

WAKC Kerpen

Bambini+ light

Kerpen 1,107 Km

Freies Training

11.08.2019 09:00

Training (10:00 Zeit) gestartet um 9:00:02

Pos.	Nr.	Name	Wohnort	Fabrikat	Bewerber/Sponsor	Rnd.	Beste Zeit	Diff.	In Rd.	km/h
1	6	Ben Godenau	GER-Bergheim	Mach1/IAME Water	DS Kartsport/	10	52.641		9	75,705
2	11	Maximilian Schleimer	GER-Obertiefenbach	Sodi/IAME Watersv	Valier Motorsport/ADAC Mittelrhein/HAC S	10	52.864	0.223	10	75,386
3	8	Moritz Hauptenthal	GER-Losheim am See	Tony/IAME Watersv	Tony-Kart-Dischner/ADAC Saarland/MSC-L	11	52.952	0.311	6	75,261
4	22	Marcell Korchukov	GER-Wuppertal	CRG/IAME Watersv	MK-22 Racing-Team/Bugel-Taxi & Compan	10	53.030	0.389	9	75,150
5	195	Phil Colin Strenge	GER-Untersingen	EVO Kart/IAME	/Kirchheim i.T.	11	53.178	0.537	7	74,941
6	88	Matthew Huhn	GER-	DR/IAME	/NKS	11	53.229	0.588	10	74,869
7	26	Leon Hoffmann	GER-Bönnigstedt	CRG/IAME Watersv	SRP Racing Team/TH Rückbau GmbH	11	53.231	0.590	9	74,866
8	18	Julian Konrad	GER-Sinzig	CRG/IAME Watersv	RTG Kartsport/MSC Sinzig e.V. im ADAC	11	53.273	0.632	11	74,807
9	3	Tom Kalender	GER-Hamm Sieg	Mach 1/IAME Wate	DS Kartsport/ADAC Mittelrhein e.V. /RSC V	8	53.278	0.637	7	74,800
10	87	Luca Schwab	GER-Essen	Mach 1/IAME Wate	DS Kartsport/Kart Club Kerpen	11	53.423	0.782	11	74,597
11	4	Max Schlichenmeier	GER-Frankfurt	EVO Kart/IAME Wa	Ebert Motorsport/ADAC Hessen-Thüringen	11	53.467	0.826	10	74,536
12	34	Variato Wildemann	GER-Melle	Tony/IAME Watersv	RMW Motorsport/Ortsclub AC-Melle e.V. in	11	53.909	1.268	9	73,925
13	47	Johannes Flamm	GER-Much	TOPKART/IAME Wa	KARTSPORTflamm/RSC Westerwaldring e.	11	53.924	1.283	5	73,904
14	16	Alexander Mohr	GER-Hofheim	Tony/IAME Watersv	RS Motorsport/MSC Wittgenborn	10	53.945	1.304	8	73,875
15	5	Linus R. Helwig	GER-Nistertal	OTK / Tony /IAME \	RMW-Motorsport/ADAC Mittelrhein AMC U	11	53.978	1.337	11	73,830
16	19	Ennio Leib	GER-Ehringshausen	Tony/IAME Watersv	AC Wetzlar/RMW Motorsport	11	54.043	1.402	11	73,741
17	7	Yannick Hirsch	GER-Altenkirchen	Mach1/IAME Water	DS Kartsport/RSC Westerwaldring	11	54.289	1.648	10	73,407
18	91	Niklas Hirsch	GER-Altenkirchen	Mach1/IAME	DS Kartsport/RSC Westerwaldring	10	54.652	2.011	10	72,920
19	10	Morrison Class	GER-Lindenkrantz	CRG/Iame		10	54.717	2.076	10	72,833
20	9	Paul Moritz Doktor	GER-Fischbachtal / Nieder	CRG/IAME Watersv	CRG Deutschland/Doktor Motorsport	9	54.876	2.235	9	72,622
21	93	Tom Wickop	GER-Bottrop	CRG /IAME	Kartsport Lehnert/	9	55.589	2.948	9	71,690
22	95	Frederick Röhl	GER-Hünfeld			10	55.737	3.096	10	71,500
23	90	Max Hezel	GER-Fulda	Tony/IAME	Alljo-Hima-Team/Fuldaer AC e.V.	11	55.828	3.187	8	71,384
24	100	Sarah Röbener	GER-Kumhausen	CRG/IAME		10	55.857	3.216	6	71,346
25	107	Lutz Ohsenbrink	GER-Welver - Scheidingen	CRG /IAME	MSC-Werl/Kartsport Lehnert	10	56.891	4.250	10	70,050
26	17	Mathilda Paatz	GER-Köln	CRG/IAME Watersv	KCK Kerpen	4	56.967	4.326	2	69,956
27	102	Emma Dreiling	GER-Süderfarenstedt	Haase/IAME	AC Schleswig/Hemkemeyer	10	57.121	4.480	6	69,768
28	115	Julius Berthold	GER-Barsbüttel	Tony/Iame		10	57.194	4.553	9	69,679
29	92	Raphael Thomas	GER-Tawern	Topkart/IAME	Dischner Racing/MSC Konz	10	58.828	6.187	10	67,743

Reg-Nr.: K04/2019

Orbits

Rennleiter Andreas Ehm

Zeitnahme Monika Riehmers

Aushang:

h

WAKC Kerpen

Bambini+ light

Kerpen 1,107 Km

Freies Training

11.08.2019 09:00

Training (10:00 Zeit) gestartet um 9:00:02

Runde	Rundenzeit	Diff.	Tageszeit
9	55.363	+1.320	9:08:54.337
10	54.148	+0.105	9:09:48.485
11	54.043		9:10:42.528

(7) Yannick Hirsch

Runde	Rundenzeit	Diff.	Tageszeit
1	1:00.271	+5.982	9:01:25.424
2	56.505	+2.216	9:02:21.929
3	57.140	+2.851	9:03:19.069
4	55.305	+1.016	9:04:14.374
5	54.764	+0.475	9:05:09.138
6	54.895	+0.606	9:06:04.033
7	54.570	+0.281	9:06:58.603
8	54.937	+0.648	9:07:53.540
9	54.503	+0.214	9:08:48.043
10	54.289		9:09:42.332
11	54.708	+0.419	9:10:37.040

(91) Niklas Hirsch

Runde	Rundenzeit	Diff.	Tageszeit
1	1:01.567	+6.915	9:01:33.213
2	59.022	+4.370	9:02:32.235
3	55.983	+1.331	9:03:28.218
4	55.633	+0.981	9:04:23.851
5	1:04.674	+10.022	9:05:28.525
6	55.566	+0.914	9:06:24.091
7	55.445	+0.793	9:07:19.536
8	55.921	+1.269	9:08:15.457
9	55.302	+0.650	9:09:10.759
10	54.652		9:10:05.411

(10) Morrison Class

Runde	Rundenzeit	Diff.	Tageszeit
1	1:04.613	+9.896	9:01:40.234
2	58.180	+3.463	9:02:38.414
3	58.242	+3.525	9:03:36.656
4	59.204	+4.487	9:04:35.860
5	56.343	+1.626	9:05:32.203
6	54.771	+0.054	9:06:26.974
7	55.627	+0.910	9:07:22.601
8	56.806	+2.089	9:08:19.407
9	55.810	+1.093	9:09:15.217
10	54.717		9:10:09.934

(9) Paul Moritz Doktor

Runde	Rundenzeit	Diff.	Tageszeit
1	1:02.968	+8.092	9:01:32.523
2	58.428	+3.552	9:02:30.951
3	1:21.519	+26.643	9:03:52.470
4	56.075	+1.199	9:04:48.545
5	56.087	+1.211	9:05:44.632
6	1:46.657	+51.781	9:07:31.289
7	56.120	+1.244	9:08:27.409
8	55.397	+0.521	9:09:22.806
9	54.876		9:10:17.682

(93) Tom Wickop

Runde	Rundenzeit	Diff.	Tageszeit
1	1:02.037	+6.448	9:01:48.383
2	57.553	+1.964	9:02:45.936
3	56.674	+1.085	9:03:42.610
4	56.653	+1.064	9:04:39.263
5	1:02.639	+7.050	9:05:41.902
6	1:04.086	+8.497	9:06:45.988
7	1:55.336	+59.747	9:08:41.324
8	1:00.025	+4.436	9:09:41.349
9	55.589		9:10:36.938

(95) Frederick Röll

Runde	Rundenzeit	Diff.	Tageszeit
1	1:03.334	+7.597	9:01:28.772
2	59.446	+3.709	9:02:28.218

Runde	Rundenzeit	Diff.	Tageszeit
3	57.385	+1.648	9:03:25.603
4	57.172	+1.435	9:04:22.775
5	1:02.357	+6.620	9:05:25.132
6	57.229	+1.492	9:06:22.361
7	57.834	+2.097	9:07:20.195
8	56.615	+0.878	9:08:16.810
9	55.773	+0.036	9:09:12.583
10	55.737		9:10:08.320

(90) Max Hezel

Runde	Rundenzeit	Diff.	Tageszeit
1	1:02.302	+6.474	9:01:19.533
2	59.370	+3.542	9:02:18.903
3	1:00.077	+4.249	9:03:18.980
4	57.562	+1.734	9:04:16.542
5	57.210	+1.382	9:05:13.752
6	56.712	+0.884	9:06:10.464
7	56.619	+0.791	9:07:07.083
8	55.828		9:08:02.911
9	56.135	+0.307	9:08:59.046
10	56.413	+0.585	9:09:55.459
11	56.390	+0.562	9:10:51.849

(100) Sarah Rößener

Runde	Rundenzeit	Diff.	Tageszeit
1	1:02.042	+6.185	9:01:32.483
2	1:02.400	+6.543	9:02:34.883
3	59.619	+3.762	9:03:34.502
4	57.319	+1.462	9:04:31.821
5	57.344	+1.487	9:05:29.165
6	55.857		9:06:25.022
7	56.873	+1.016	9:07:21.895
8	57.071	+1.214	9:08:18.966
9	56.678	+0.821	9:09:15.644
10	56.305	+0.448	9:10:11.949

(107) Lutz Ohsenbrink

Runde	Rundenzeit	Diff.	Tageszeit
1	1:04.777	+7.886	9:01:36.252
2	59.375	+2.484	9:02:35.627
3	1:00.840	+3.949	9:03:36.467
4	59.658	+2.767	9:04:36.125
5	59.427	+2.536	9:05:35.552
6	57.748	+0.857	9:06:33.300
7	59.336	+2.445	9:07:32.636
8	58.123	+1.232	9:08:30.759
9	57.792	+0.901	9:09:28.551
10	56.891		9:10:25.442

(17) Mathilda Paatz

Runde	Rundenzeit	Diff.	Tageszeit
1	1:00.026	+3.059	9:01:16.409
2	56.967		9:02:13.376
3	3:39.804	+2:42.837	9:05:53.180
4	57.994	+1.027	9:06:51.174

(102) Emma Dreiling

Runde	Rundenzeit	Diff.	Tageszeit
1	1:03.050	+5.929	9:01:36.647
2	1:06.382	+9.261	9:02:43.029
3	58.969	+1.848	9:03:41.998
4	58.330	+1.209	9:04:40.328
5	57.290	+0.169	9:05:37.618
6	57.121		9:06:34.739
7	1:00.553	+3.432	9:07:35.292
8	58.937	+1.816	9:08:34.229
9	1:00.047	+2.926	9:09:34.276
10	58.720	+1.599	9:10:32.996

(115) Julius Berthold

Runde	Rundenzeit	Diff.	Tageszeit
1	1:02.537	+5.343	9:01:38.917

Runde	Rundenzeit	Diff.	Tageszeit
2	59.343	+2.149	9:02:38.260
3	59.123	+1.929	9:03:37.383
4	58.942	+1.748	9:04:36.325
5	59.460	+2.266	9:05:35.785
6	57.774	+0.580	9:06:33.559
7	59.421	+2.227	9:07:32.980
8	57.673	+0.479	9:08:30.653
9	57.194		9:09:27.847
10	57.408	+0.214	9:10:25.255

(92) Raphael Thomas

Runde	Rundenzeit	Diff.	Tageszeit
1	1:07.308	+8.480	9:01:32.320
2	1:02.381	+3.553	9:02:34.701
3	1:01.475	+2.647	9:03:36.176
4	59.534	+0.706	9:04:35.710
5	59.704	+0.876	9:05:35.414
6	59.033	+0.205	9:06:34.447
7	1:00.444	+1.616	9:07:34.891
8	59.086	+0.258	9:08:33.977
9	59.456	+0.628	9:09:33.433
10	58.828		9:10:32.261

WAKC Kerpen

Bambini+ light

VERSION 1

Kerpen 1,107 Km

Zeittraining

11.08.2019 10:45

Qualifikation (10:00 Zeit) gestartet um 11:05:36

Pos.	Nr.	Name	Wohnort	Fabrikat	Bewerber/Sponsor	Rnd.	Beste Zeit	Diff.	In Rd.	km/h
1	11	Maximilian Schleimer	GER-Obertiefenbach	Sodi/IAME Watersv	Valier Motorsport/ADAC Mittelrhein/HAC S	11	52.226		5	76,307
2	26	Leon Hoffmann	GER-Böningstedt	CRG/IAME Watersv	SRP Racing Team/TH Rückbau GmbH	11	52.238	0.012	6	76,289
3	8	Moritz Hauptenthal	GER-Losheim am See	Tony/IAME Watersv	Tony-Kart-Dischner/ADAC Saarland/MSC-L	12	52.300	0.074	9	76,199
4	6	Ben Godenau	GER-Bergheim	Mach1/IAME Water	DS Kartsport/	11	52.355	0.129	11	76,119
5	88	Matthew Huhn	GER-	DR/IAME	/NKS	12	52.492	0.266	8	75,920
6	195	Phil Colin Strenge	GER-Untersengen	EVO Kart/IAME	/Kirchheim i.T.	11	52.509	0.283	5	75,896
7	3	Tom Kalender	GER-Hamm Sieg	Mach 1/IAME Wate	DS Kartsport/ADAC Mittelrhein e.V. /RSC v	12	52.529	0.303	10	75,867
8	87	Luca Schwab	GER-Essen	Mach 1/IAME Wate	DS Kartsport/Kart Club Kerpen	12	52.614	0.388	7	75,744
9	4	Max Schlichenmeier	GER-Frankfurt	EVO Kart/IAME Wa	Ebert Motorsport/ADAC Hessen-Thüringen	11	52.627	0.401	10	75,725
10	18	Julian Konrad	GER-Sinzig	CRG/IAME Watersv	RTG Kartsport/MSC Sinzig e.V. im ADAC	11	52.948	0.722	8	75,266
11	47	Johannes Flamm	GER-Much	TOPKART/IAME Wa	KARTSPORTflamm/RSC Westerwaldring e.	11	52.952	0.726	10	75,261
12	34	Variato Wildemann	GER-Melle	Tony/IAME Watersv	RMW Motorsport/Ortsclub AC-Melle e.V. in	11	53.090	0.864	11	75,065
13	7	Yannick Hirsch	GER-Altenkirchen	Mach1/IAME Water	DS Kartsport/RSC Westerwaldring	11	53.115	0.889	5	75,030
14	16	Alexander Mohr	GER-Hofheim	Tony/IAME Watersv	RS Motorsport/MSC Wittgenborn	10	53.381	1.155	9	74,656
15	19	Ennio Leib	GER-Ehringshausen	Tony/IAME Watersv	AC Wetzlar/RMW Motorsport	11	53.528	1.302	9	74,451
16	17	Mathilda Paatz	GER-Köln	CRG/IAME Watersv	KCK Kerpen	11	53.594	1.368	6	74,359
17	5	Linus R. Helwig	GER-Nistertal	OTK / Tony /IAME \	RMW-Motorsport/ADAC Mittelrhein AMC U	11	53.711	1.485	9	74,197
18	9	Paul Moritz Doktor	GER-Fischbachtal / Nieder	CRG/IAME Watersv	CRG Deutschland/Doktor Motorsport	11	53.722	1.496	9	74,182
19	91	Niklas Hirsch	GER-Altenkirchen	Mach1/IAME	DS Kartsport/RSC Westerwaldring	11	54.181	1.955	9	73,553
20	10	Morrison Class	GER-Lindenkranz	CRG/Iame		11	54.247	2.021	5	73,464
21	107	Lutz Ohsenbrink	GER-Welver - Scheidingen	CRG /IAME	MSC-Werl/Kartsport Lehnert	11	54.968	2.742	9	72,500
22	100	Sarah Röbener	GER-Kumhausen	CRG/IAME		11	55.164	2.938	5	72,243
23	95	Frederick Röll	GER-Hünfeld			11	55.180	2.954	9	72,222
24	93	Tom Wickop	GER-Bottrop	CRG /IAME	Kartsport Lehnert/	11	55.206	2.980	9	72,188
25	90	Max Hezel	GER-Fulda	Tony/IAME	Alljo-Hima-Team/Fuldaer AC e.V.	11	55.223	2.997	11	72,166
26	102	Emma Dreiling	GER-Süderfarenstedt	Haase/IAME	AC Schleswig/Hemkemeyer	10	56.264	4.038	8	70,830
27	92	Raphael Thomas	GER-Tawern	Topkart/IAME	Dischner Racing/MSC Konz	10	56.381	4.155	6	70,683
28	12	Paul Rehlinger	GER-Wadern	EXPRIT /IAME Wat	Dischner Kartsport/MSC Losheim im ADAC	1	59.341	7.115	1	67,158

Nicht gewertet:

XC	22	Marcell Korchukov	GER-Wuppertal	CRG/IAME Watersv	MK-22 Racing-Team/Bugel-Taxi & Compan	11	52.544		6	75,845
XC	44	Tobias Feeser	GER-Heilbronn	Jesolo/IAME	MSC Nussloch e.V. ADAC/TR Motorsport	11	52.647		7	75,697
XC	115	Julius Berthold	GER-Barsbüttel	Tony/Iame		10	55.699		10	71,549

Bemerkungen

Ergebnis vorbehaltlich technischen und sportlichen Nachuntersuchung
 #115, #22, #44 Wertungsverlust Zeittraining, Technik

Reg-Nr.: K04/2019

Orbits

Rennleiter Andreas Ehm

Zeitnahme Monika Riehmers

Gedruckt: 11.08.2019 12:35:06

Aushang:

h

WAKC Kerpen

Bambini+ light

Kerpen 1,107 Km

Zeittraining

11.08.2019 10:45

Qualifikation (10:00 Zeit) gestartet um 11:05:36

Runde	Rundenzeit	Diff.	Tageszeit
11	53.262	+0.147	11:16:15.429

(16) Alexander Mohr

1	58.235	+4.854	11:07:32.173
2	55.350	+1.969	11:08:27.523
3	54.278	+0.897	11:09:21.801
4	54.653	+1.272	11:10:16.454
5	54.501	+1.120	11:11:10.955
6	55.503	+2.122	11:12:06.458
7	54.862	+1.481	11:13:01.320
8	53.646	+0.265	11:13:54.966
9	53.381		11:14:48.347
10	53.746	+0.365	11:15:42.093

(19) Ennio Leib

1	58.365	+4.837	11:06:57.367
2	57.539	+4.011	11:07:54.906
3	55.632	+2.104	11:08:50.538
4	53.752	+0.224	11:09:44.290
5	54.547	+1.019	11:10:38.837
6	54.339	+0.811	11:11:33.176
7	53.941	+0.413	11:12:27.117
8	53.673	+0.145	11:13:20.790
9	53.528		11:14:14.318
10	53.685	+0.157	11:15:08.003
11	53.577	+0.049	11:16:01.580

(17) Mathilda Paatz

1	57.872	+4.278	11:06:48.139
2	54.637	+1.043	11:07:42.776
3	55.785	+2.191	11:08:38.561
4	1:13.007	+19.413	11:09:51.568
5	55.285	+1.691	11:10:46.853
6	53.594		11:11:40.447
7	54.438	+0.844	11:12:34.885
8	54.682	+1.088	11:13:29.567
9	1:10.806	+17.212	11:14:40.373
10	53.770	+0.176	11:15:34.143
11	54.440	+0.846	11:16:28.583

(5) Linus R. Helwig

1	58.689	+4.978	11:07:00.145
2	55.363	+1.652	11:07:55.508
3	1:01.228	+7.517	11:08:56.736
4	55.044	+1.333	11:09:51.780
5	56.115	+2.404	11:10:47.895
6	54.111	+0.400	11:11:42.006
7	53.724	+0.013	11:12:35.730
8	54.496	+0.785	11:13:30.226
9	53.711		11:14:23.937
10	56.506	+2.795	11:15:20.443
11	1:13.629	+19.918	11:16:34.072

(9) Paul Moritz Doktor

1	58.505	+4.783	11:07:02.547
2	57.470	+3.748	11:08:00.017
3	57.029	+3.307	11:08:57.046
4	54.937	+1.215	11:09:51.983
5	54.571	+0.849	11:10:46.554
6	53.804	+0.082	11:11:40.358
7	53.753	+0.031	11:12:34.111
8	54.026	+0.304	11:13:28.137
9	53.722		11:14:21.859
10	56.784	+3.062	11:15:18.643
11	54.263	+0.541	11:16:12.906

(91) Niklas Hirsch

1	57.939	+3.758	11:06:57.585
2	56.638	+2.457	11:07:54.223
3	54.912	+0.731	11:08:49.135
4	54.324	+0.143	11:09:43.459
5	55.634	+1.453	11:10:39.093
6	54.338	+0.157	11:11:33.431
7	54.320	+0.139	11:12:27.751
8	54.562	+0.381	11:13:22.313
9	54.181		11:14:16.494
10	54.440	+0.259	11:15:10.934
11	54.449	+0.268	11:16:05.383

(10) Morrison Class

1	58.982	+4.735	11:06:57.344
2	58.028	+3.781	11:07:55.372
3	1:03.802	+9.555	11:08:59.174
4	55.092	+0.845	11:09:54.266
5	54.247		11:10:48.513
6	1:02.543	+8.296	11:11:51.056
7	54.612	+0.365	11:12:45.668
8	55.285	+1.038	11:13:40.953
9	55.944	+1.697	11:14:36.897
10	54.992	+0.745	11:15:31.889
11	54.794	+0.547	11:16:26.683

(107) Lutz Ohsenbrink

1	1:00.618	+5.650	11:06:52.812
2	57.407	+2.439	11:07:50.219
3	57.234	+2.266	11:08:47.453
4	55.915	+0.947	11:09:43.368
5	56.277	+1.309	11:10:39.645
6	55.430	+0.462	11:11:35.075
7	55.399	+0.431	11:12:30.474
8	55.103	+0.135	11:13:25.577
9	54.968		11:14:20.545
10	55.738	+0.770	11:15:16.283
11	54.989	+0.021	11:16:11.272

(100) Sarah Rößener

1	1:08.957	+13.793	11:07:06.397
2	58.823	+3.659	11:08:05.220
3	56.087	+0.923	11:09:01.307
4	55.897	+0.733	11:09:57.204
5	55.164		11:10:52.368
6	57.140	+1.976	11:11:49.508
7	55.818	+0.654	11:12:45.326
8	55.296	+0.132	11:13:40.622
9	55.305	+0.141	11:14:35.927
10	55.831	+0.667	11:15:31.758
11	56.758	+1.594	11:16:28.516

(95) Frederick Röll

1	59.303	+4.123	11:06:57.103
2	57.062	+1.882	11:07:54.165
3	56.358	+1.178	11:08:50.523
4	55.335	+0.155	11:09:45.858
5	55.877	+0.697	11:10:41.735
6	55.636	+0.456	11:11:37.371
7	55.334	+0.154	11:12:32.705
8	55.273	+0.093	11:13:27.978
9	55.180		11:14:23.158
10	56.115	+0.935	11:15:19.273
11	55.252	+0.072	11:16:14.525

(93) Tom Wickop

1	59.303	+4.123	11:06:57.103
---	--------	--------	--------------

(90) Max Hezel

1	58.766	+3.560	11:06:47.701
2	56.661	+1.455	11:07:44.362
3	56.641	+1.435	11:08:41.003
4	55.602	+0.396	11:09:36.605
5	55.278	+0.072	11:10:31.883
6	55.642	+0.436	11:11:27.525
7	55.285	+0.079	11:12:22.810
8	55.788	+0.582	11:13:18.598
9	55.206		11:14:13.804
10	1:06.288	+11.082	11:15:20.092
11	55.274	+0.068	11:16:15.366

(115) Julius Berthold

1	1:03.837	+8.614	11:06:50.573
2	57.443	+2.220	11:07:48.016
3	56.079	+0.856	11:08:44.095
4	56.120	+0.897	11:09:40.215
5	56.870	+1.647	11:10:37.085
6	56.050	+0.827	11:11:33.135
7	55.939	+0.716	11:12:29.074
8	55.336	+0.113	11:13:24.410
9	55.237	+0.014	11:14:19.647
10	55.493	+0.270	11:15:15.140
11	55.223		11:16:10.363

(102) Emma Dreiling

1	59.804	+4.105	11:07:02.027
2	58.187	+2.488	11:08:00.214
3	58.521	+2.822	11:08:58.735
4	56.263	+0.564	11:09:54.998
5	56.562	+0.863	11:10:51.560
6	56.237	+0.538	11:11:47.797
7	56.292	+0.593	11:12:44.089
8	56.334	+0.635	11:13:40.423
9	57.558	+1.859	11:14:37.981
10	55.699		11:15:33.680

(92) Raphael Thomas

1	1:00.540	+4.276	11:07:01.280
2	58.425	+2.161	11:07:59.705
3	58.391	+2.127	11:08:58.096
4	56.935	+0.671	11:09:55.031
5	57.223	+0.959	11:10:52.254
6	57.272	+1.008	11:11:49.526
7	56.670	+0.406	11:12:46.196
8	56.264		11:13:42.460
9	1:02.823	+6.559	11:14:45.283
10	58.047	+1.783	11:15:43.330

(12) Paul Rehlinger

1	59.341		11:07:20.155
---	--------	--	--------------

WAKC Kerpen

Bambini+ light

VERSION 1

Kerpen 1,107 Km


1.Lauf

11.08.2019 13:45

Rennen (11 Runden)

14	92	12
	27	28
13	90	102
	25	26
12	95	93
	23	24
11	107	100
	21	22
10	91	10
	19	20
9	5	9
	17	18
8	19	17
	15	16
7	7	16
	13	14
6	47	34
	11	12
5	4	18
	9	10
4	3	87
	7	8
3	88	195
	5	6
2	8	6
	3	4
1	11	26
	1	2

POLE POSITION 1



Reg-Nr.: K04/2019

Orbits

Rennleiter Andreas Ehm

Zeitnahme Monika Riehmers



Andreas Ehm

Monika Riehmers



WAKC Kerpen

Bambini+ light


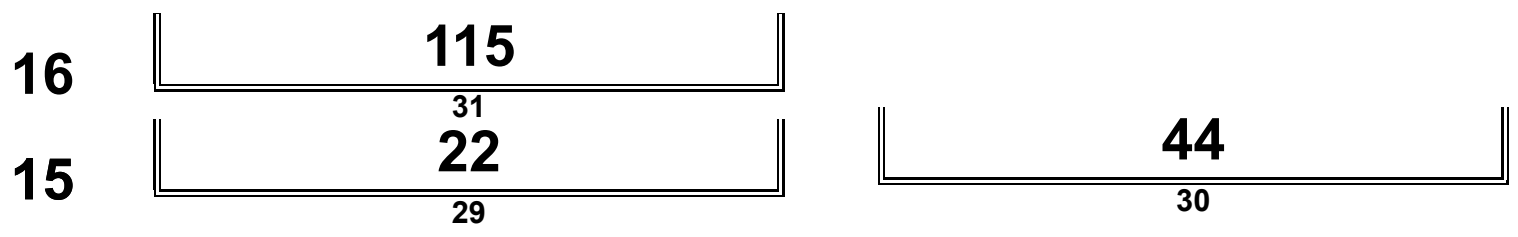
Kerpen 1,107 Km

1.Lauf

VERSION 1

11.08.2019 13:45

Rennen (11 Runden)



Reg-Nr.: K04/2019

Orbits

Rennleiter Andreas Ehm

Zeitnahme Monika Riehmers



Andreas Ehm

M. Riehmers



WAKC Kerpen

Bambini+ light

VERSION 3

Kerpen 1,107 Km

1.Lauf

11.08.2019 14:05

Rennen (11 Runden) gestartet um 14:03:39

Pos.	Nr.	Ga	Name	Wohnort	Fabrikat	Bewerber/Sponsor	Rnd.	Gesamtzeit	Diff.	Beste Zeit	In Rd.	Pkt.
1	26		Leon Hoffmann	GER-Bönningstedt	CRG/IAME W	SRP Racing Team/TH Rückbau GmbH	11	9:48.129		52.676	7	20
2	11		Maximilian Schleimer	GER-Obertiefenbach	Sodi/IAME W	Valier Motorsport/ADAC Mittelrhein/HAC Sin	11	9:48.206	0.077	52.868	7	18
3	3		Tom Kalender	GER-Hamm Sieg	Mach 1/IAME	DS Kartsport/ADAC Mittelrhein e.V. /RSC W	11	9:48.357	0.228	52.578	10	16
4	95	Ja	Phil Colin Strenge	GER-Unterensingen	EVO Kart/IAM	/Kirchheim i.T.	11	9:50.539	2.410	53.099	9	15
5	8		Moritz Haupenthal	GER-Losheim am See	Tony/IAME W	Tony-Kart-Dischner/ADAC Saarland/MS-Lo	11	9:50.633	2.504	52.902	8	14
6	6		Ben Godenau	GER-Bergheim	Mach1/IAME 1	DS Kartsport/	11	9:51.907	3.778	53.092	9	13
7	4		Max Schlichenmeier	GER-Frankfurt	EVO Kart/IAM	Ebert Motorsport/ADAC Hessen-Thüringen	11	9:52.124	3.995	52.970	9	12
8	87		Luca Schwab	GER-Essen	Mach 1/IAME	DS Kartsport/Kart Club Kerpen	11	9:54.322	6.193	52.939	8	11
9	22	Ja	Marcell Korchukov	GER-Wuppertal	CRG/IAME W	MK-22 Racing-Team/Bugel-Taxi & Company	11	9:54.377	6.248	53.024	6	10
10	18		Julian Konrad	GER-Sinzig	CRG/IAME W	RTG Kartsport/MS-Lo Sinzig e.V. im ADAC	11	9:55.004	6.875	53.094	10	9
11	7		Yannick Hirsch	GER-Altenkirchen	Mach1/IAME 1	DS Kartsport/RSC Westerwaldring	11	9:56.121	7.992	53.406	11	8
12	19		Ennio Leib	GER-Ehringshausen	Tony/IAME W	AC Wetzlar/RMW Motorsport	11	9:57.863	9.734	53.510	10	7
13	44	Ja	Tobias Feeser	GER-Heilbronn	Jesolo/IAME	MSC Nussloch e.V. ADAC/TR Motorsport	11	10:03.274	15.145	53.001	10	6
14	17		Mathilda Paatz	GER-Köln	CRG/IAME W	KCK Kerpen	11	10:05.369	17.240	53.411	7	5
15	5	Ja	Linus R. Helwig	GER-Nistertal	OTK / Tony / I	RMW-Motorsport/ADAC Mittelrhein AMC Uni	11	10:05.523	17.394	53.819	10	4
16	91		Niklas Hirsch	GER-Altenkirchen	Mach1/IAME	DS Kartsport/RSC Westerwaldring	11	10:07.005	18.876	54.143	7	20
17	16	Ja	Alexander Mohr	GER-Hofheim	Tony/IAME W	RS Motorsport/MS-Lo Wittgenborn	11	10:17.550	29.421	54.594	5	3
18	9		Paul Moritz Doktor	GER-Fischbachtal / Nied	CRG/IAME W	CRG Deutschland/Doktor Motorsport	11	10:20.045	31.916	54.520	11	2
19	93		Tom Wickop	GER-Bottrop	CRG /IAME	Kartsport Lehnert/	11	10:22.940	34.811	55.398	10	18
20	95		Frederick Röll	GER-Hünfeld			11	10:28.553	40.424	54.830	11	16
21	00	Ja	Sarah Rößener	GER-Kumhausen	CRG/IAME		11	10:35.498	47.369	55.590	8	15
22	02	Ja	Emma Dreiling	GER-Süderfahrenstedt	Haase/IAME	AC Schleswig/Hemkemeyer	11	10:41.874	53.745	56.744	3	14
23	92		Raphael Thomas	GER-Tawern	Topkart/IAME	Dischner Racing/MS-Lo Konz	11	10:42.019	53.890	56.918	6	13
24	10	Ja	Morrison Class	GER-Lindenkranz	CRG/IAME		10	9:49.192	1 Runde	54.914	5	1
25	90		Max Hezel	GER-Fulda	Tony/IAME	Alljo-Hima-Team/Fuldaer AC e.V.	10	10:08.056	1 Runde	57.799	6	12
Nicht gewertet: (75% = 8 Rnd.)												
15	Ja		Julius Berthold	GER-Barsbüttel	Tony/IAME		5	4:55.947	6 Runden	56.706	4	0
12			Paul Rehlinger	GER-Wadern	EXPRIT /IAME	Dischner Kartsport/MS-Lo Losheim im ADAC e	5	5:42.948	6 Runden	54.707	4	0
34			Variato Wildemann	GER-Melle	Tony/IAME W	RMW Motorsport/Ortsclub AC-Melle e.V. im		1.202	11 Runden		0	0
07	Ja		Lutz Ohsenbrink	GER-Welver - Scheiding	CRG /IAME	MS-Lo Werl/Kartsport Lehnert		8.518	11 Runden		0	0
XC	88	Ja	Matthew Huhn	GER-	DR/IAME	/NKS	11	9:50.162	EXC	53.010	11	0
XC	47		Johannes Flamm	GER-Much	TOPKART/IAM	KARTSPORTflamm/RSC Westerwaldring e.V.	11	9:51.540	EXC	52.987	9	0

Bemerkungen

Ergebnis vorbehaltlich technischen und sportlichen Nachuntersuchung

Gestartet: 31, Gewertet: 25, Nicht gewertet: 6

#87 +3Sec., 2 Räder Korridor

#107, #95 +5Sec., Spoiler

#47, #88 Disqualifikation, Technik

Vorsprung	Ø km/h	Beste Rundenzeit	km/h	Beste Runde von
0.077	74,537	52.578	75,796	3 - Tom Kalender

Reg-Nr.: K04/2019

Orbits

Rennleiter Andreas Ehm

Zeitnahme Camp Company

WAKC Kerpen

Bambini+ light

VERSION 3

Kerpen 1,107 Km

1.Lauf

11.08.2019 14:05

Rennen (11 Runden) gestartet um 14:03:39

Pos.	Nr.	Ga	Name	Wohnort	Fabrikat	Bewerber/Sponsor	Rnd.	Gesamtzeit	Diff.	Beste Zeit	In Rd.	Pkt.
Bambini												
1	26		Leon Hoffmann	GER-Bönningstedt	CRG/IAME W	SRP Racing Team/TH Rückbau GmbH	11	9:48.129		52.676	7	20
2	11		Maximilian Schleimer	GER-Obertiefenbach	Sodi/IAME W	Valier Motorsport/ADAC Mittelrhein/HAC Sin	11	9:48.206	0.077	52.868	7	18
3	3		Tom Kalender	GER-Hamm Sieg	Mach 1/IAME	DS Kartsport/ADAC Mittelrhein e.V. /RSC W	11	9:48.357	0.228	52.578	10	16
4	95	Ja	Phil Colin Strenge	GER-Untersingen	EVO Kart/IAM	/Kirchheim i.T.	11	9:50.539	2.410	53.099	9	15
5	8		Moritz Hauptenthal	GER-Losheim am See	Tony/IAME W	Tony-Kart-Dischner/ADAC Saarland/MS-Lo	11	9:50.633	2.504	52.902	8	14
6	6		Ben Godenau	GER-Bergheim	Mach1/IAME 1	DS Kartsport/	11	9:51.907	3.778	53.092	9	13
7	4		Max Schlichenmeier	GER-Frankfurt	EVO Kart/IAM	Ebert Motorsport/ADAC Hessen-Thüringen	11	9:52.124	3.995	52.970	9	12
8	87		Luca Schwab	GER-Essen	Mach 1/IAME	DS Kartsport/Kart Club Kerpen	11	9:54.322	6.193	52.939	8	11
9	22	Ja	Marcell Korchukov	GER-Wuppertal	CRG/IAME W	MK-22 Racing-Team/Bugel-Taxi & Company	11	9:54.377	6.248	53.024	6	10
10	18		Julian Konrad	GER-Sinzig	CRG/IAME W	RTG Kartsport/MSK Sinzig e.V. im ADAC	11	9:55.004	6.875	53.094	10	9
11	7		Yannick Hirsch	GER-Altenkirchen	Mach1/IAME 1	DS Kartsport/RSC Westerwaldring	11	9:56.121	7.992	53.406	11	8
12	19		Ennio Leib	GER-Ehringshausen	Tony/IAME W	AC Wetzlar/RMW Motorsport	11	9:57.863	9.734	53.510	10	7
13	44	Ja	Tobias Feeser	GER-Heilbronn	Jesolo/IAME	MSC Nussloch e.V. ADAC/TR Motorsport	11	10:03.274	15.145	53.001	10	6
14	17		Mathilda Paatz	GER-Köln	CRG/IAME W	KCK Kerpen	11	10:05.369	17.240	53.411	7	5
15	5	Ja	Linus R. Helwig	GER-Nistertal	OTK / Tony / I	RMW-Motorsport/ADAC Mittelrhein AMC Uni	11	10:05.523	17.394	53.819	10	4
16	16	Ja	Alexander Mohr	GER-Hofheim	Tony/IAME W	RS Motorsport/MSK Wittgenborn	11	10:17.550	29.421	54.594	5	3
17	9		Paul Moritz Doktor	GER-Fischbachtal / Nied	CRG/IAME W	CRG Deutschland/Doktor Motorsport	11	10:20.045	31.916	54.520	11	2
18	10	Ja	Morrison Class	GER-Lindenkrantz	CRG/Iame		10	9:49.192	1 Runde	54.914	5	1
Nicht gewertet: (75% = 8 Rnd.)												
	12		Paul Rehlinger	GER-Wadern	EXPRIT /IAME	Dischner Kartsport/MSK Losheim im ADAC	5	5:42.948	6 Runden	54.707	4	0
	34		Variato Wildemann	GER-Melle	Tony/IAME W	RMW Motorsport/Ortsclub AC-Melle e.V. im		1.202	11 Runden		0	0
	07	Ja	Lutz Ohsenbrink	GER-Welver - Scheiding	CRG /IAME	MSC-Werl/Kartsport Lehnert		8.518	11 Runden		0	0
XC	88	Ja	Matthew Huhn	GER-	DR/IAME	/NKS	11	9:50.162	EXC	53.010	11	0
XC	47		Johannes Flamm	GER-Much	TOPKART/IAM	KARTSPORTflamm/RSC Westerwaldring e.V.	11	9:51.540	EXC	52.987	9	0
Bambini-light+Gazelle												
1	91		Niklas Hirsch	GER-Altenkirchen	Mach1/IAME	DS Kartsport/RSC Westerwaldring	11	10:07.005		54.143	7	20
2	93		Tom Wickop	GER-Bottrop	CRG /IAME	Kartsport Lehnert/	11	10:22.940	15.935	55.398	10	18
3	95		Frederick Röhl	GER-Hünfeld			11	10:28.553	21.548	54.830	11	16
4	00	Ja	Sarah Rößener	GER-Kumhausen	CRG/IAME		11	10:35.498	28.493	55.590	8	15
5	02	Ja	Emma Dreiling	GER-Süderfahrenstedt	Haase/IAME	AC Schleswig/Hernkemeyer	11	10:41.874	34.869	56.744	3	14
6	92		Raphael Thomas	GER-Tawern	Topkart/IAME	Dischner Racing/MSK Konz	11	10:42.019	35.014	56.918	6	13
7	90		Max Hezel	GER-Fulda	Tony/IAME	Alljo-Hima-Team/Fuldaer AC e.V.	10	10:08.056	1 Runde	57.799	6	12
Nicht gewertet: (75% = 8 Rnd.)												
	15	Ja	Julius Berthold	GER-Barsbüttel	Tony/Iame		5	4:55.947	6 Runden	56.706	4	0

Bemerkungen

Ergebnis vorbehaltlich technischen und sportlichen Nachuntersuchung
 Gestartet: 31, Gewertet: 25, Nicht gewertet: 6
 #87 +3Sec., 2 Räder Korridor
 #107, #95 +5Sec., Spoiler
 #47, #88 Disqualifikation, Technik

Vorsprung	Ø km/h	Beste Rundenzeit	km/h	Beste Runde von
0.077	74,537	52.578	75,796	3 - Tom Kalender

Reg-Nr.: K04/2019

Orbits

Rennleiter Andreas Ehm

Zeitnahme Camp Company



Gedruckt: 11.08.2019 15:29:55

Aushang: h

WAKC Kerpen

Bambini+ light

Kerpen 1,107 Km

1.Lauf

11.08.2019 14:05

Rennen (11 Runden) gestartet um 14:03:39

Runde	Rundenzeit	Diff.	Tageszeit
2	1:03.851	+10.440	14:05:40.935
3	54.322	+0.911	14:06:35.257
4	53.746	+0.335	14:07:29.003
5	54.204	+0.793	14:08:23.207
6	53.423	+0.012	14:09:16.630
7	53.411		14:10:10.041
8	53.443	+0.032	14:11:03.484
9	53.420	+0.009	14:11:56.904
10	53.578	+0.167	14:12:50.482
11	54.302	+0.891	14:13:44.784

(5) Linus R. Helwig

1	57.371	+3.552	14:04:38.956
2	56.626	+2.807	14:05:35.582
3	54.807	+0.988	14:06:30.389
4	54.456	+0.637	14:07:24.845
5	54.180	+0.361	14:08:19.025
6	54.058	+0.239	14:09:13.083
7	54.387	+0.568	14:10:07.470
8	54.813	+0.994	14:11:02.283
9	54.317	+0.498	14:11:56.600
10	53.819		14:12:50.419
11	54.519	+0.700	14:13:44.938

(91) Niklas Hirsch

1	55.537	+1.394	14:04:37.743
2	56.216	+2.073	14:05:33.959
3	56.625	+2.482	14:06:30.584
4	54.395	+0.252	14:07:24.979
5	54.258	+0.115	14:08:19.237
6	54.238	+0.095	14:09:13.475
7	54.143		14:10:07.618
8	54.518	+0.375	14:11:02.136
9	54.659	+0.516	14:11:56.795
10	54.325	+0.182	14:12:51.120
11	55.300	+1.157	14:13:46.420

(16) Alexander Mohr

1	1:00.743	+6.149	14:04:41.770
2	59.106	+4.512	14:05:40.876
3	55.944	+1.350	14:06:36.820
4	55.246	+0.652	14:07:32.066
5	54.594		14:08:26.660
6	55.165	+0.571	14:09:21.825
7	55.405	+0.811	14:10:17.230
8	54.678	+0.084	14:11:11.908
9	55.095	+0.501	14:12:07.003
10	54.922	+0.328	14:13:01.925
11	55.040	+0.446	14:13:56.965

(9) Paul Moritz Doktor

1	59.545	+5.025	14:04:44.016
2	58.622	+4.102	14:05:42.638
3	56.501	+1.981	14:06:39.139
4	54.926	+0.406	14:07:34.065
5	55.903	+1.383	14:08:29.968
6	54.537	+0.017	14:09:24.505
7	55.771	+1.251	14:10:20.276
8	54.750	+0.230	14:11:15.026
9	54.981	+0.461	14:12:10.007
10	54.933	+0.413	14:13:04.940
11	54.520		14:13:59.460

(93) Tom Wickop

1	59.249	+3.851	14:04:42.220
2	58.959	+3.561	14:05:41.179

Runde	Rundenzeit	Diff.	Tageszeit
3	56.236	+0.838	14:06:37.415
4	55.607	+0.209	14:07:33.022
5	55.539	+0.141	14:08:28.561
6	55.628	+0.230	14:09:24.189
7	55.871	+0.473	14:10:20.060
8	55.666	+0.268	14:11:15.726
9	55.429	+0.031	14:12:11.155
10	55.398		14:13:06.553
11	55.802	+0.404	14:14:02.355

(95) Frederick Röll

1	1:04.248	+9.418	14:04:47.488
2	57.441	+2.611	14:05:44.929
3	55.957	+1.127	14:06:40.886
4	55.441	+0.611	14:07:36.327
5	55.162	+0.332	14:08:31.489
6	55.714	+0.884	14:09:27.203
7	55.404	+0.574	14:10:22.607
8	55.104	+0.274	14:11:17.711
9	55.199	+0.369	14:12:12.910
10	55.228	+0.398	14:13:08.138
11	54.830		14:14:02.968

(100) Sarah Rößener

1	59.747	+4.157	14:04:43.329
2	59.118	+3.528	14:05:42.447
3	56.511	+0.921	14:06:38.958
4	56.344	+0.754	14:07:35.302
5	55.901	+0.311	14:08:31.203
6	56.638	+1.048	14:09:27.841
7	56.142	+0.552	14:10:23.983
8	55.590		14:11:19.573
9	57.598	+2.008	14:12:17.171
10	59.023	+3.433	14:13:16.194
11	58.719	+3.129	14:14:14.913

(102) Emma Dreiling

1	59.508	+2.764	14:04:44.147
2	59.709	+2.965	14:05:43.856
3	56.744		14:06:40.600
4	57.092	+0.348	14:07:37.692
5	57.377	+0.633	14:08:35.069
6	58.059	+1.315	14:09:33.128
7	57.929	+1.185	14:10:31.057
8	57.459	+0.715	14:11:28.516
9	57.413	+0.669	14:12:25.929
10	57.828	+1.084	14:13:23.757
11	57.532	+0.788	14:14:21.289

(92) Raphael Thomas

1	59.402	+2.484	14:04:44.465
2	1:00.009	+3.091	14:05:44.474
3	58.138	+1.220	14:06:42.612
4	57.277	+0.359	14:07:39.889
5	57.404	+0.486	14:08:37.293
6	56.918		14:09:34.211
7	57.617	+0.699	14:10:31.828
8	57.047	+0.129	14:11:28.875
9	57.296	+0.378	14:12:26.171
10	57.708	+0.790	14:13:23.879
11	57.555	+0.637	14:14:21.434

(10) Morrison Class

1	58.724	+3.810	14:05:06.316
2	56.961	+2.047	14:06:03.277
3	55.825	+0.911	14:06:59.102

Runde	Rundenzeit	Diff.	Tageszeit
4	55.207	+0.293	14:07:54.309
5	54.914		14:08:49.223
6	55.440	+0.526	14:09:44.663
7	55.323	+0.409	14:10:39.986
8	55.006	+0.092	14:11:34.992
9	56.580	+1.666	14:12:31.572
10	57.035	+2.121	14:13:28.607

(90) Max Hezel

1	59.266	+1.467	14:04:42.759
2	1:08.666	+10.867	14:05:51.425
3	1:01.473	+3.674	14:06:52.898
4	59.095	+1.296	14:07:51.993
5	58.701	+0.902	14:08:50.694
6	57.799		14:09:48.493
7	1:00.138	+2.339	14:10:48.631
8	1:01.466	+3.667	14:11:50.097
9	58.070	+0.271	14:12:48.167
10	59.304	+1.505	14:13:47.471

(115) Julius Berthold

1	59.766	+3.060	14:04:44.944
2	59.718	+3.012	14:05:44.662
3	56.742	+0.036	14:06:41.404
4	56.706		14:07:38.110
5	57.252	+0.546	14:08:35.362

(12) Paul Rehlinger

1	59.340	+4.633	14:04:43.479
2	58.610	+3.903	14:05:42.089
3	55.385	+0.678	14:06:37.474
4	54.707		14:07:32.181
5	1:50.182	+55.475	14:09:22.363

WAKC Kerpen

Bambini+ light

VERSION 2

Kerpen 1,107 Km

2.Lauf

11.08.2019 16:05

Rennen (11 Runden)

14	12 Paul Rehlinger	34 Variato Wildemann
	27	28
13	90 Max Hezel	115 Julius Berthold
	25	26
12	92 Raphael Thomas	10 Morrison Class
	23	24
11	100 Sarah Rößener	102 Emma Dreiling
	21	22
10	93 Tom Wickop	95 Frederick Röhl
	19	20
9	16 Alexander Mohr	9 Paul Moritz Doktor
	17	18
8	5 Linus R. Helwig	91 Niklas Hirsch
	15	16
7	44 Tobias Feeser	17 Mathilda Paatz
	13	14
6	7 Yannick Hirsch	19 Ennio Leib
	11	12
5	22 Marcell Korchukov	18 Julian Konrad
	9	10
4	4 Max Schlichenmeier	87 Luca Schwab
	7	8
3	8 Moritz Haupenthal	6 Ben Godenau
	5	6
2	3 Tom Kalender	195 Phil Colin Strenge
	3	4
1	26 Leon Hoffmann	11 Maximilian Schleimer
	POLE POSITION 1	2



WAKC Kerpen

Bambini+ light

Kerpen 1,107 Km

2.Lauf

11.08.2019 16:05

Rennen (11 Runden)

16

47 Johannes Flamm

31


15

107 Lutz Ohsenbrink

29

88 Matthew Huhn

30



Reg-Nr.: K04/2019

Orbits

Rennleiter Andreas Ehm

Zeitnahme Monika Riehmers



Andreas Ehm

Monika Riehmers



WAKC Kerpen

Bambini+ light

VERSION 2

Kerpen 1,107 Km

2.Lauf

11.08.2019 16:05

Rennen (11 Runden) gestartet um 16:20:02

Pos.	Nr.	Ga	Name	Wohnort	Fabrikat	Bewerber/Sponsor	Rnd.	Gesamtzeit	Diff.	Beste Zeit	In Rd.	Pkt.
1	26		Leon Hoffmann	GER-Böningstedt	CRG/IAME W	SRP Racing Team/TH Rückbau GmbH	11	17:04.850		52.778	9	20
2	3		Tom Kalender	GER-Hamm Sieg	Mach 1/IAME	DS Kartsport/ADAC Mittelrhein e.V. /RSC W	11	17:04.943	0.093	53.182	9	18
3	6		Ben Godenau	GER-Bergheim	Mach1/IAME \	DS Kartsport/	11	17:05.409	0.559	52.924	9	16
4	4		Max Schlichenmeier	GER-Frankfurt	EVO Kart/IAM	Ebert Motorsport/ADAC Hessen-Thüringen	11	17:05.721	0.871	53.204	10	15
5	8		Moritz Hauptenthal	GER-Losheim am See	Tony/IAME W	Tony-Kart-Dischner/ADAC Saarland/MSC-Lo	11	17:07.098	2.248	52.880	10	14
6	22	Ja	Marcell Korchukov	GER-Wuppertal	CRG/IAME W	MK-22 Racing-Team/Bugel-Taxi & Company	11	17:07.165	2.315	52.837	10	13
7	87		Luca Schwab	GER-Essen	Mach 1/IAME	DS Kartsport/Kart Club Kerpen	11	17:07.599	2.749	53.510	9	12
8	195	Ja	Phil Colin Streng	GER-Unterensingen	EVO Kart/IAM	/Kirchheim i.T.	11	17:07.700	2.850	52.824	10	11
9	44	Ja	Tobias Feeser	GER-Heilbronn	Jesolo/IAME	MSC Nussloch e.V. ADAC/TR Motorsport	11	17:07.887	3.037	53.369	9	10
10	34		Variato Wildemann	GER-Melle	Tony/IAME W	RMW Motorsport/Ortsclub AC-Melle e.V. im	11	17:11.323	6.473	53.798	10	9
11	7		Yannick Hirsch	GER-Altenkirchen	Mach1/IAME \	DS Kartsport/RSC Westerwaldring	11	17:11.549	6.699	53.443	10	8
12	88	Ja	Matthew Huhn	GER-	DR/IAME	/NKS	11	17:11.729	6.879	53.041	11	7
13	47		Johannes Flamm	GER-Much	TOPKART/IAM	KARTSPORTflamm/RSC Westerwaldring e.V.	11	17:12.174	7.324	53.252	11	6
14	18		Julian Konrad	GER-Sinzig	CRG/IAME W	RTG Kartsport/MSC Sinzig e.V. im ADAC	11	17:14.209	9.359	54.003	10	5
15	17		Mathilda Paatz	GER-Köln	CRG/IAME W	KCK Kerpen	11	17:14.415	9.565	53.371	9	4
16	91		Niklas Hirsch	GER-Altenkirchen	Mach1/IAME	DS Kartsport/RSC Westerwaldring	11	17:14.684	9.834	53.894	10	20
17	5	Ja	Linus R. Helwig	GER-Nistertal	OTK / Tony /I	RMW-Motorsport/ADAC Mittelrhein AMC Uni	11	17:14.751	9.901	53.859	10	3
18	9		Paul Moritz Doktor	GER-Fischbachtal / Nied	CRG/IAME W	CRG Deutschland/Doktor Motorsport	11	17:18.921	14.071	54.857	9	2
19	16	Ja	Alexander Mohr	GER-Hofheim	Tony/IAME W	RS Motorsport/MSC Wittgenborn	11	17:19.544	14.694	54.070	10	1
20	12		Paul Rehlinger	GER-Wadern	EXPRIT /IAME	Dischner Kartsport/MSC Losheim im ADAC €	11	17:20.912	16.062	53.850	9	1
21	95		Frederick Röhl	GER-Hünfeld			11	17:23.641	18.791	55.295	8	18
22	100	Ja	Sarah Röbener	GER-Kumhausen	CRG/IAME		11	17:30.765	25.915	55.151	11	16
23	10	Ja	Morrison Class	GER-Lindenkrantz	CRG/Iame		11	17:33.491	28.641	54.912	11	1
24	93		Tom Wickop	GER-Bottrop	CRG /IAME	Kartsport Lehnert/	11	17:33.602	28.752	56.125	10	15
25	90		Max Hezel	GER-Fulda	Tony/IAME	Alljo-Hima-Team/Fuldaer AC e.V.	11	17:36.077	31.227	56.005	10	14
26	107	Ja	Lutz Ohsenbrink	GER-Welver - Scheidinge	CRG /IAME	MSC-Werl/Kartsport Lehnert	11	17:37.317	32.467	56.013	11	1
27	102	Ja	Emma Dreiling	GER-Süderfarenstedt	Haase/IAME	AC Schleswig/Hemkemeyer	11	17:41.213	36.363	57.271	10	13
28	92		Raphael Thomas	GER-Tawern	Topkart/IAME	Dischner Racing/MSC Konz	11	17:41.385	36.535	57.198	10	12
29	115	Ja	Julius Berthold	GER-Barsbüttel	Tony/Iame		11	17:41.642	36.792	57.225	10	11
Nicht gewertet: (75% = 8 Rnd.)												
	11		Maximilian Schleimer	GER-Obertiefenbach	Sodi/IAME W	Valier Motorsport/ADAC Mittelrhein/HAC Sin	2	1:52.949	9 Runden	55.220	2	0
	19		Ennio Leib	GER-Ehringshausen	Tony/IAME W	AC Wetzlar/RMW Motorsport	2	1:54.451	9 Runden	55.264	2	0

Bemerkungen

Ergebnis vorbehaltlich technischen und sportlichen Nachuntersuchung
 Gestartet: 31, Gewertet: 29, Nicht gewertet: 2
 #17, #93 +3sec. Korridor
 #16 +5Sec. Spoiler

Vorsprung	Ø km/h	Beste Rundenzeit	km/h	Beste Runde von
0.093	42,774	52.778	75,509	26 - Leon Hoffmann

Reg-Nr.: K04/2019

Orbits

Rennleiter Andreas Ehm

Zeitnahme Camp Company

Gedruckt: 11.08.2019 18:25:54

Aushang: h

WAKC Kerpen

Bambini+ light

VERSION 2

Kerpen 1,107 Km

2.Lauf

11.08.2019 16:05

Rennen (11 Runden) gestartet um 16:20:02

Pos.	Nr.	Ga	Name	Wohnort	Fabrikat	Bewerber/Sponsor	Rnd.	Gesamtzeit	Diff.	Beste Zeit	In Rd.	Pkt.
Bambini												
1	26		Leon Hoffmann	GER-Bönnigstedt	CRG/IAME W	SRP Racing Team/TH Rückbau GmbH	11	17:04.850		52.778	9	20
2	3		Tom Kalender	GER-Hamm Sieg	Mach 1/IAME	DS Kartsport/ADAC Mittelrhein e.V. /RSC W	11	17:04.943	0.093	53.182	9	18
3	6		Ben Godenau	GER-Bergheim	Mach1/IAME \	DS Kartsport/	11	17:05.409	0.559	52.924	9	16
4	4		Max Schlichenmeier	GER-Frankfurt	EVO Kart/IAM	Ebert Motorsport/ADAC Hessen-Thüringen	11	17:05.721	0.871	53.204	10	15
5	8		Moritz Hauptenthal	GER-Losheim am See	Tony/IAME W	Tony-Kart-Dischner/ADAC Saarland/MSCLo	11	17:07.098	2.248	52.880	10	14
6	22	Ja	Marcell Korchukov	GER-Wuppertal	CRG/IAME W	MK-22 Racing-Team/Bugel-Taxi & Company	11	17:07.165	2.315	52.837	10	13
7	87		Luca Schwab	GER-Essen	Mach 1/IAME	DS Kartsport/Kart Club Kerpen	11	17:07.599	2.749	53.510	9	12
8	195	Ja	Phil Colin Strenge	GER-Untersingen	EVO Kart/IAM	/Kirchheim i.T.	11	17:07.700	2.850	52.824	10	11
9	44	Ja	Tobias Feeser	GER-Heilbronn	Jesolo/IAME	MSC Nussloch e.V. ADAC/TR Motorsport	11	17:07.887	3.037	53.369	9	10
10	34		Variato Wildemann	GER-Melle	Tony/IAME W	RMW Motorsport/Ortsclub AC-Melle e.V. im	11	17:11.323	6.473	53.798	10	9
11	7		Yannick Hirsch	GER-Altenkirchen	Mach1/IAME \	DS Kartsport/RSC Westerwaldring	11	17:11.549	6.699	53.443	10	8
12	88	Ja	Matthew Huhn	GER-	DR/IAME	/NKS	11	17:11.729	6.879	53.041	11	7
13	47		Johannes Flamm	GER-Much	TOPKART/IAM	KARTSPORTflamm/RSC Westerwaldring e.V.	11	17:12.174	7.324	53.252	11	6
14	18		Julian Konrad	GER-Sinzig	CRG/IAME W	RTG Kartsport/MSCL Sinzig e.V. im ADAC	11	17:14.209	9.359	54.003	10	5
15	17		Mathilda Paatz	GER-Köln	CRG/IAME W	KCK Kerpen	11	17:14.415	9.565	53.371	9	4
16	5	Ja	Linus R. Helwig	GER-Nistertal	OTK / Tony /I	RMW-Motorsport/ADAC Mittelrhein AMC Uni	11	17:14.751	9.901	53.859	10	3
17	9		Paul Moritz Doktor	GER-Fischbachtal / Nied	CRG/IAME W	CRG Deutschland/Doktor Motorsport	11	17:18.921	14.071	54.857	9	2
18	16	Ja	Alexander Mohr	GER-Hofheim	Tony/IAME W	RS Motorsport/MSCL Wittgenborn	11	17:19.544	14.694	54.070	10	1
19	12		Paul Rehlinger	GER-Wadern	EXPRIT /IAME	Dischner Kartsport/MSCLosheim im ADAC	11	17:20.912	16.062	53.850	9	1
20	10	Ja	Morrison Class	GER-Lindenkranz	CRG/IAME		11	17:33.491	28.641	54.912	11	1
21	107	Ja	Lutz Ohnsbrink	GER-Weiver - Scheiding	CRG /IAME	MSC-Werl/Kartsport Lehnert	11	17:37.317	32.467	56.013	11	1

Nicht gewertet: (75% = 8 Rnd.)												
	11		Maximilian Schleimer	GER-Obertiefenbach	Sodi/IAME W	Valier Motorsport/ADAC Mittelrhein/HAC Sin	2	1:52.949	9 Runden	55.220	2	0
	19		Ennio Leib	GER-Ehringshausen	Tony/IAME W	AC Wetzlar/RMW Motorsport	2	1:54.451	9 Runden	55.264	2	0

Bambini-light+Gazelle												
1	91		Niklas Hirsch	GER-Altenkirchen	Mach1/IAME	DS Kartsport/RSC Westerwaldring	11	17:14.684		53.894	10	20
2	95		Frederick Röhl	GER-Hünfeld			11	17:23.641	8.957	55.295	8	18
3	100	Ja	Sarah Rößener	GER-Kumhausen	CRG/IAME		11	17:30.765	16.081	55.151	11	16
4	93		Tom Wickop	GER-Bottrop	CRG /IAME	Kartsport Lehnert/	11	17:33.602	18.918	56.125	10	15
5	90		Max Hezel	GER-Fulda	Tony/IAME	Alljo-Hima-Team/Fuldaer AC e.V.	11	17:36.077	21.393	56.005	10	14
6	102	Ja	Emma Dreiling	GER-Süderfarenstedt	Haase/IAME	AC Schleswig/Hemkemeyer	11	17:41.213	26.529	57.271	10	13
7	92		Raphael Thomas	GER-Tawern	Topkart/IAME	Dischner Racing/MSCL Konz	11	17:41.385	26.701	57.198	10	12
8	115	Ja	Julius Berthold	GER-Barsbüttel	Tony/IAME		11	17:41.642	26.958	57.225	10	11

Bemerkungen

Ergebnis vorbehaltlich technischen und sportlichen Nachuntersuchung

Gestartet: 31, Gewertet: 29, Nicht gewertet: 2

#17, #93 +3sec. Korridor

#16 +5Sec. Spoiler

Vorsprung	Ø km/h	Beste Rundenzeit	km/h	Beste Runde von
0.093	42,774	52.778	75,509	26 - Leon Hoffmann

Reg-Nr.: K04/2019

Orbits

Rennleiter Andreas Ehm

Zeitnahme Camp Company

Gedruckt: 11.08.2019 18:27:47

Aushang: h

WAKC Kerpen

Bambini+ light

Kerpen 1,107 Km

2.Lauf

11.08.2019 16:05

Rennen (11 Runden) gestartet um 16:20:02

Runde	Rundenzeit	Diff.	Tageszeit
(26) Leon Hoffmann			
1	55.033	+2.255	16:20:57.364
2	54.745	+1.967	16:21:52.109
3	41:28.011	+40:35.233	17:04:14.161
4	1:31.211	+38.433	17:05:45.372
5	55.929	+3.151	17:06:41.301
6	55.049	+2.271	17:07:36.350
7	53.840	+1.062	17:08:30.190
8	53.891	+1.113	17:09:24.081
9	52.778		17:10:16.859
10	53.445	+0.667	17:11:10.304
11	53.937	+1.159	17:12:04.241

Runde	Rundenzeit	Diff.	Tageszeit
(3) Tom Kalender			
1	56.554	+3.372	16:20:58.972
2	53.958	+0.776	16:21:52.930
3	41:29.617	+40:36.435	17:04:15.905
4	1:29.718	+36.536	17:05:45.623
5	55.599	+2.417	17:06:41.222
6	54.672	+1.490	17:07:35.894
7	54.002	+0.820	17:08:29.896
8	53.632	+0.450	17:09:23.528
9	53.182		17:10:16.710
10	53.458	+0.276	17:11:10.168
11	54.166	+0.984	17:12:04.334

Runde	Rundenzeit	Diff.	Tageszeit
(6) Ben Godenau			
1	55.537	+2.613	16:20:58.143
2	54.639	+1.715	16:21:52.782
3	41:27.938	+40:35.014	17:04:14.975
4	1:30.516	+37.592	17:05:45.491
5	55.928	+3.004	17:06:41.419
6	54.658	+1.734	17:07:36.077
7	54.186	+1.262	17:08:30.263
8	53.890	+0.966	17:09:24.153
9	52.924		17:10:17.077
10	53.333	+0.409	17:11:10.410
11	54.390	+1.466	17:12:04.800

Runde	Rundenzeit	Diff.	Tageszeit
(4) Max Schlichenmeier			
1	56.735	+3.531	16:20:59.447
2	54.403	+1.199	16:21:53.850
3	41:32.076	+40:38.872	17:04:19.743
4	1:26.156	+32.952	17:05:45.899
5	55.910	+2.706	17:06:41.809
6	54.193	+0.989	17:07:36.002
7	54.042	+0.838	17:08:30.044
8	54.680	+1.476	17:09:24.724
9	53.382	+0.178	17:10:18.106
10	53.204		17:11:11.310
11	53.802	+0.598	17:12:05.112

Runde	Rundenzeit	Diff.	Tageszeit
(8) Moritz Haupenthal			
1	56.115	+3.235	16:20:58.731
2	54.564	+1.684	16:21:53.295
3	41:29.106	+40:36.226	17:04:16.248
4	1:29.534	+36.654	17:05:45.782
5	55.888	+3.008	17:06:41.670
6	54.815	+1.935	17:07:36.485
7	54.020	+1.140	17:08:30.505
8	54.392	+1.512	17:09:24.897
9	54.308	+1.428	17:10:19.205
10	52.880		17:11:12.085
11	54.404	+1.524	17:12:06.489

Runde	Rundenzeit	Diff.	Tageszeit
(22) Marcell Korchukov			
1	56.816	+3.979	16:20:59.618
2	55.211	+2.374	16:21:54.829
3	41:31.255	+40:38.418	17:04:20.348
4	1:25.810	+32.973	17:05:46.158
5	56.015	+3.178	17:06:42.173
6	54.844	+2.007	17:07:37.017
7	53.616	+0.779	17:08:30.633
8	54.565	+1.728	17:09:25.198
9	53.353	+0.516	17:10:18.551
10	52.837		17:11:11.388
11	55.168	+2.331	17:12:06.556

Runde	Rundenzeit	Diff.	Tageszeit
(87) Luca Schwab			
1	57.637	+4.127	16:21:00.456
2	55.216	+1.706	16:21:55.672
3	41:31.154	+40:37.644	17:04:21.030
4	1:25.528	+32.018	17:05:46.558
5	55.955	+2.445	17:06:42.513
6	54.770	+1.260	17:07:37.283
7	53.996	+0.486	17:08:31.279
8	54.245	+0.735	17:09:25.524
9	53.510		17:10:19.034
10	53.755	+0.245	17:11:12.789
11	54.201	+0.691	17:12:06.990

Runde	Rundenzeit	Diff.	Tageszeit
(195) Phil Colin Strenge			
1	57.067	+4.243	16:20:59.555
2	55.207	+2.383	16:21:54.762
3	41:31.167	+40:38.343	17:04:20.167
4	1:25.799	+32.975	17:05:45.966
5	56.122	+3.298	17:06:42.088
6	54.822	+1.998	17:07:36.910
7	53.968	+1.144	17:08:30.878
8	54.162	+1.338	17:09:25.040
9	53.691	+0.867	17:10:18.731
10	52.824		17:11:11.555
11	55.536	+2.712	17:12:07.091

Runde	Rundenzeit	Diff.	Tageszeit
(44) Tobias Feeser			
1	57.857	+4.488	16:21:01.162
2	54.780	+1.411	16:21:55.942
3	41:33.176	+40:39.807	17:04:22.603
4	1:24.226	+30.857	17:05:46.829
5	56.846	+3.477	17:06:43.675
6	55.402	+2.033	17:07:39.077
7	54.223	+0.854	17:08:33.300
8	53.712	+0.343	17:09:27.012
9	53.369		17:10:20.381
10	53.526	+0.157	17:11:13.907
11	53.371	+0.002	17:12:07.278

Runde	Rundenzeit	Diff.	Tageszeit
(34) Variato Wildemann			
1	57.778	+3.980	16:21:03.712
2	55.436	+1.638	16:21:59.148
3	41:32.219	+40:38.421	17:04:26.095
4	1:22.554	+28.756	17:05:48.649
5	55.675	+1.877	17:06:44.324
6	55.106	+1.308	17:07:39.430
7	55.380	+1.582	17:08:34.810
8	54.190	+0.392	17:09:29.000
9	53.850	+0.052	17:10:22.850
10	53.798		17:11:16.648
11	54.066	+0.268	17:12:10.714

Runde	Rundenzeit	Diff.	Tageszeit
(7) Yannick Hirsch			
1	58.170	+4.276	16:21:01.920

Runde	Rundenzeit	Diff.	Tageszeit
(88) Matthew Huhn			
1	57.996	+4.553	16:21:01.029
2	55.371	+1.928	16:21:56.400
3	41:32.320	+40:38.877	17:04:22.849
4	1:24.207	+30.764	17:05:47.056
5	56.969	+3.526	17:06:44.025
6	55.569	+2.126	17:07:39.594
7	55.811	+2.368	17:08:35.405
8	54.654	+1.211	17:09:30.059
9	53.646	+0.203	17:10:23.705
10	53.443		17:11:17.148
11	53.792	+0.349	17:12:10.940

Runde	Rundenzeit	Diff.	Tageszeit
(87) Johannes Flamm			
1	1:03.077	+10.036	16:21:09.216
2	55.364	+2.323	16:22:04.580
3	41:35.070	+40:42.029	17:04:34.072
4	1:19.492	+26.451	17:05:53.564
5	55.383	+2.342	17:06:48.947
6	54.477	+1.436	17:07:43.424
7	53.679	+0.638	17:08:37.103
8	53.767	+0.726	17:09:30.870
9	53.761	+0.720	17:10:24.631
10	53.448	+0.407	17:11:18.079
11	53.041		17:12:11.120

Runde	Rundenzeit	Diff.	Tageszeit
(47) Julian Konrad			
1	57.928	+4.676	16:21:05.510
2	55.549	+2.297	16:22:01.059
3	41:36.590	+40:43.338	17:04:31.856
4	1:17.843	+24.591	17:05:49.699
5	56.173	+2.921	17:06:45.872
6	55.224	+1.972	17:07:41.096
7	54.715	+1.463	17:08:35.811
8	54.389	+1.137	17:09:30.200
9	54.084	+0.832	17:10:24.284
10	54.029	+0.777	17:11:18.313
11	53.252		17:12:11.565

Runde	Rundenzeit	Diff.	Tageszeit
(18) Mathilda Paatz			
1	57.133	+3.130	16:21:00.376
2	55.471	+1.468	16:21:55.847
3	41:31.898	+40:37.895	17:04:22.387
4	1:24.278	+30.275	17:05:46.665
5	56.899	+2.896	17:06:43.564
6	55.528	+1.525	17:07:39.092
7	55.661	+1.658	17:08:34.753
8	55.241	+1.238	17:09:29.994
9	55.185	+1.182	17:10:25.179
10	54.003		17:11:19.182
11	54.418	+0.415	17:12:13.600

Runde	Rundenzeit	Diff.	Tageszeit
(91) Niklas Hirsch			
1	58.170	+4.276	16:21:01.920

WAKC Kerpen

Bambini+ light

Kerpen 1,107 Km

2.Lauf

11.08.2019 16:05

Rennen (11 Runden) gestartet um 16:20:02

Runde	Rundenzeit	Diff.	Tageszeit
2	55.698	+1.804	16:21:57.618
3	41:30.530	+40:36.636	17:04:23.514
4	1:24.259	+30.365	17:05:47.773
5	57.400	+3.506	17:06:45.173
6	55.630	+1.736	17:07:40.803
7	55.346	+1.452	17:08:36.149
8	54.358	+0.464	17:09:30.507
9	54.876	+0.982	17:10:25.383
10	53.894		17:11:19.277
11	54.798	+0.904	17:12:14.075

(5) Linus R. Helwig

1	59.141	+5.282	16:21:02.698
2	56.284	+2.425	16:21:58.982
3	41:30.430	+40:36.571	17:04:24.922
4	1:23.297	+29.438	17:05:48.219
5	57.326	+3.467	17:06:45.545
6	55.359	+1.500	17:07:40.904
7	55.732	+1.873	17:08:36.636
8	55.088	+1.229	17:09:31.724
9	54.234	+0.375	17:10:25.958
10	53.859		17:11:19.817
11	54.325	+0.466	17:12:14.142

(9) Paul Moritz Doktor

1	58.559	+3.702	16:21:03.089
2	57.234	+2.377	16:22:00.323
3	41:35.528	+40:40.671	17:04:31.257
4	1:18.006	+23.149	17:05:49.263
5	57.047	+2.190	17:06:46.310
6	55.752	+0.895	17:07:42.062
7	55.804	+0.947	17:08:37.866
8	54.992	+0.135	17:09:32.858
9	54.857		17:10:27.715
10	55.342	+0.485	17:11:23.057
11	55.255	+0.398	17:12:18.312

(16) Alexander Mohr

1	58.723	+4.653	16:21:02.538
2	55.224	+1.154	16:21:57.762
3	41:31.386	+40:37.316	17:04:24.009
4	1:26.460	+32.390	17:05:50.469
5	56.744	+2.674	17:06:47.213
6	54.846	+0.776	17:07:42.059
7	54.662	+0.592	17:08:36.721
8	54.641	+0.571	17:09:31.362
9	54.202	+0.132	17:10:25.564
10	54.070		17:11:19.634
11	54.301	+0.231	17:12:13.935

(12) Paul Rehlinger

1	1:06.970	+13.120	16:21:12.024
2	55.044	+1.194	16:22:07.068
3	41:34.162	+40:40.312	17:04:36.439
4	1:18.691	+24.841	17:05:55.130
5	57.702	+3.852	17:06:52.832
6	55.191	+1.341	17:07:48.023
7	55.561	+1.711	17:08:43.584
8	54.253	+0.403	17:09:37.837
9	53.850		17:10:31.687
10	54.745	+0.895	17:11:26.432
11	53.871	+0.021	17:12:20.303

(95) Frederick Röll

1	59.370	+4.075	16:21:03.992
2	57.067	+1.772	16:22:01.059

Runde	Rundenzeit	Diff.	Tageszeit
3	41:34.715	+40:39.420	17:04:31.486
4	1:18.205	+22.910	17:05:49.691
5	58.128	+2.833	17:06:47.819
6	56.730	+1.435	17:07:44.549
7	55.889	+0.594	17:08:40.438
8	55.295		17:09:35.733
9	55.624	+0.329	17:10:31.357
10	56.114	+0.819	17:11:27.471
11	55.561	+0.266	17:12:23.032

(100) Sarah Rößener

1	1:00.576	+5.425	16:21:04.752
2	57.113	+1.962	16:22:01.865
3	41:33.870	+40:38.719	17:04:32.623
4	1:19.479	+24.328	17:05:52.102
5	57.877	+2.726	17:06:49.979
6	56.868	+1.717	17:07:46.847
7	57.943	+2.792	17:08:44.790
8	56.416	+1.265	17:09:41.206
9	56.638	+1.487	17:10:37.844
10	57.161	+2.010	17:11:35.005
11	55.151		17:12:30.156

(10) Morrison Class

1	1:07.533	+12.621	16:21:12.806
2	56.557	+1.645	16:22:09.363
3	41:32.067	+40:37.155	17:04:37.027
4	1:19.379	+24.467	17:05:56.406
5	58.191	+3.279	17:06:54.597
6	57.849	+2.937	17:07:52.446
7	58.039	+3.127	17:08:50.485
8	56.568	+1.656	17:09:47.053
9	55.755	+0.843	17:10:42.808
10	55.162	+0.250	17:11:37.970
11	54.912		17:12:32.882

(93) Tom Wickop

1	59.509	+3.384	16:21:03.536
2	58.198	+2.073	16:22:01.734
3	41:33.279	+40:37.154	17:04:32.219
4	1:18.992	+22.867	17:05:51.211
5	57.702	+1.577	17:06:48.913
6	57.796	+1.671	17:07:46.709
7	57.724	+1.599	17:08:44.433
8	56.641	+0.516	17:09:41.074
9	56.482	+0.357	17:10:37.556
10	56.125		17:11:33.681
11	56.312	+0.187	17:12:29.993

(90) Max Hezel

1	59.440	+3.435	16:21:06.130
2	57.453	+1.448	16:22:03.583
3	41:32.104	+40:36.099	17:04:33.517
4	1:19.955	+23.950	17:05:53.472
5	59.204	+3.199	17:06:52.676
6	58.744	+2.739	17:07:51.420
7	58.150	+2.145	17:08:49.570
8	57.026	+1.021	17:09:46.596
9	56.606	+0.601	17:10:43.202
10	56.005		17:11:39.207
11	56.261	+0.256	17:12:35.468

(107) Lutz Ohsenbrink

1	1:00.534	+4.521	16:21:08.037
2	57.671	+1.658	16:22:05.708
3	41:33.018	+40:37.005	17:04:35.948

Runde	Rundenzeit	Diff.	Tageszeit
4	1:19.128	+23.115	17:05:55.076
5	59.408	+3.395	17:06:54.484
6	57.663	+1.650	17:07:52.147
7	58.713	+2.700	17:08:50.860
8	57.238	+1.225	17:09:48.098
9	56.438	+0.425	17:10:44.536
10	56.159	+0.146	17:11:40.695
11	56.013		17:12:36.708

(102) Emma Dreiling

1	1:00.662	+3.391	16:21:05.627
2	57.877	+0.606	16:22:03.504
3	41:32.008	+40:34.737	17:04:33.259
4	1:20.102	+22.831	17:05:53.361
5	59.183	+1.912	17:06:52.544
6	58.631	+1.360	17:07:51.175
7	58.251	+0.980	17:08:49.426
8	58.360	+1.089	17:09:47.786
9	58.121	+0.850	17:10:45.907
10	57.271		17:11:43.178
11	57.426	+0.155	17:12:40.604

(92) Raphael Thomas

1	1:00.610	+3.412	16:21:07.017
2	57.641	+0.443	16:22:04.658
3	41:33.322	+40:36.124	17:04:35.500
4	1:19.158	+21.960	17:05:54.658
5	59.171	+1.973	17:06:53.829
6	58.067	+0.869	17:07:51.896
7	58.475	+1.277	17:08:50.371
8	58.136	+0.938	17:09:48.507
9	57.625	+0.427	17:10:46.132
10	57.198		17:11:43.330
11	57.446	+0.248	17:12:40.776

(115) Julius Berthold

1	1:09.889	+12.664	16:21:15.795
2	58.555	+1.330	16:22:14.350
3	42:23.120	+41:25.895	17:04:37.470
4	1:19.575	+22.350	17:05:57.045
5	58.635	+1.410	17:06:55.680
6	57.831	+0.606	17:07:53.511
7	57.600	+0.375	17:08:51.111
8	57.738	+0.513	17:09:48.849
9	57.613	+0.388	17:10:46.462
10	57.225		17:11:43.687
11	57.346	+0.121	17:12:41.033

(11) Maximilian Schleimer

1	57.654	+2.434	16:21:00.060
2	55.220		16:21:55.280

(19) Ennio Leib

1	58.179	+2.915	16:21:01.518
2	55.264		16:21:56.782

WAKC Kerpen

Bambini+ light

Kerpen 1,107 Km

Tageswertung Bambini

Pos.	Nr.	Nachname	Vorname	Bewerber/Sponsor	Fabrikat	R1	R2	Gesamtpunktzahl
1	26	Hoffmann	Leon	SRP Racing Team/TH Rückbau GmI	CRG/IAME Waterswift	20	20	40
2	3	Kalender	Tom	DS Kartsport/ADAC Mittelrhein e.V.	Mach 1/IAME Waterswift	16	18	34
3	6	Godenau	Ben	DS Kartsport/	Mach1/IAME Waterswift	13	16	29
4	8	Hauptenthal	Moritz	Tony-Kart-Dischner/ADAC Saarland	Tony/IAME Waterswift	14	14	28
5	4	Schlichenmeier	Max	Ebert Motorsport/ADAC Hessen-Thi	EVO Kart/IAME Waterswift	12	15	27
6	195	Streng	Phil Colin	/Kirchheim i.T.	EVO Kart/IAME	15	11	26
7	87	Schwab	Luca	DS Kartsport/Kart Club Kerpen	Mach 1/IAME Waterswift	11	12	23
8	22	Korchukov	Marcell	MK-22 Racing-Team/Bugel-Taxi & C	CRG/IAME Waterswift	10	13	23
9	11	Schleimer	Maximilian	Valier Motorsport/ADAC Mittelrhein,	Sodi/IAME Waterswift	18	0	18
10	7	Hirsch	Yannick	DS Kartsport/RSC Westerwaldring	Mach1/IAME Waterswift	8	8	16
11	44	Feeser	Tobias	MSC Nussloch e.V. ADAC/TR Motor:	Jesolo/IAME	6	10	16
12	18	Konrad	Julian	RTG Kartsport/MSK Sinzig e.V. im A	CRG/IAME Waterswift	9	5	14
13	34	Wildemann	Variato	RMW Motorsport/Ortsclub AC-Melle	Tony/IAME Waterswift	0	9	9
14	17	Paatz	Mathilda	KCK Kerpen	CRG/IAME Waterswift	5	4	9
15	88	Huhn	Matthew	/NKS	DR/IAME	0	7	7
16	19	Leib	Ennio	AC Wetzlar/RMW Motorsport	Tony/IAME Waterswift	7	0	7
17	5	Helwig	Linus R.	RMW-Motorsport/ADAC Mittelrhein	OTK / Tony /IAME Waterswift	4	3	7
18	47	Flamm	Johannes	KARTSPORTflamm/RSC Westerwal	TOPKART/IAME Waterswift	0	6	6
19	16	Mohr	Alexander	RS Motorsport/MSK Wittgenborn	Tony/IAME Waterswift	3	1	4
20	9	Doktor	Paul Moritz	CRG Deutschland/Doktor Motorspo	CRG/IAME Waterswift	2	2	4
21	10	Class	Morrison		CRG/Iame	1	1	2
22	107	Ohsenbrink	Lutz	MSC-Werl/Kartsport Lehnert	CRG /IAME	0	1	1
23	12	Rehlinger	Paul	Dischner Kartsport/MSK Losheim in	EXPRIT /IAME Waterswift	0	1	1

Bemerkungen

Ergebnis vorbehaltlich technischen und sportlichen Nachuntersuchung

Reg-Nr.: K04/2019

Orbits

Rennleiter Andreas Ehm

Zeitnahme Monika Riehmers

Aushang:

h

WAKC Kerpen

Bambini+ light

Kerpen 1,107 Km

Tageswertung Bambini light

Pos.	Nr.	Nachname	Vorname	Bewerber/Sponsor	Fabrikat	R1	R2	Gesamtpunktzahl
1	91	Hirsch	Niklas	DS Kartsport/RSC Westerwaldring	Mach1/IAME	20	20	40
2	95	Röll	Frederick			16	18	34
3	93	Wickop	Tom	Kartsport Lehnert/	CRG /IAME	18	15	33
4	100	Rößener	Sarah		CRG/IAME	15	16	31
5	102	Dreiling	Emma	AC Schleswig/Hemkemeyer	Haase/IAME	14	13	27
6	90	Hezel	Max	Alljo-Hima-Team/Fuldaer AC e.V.	Tony/IAME	12	14	26
7	92	Thomas	Raphael	Dischner Racing/MSK Konz	Topkart/IAME	13	12	25
8	115	Berthold	Julius		Tony/Iame	0	11	11

Bemerkungen

Ergebnis vorbehaltlich technischen und sportlichen Nachuntersuchung

Reg-Nr.: K04/2019

Orbits

Rennleiter Andreas Ehm

Zeitnahme Monika Riehmers








Gedruckt: 11.08.2019 19:14:10

Aushang:

h

WAKC Kerpen

KZ2 + KZ2 Gentlemen

Kerpen 1,107 Km

Freies Training

11.08.2019 10:30

Training (10:00 Zeit) gestartet um 10:47:10

Pos.	Nr.	Name	Wohnort	Fabrikat	Bewerber/Sponsor	Rnd.	Beste Zeit	Diff.	In Rd.	km/h
1	4	Noah Brandt	GER-Breitenheim	Parolin/TM	PK Motorsport/	10	43.302		10	92,033
2	3	Daniel Ruth	GER-Hasselroth	Parolin/TM	PAROLIN Deutschland MSR/WST/	12	43.304	0.002	8	92,028
3	107	Julian Mueller	GER-Köln	Mach 1/TM	/Mach 1	9	43.405	0.103	8	91,814
4	6	Sven Hayer	GER-Minserlittgen	CKR/TM	Snake Racing/Snake Racing	11	43.774	0.472	11	91,040
5	27	Philipp Wollenweber	GER-Euskirchen	Parolin/TM	/van Worden Racing	12	43.785	0.483	11	91,017
6	23	Lukas Milos Vladoic	GER-Frankfurt	Lenzo/LKE	Bamberger Racing	7	43.854	0.552	6	90,874
7	105	Thomas Piert	GER-Sankt Augustin	Praga/TM	/Van Woerden Racing	11	43.884	0.582	10	90,812
8	22	Jan Kurras	GER-Schwalbach	CKR/TM	Snake-Racing/	9	43.971	0.669	6	90,632
9	2	Thiemo Blumenstiel	GER-Oberursel	CRG/TM	GTR Karttracing/	11	44.002	0.700	11	90,569
10	68	Rick Hartmann	GER-Kamen	DR/TMP	Kart-Club-Sachsen/Team NKS	11	44.101	0.799	11	90,365
11	10	Nico Stagljar	GER-Bad Friedrichshall	/TM		13	44.264	0.962	9	90,033
12	8	Niklas Rosenbach	GER-Grünstadt	Parolin/Vortex	PAROLIN Deutschland MSR/WST/	11	44.266	0.964	9	90,028
13	123	Alexander Richter	GER-Dresden	DR/TM	ADAC Sachsen/Team NKS	11	44.356	1.054	9	89,846
14	180	Christoph Mutzl	GER-Pfarrkirchen	Tony/TM	MSC Straubing/MC Motorsport	11	44.384	1.082	10	89,789
15	28	Thorsten Migge	GER-Heidelberg	Birel/TM	Car Race Tec	11	44.386	1.084	10	89,785
16	12	Mario Lauer	GER-Gründau	CRG/TM	CRG Deutschland/	12	44.398	1.096	6	89,761
17	127	Jan Raquet	GER-Frankenthal	CKR/TM	/Neu Racing	12	44.452	1.150	6	89,652
18	611	Jannik Jakobs	GER-			9	44.601	1.299	9	89,352
19	169	Patric Kühn	GER-Karlsruhe	Birel/TM	Solgat Motorsport/TC Liedolsheim e.V	11	44.649	1.347	9	89,256
20	30	Daniel Kroll	GER-Gelnhausen	Intrepid/TM	MKII	12	44.702	1.400	11	89,150
21	26	Karl Lukaschewsky	GER-Meerbusch	Praga/TM	van Worden Racing	11	44.764	1.462	9	89,027
22	182	Stefan Kaiser	GER-	/TM		11	44.853	1.551	9	88,850
23	53	Markus Rausch	GER-Ahlen	Maranello/TM	RRT Rausch-Racing-Team/Autoglas Rausch	11	45.088	1.786	9	88,387
24	9	Marvin Schönlein	GER-Reichshof	CRG/TM	RD Karting/RSC Westerwaldring	12	45.134	1.832	11	88,297
25	179	Klaus Parnet	GER-Sinn	CRG/TM	MKII	10	45.387	2.085	8	87,805
26	399	Ulli Hohnstädt	GER-Sylt	Tony/Vortex	/Millennium	11	45.449	2.147	8	87,685
27	178	Christian Eisenbers	GER-Burgstetten	CRG/TM	RMC Bassweiler/Neu Racing	10	45.531	2.229	8	87,527
28	7	Simon Marx	GER-Seligenstadt	Intrepid/TM	MSC Wittgenborn/MS Wittgenborn	12	45.532	2.230	7	87,525
29	29	Raphael Riemann	GER-Frankfurt	GP/TM	Car Race Tec	12	45.536	2.234	11	87,518
30	51	Thomas Mühlhng	GER-Rüdenau	CRG/TM	GTR-Karttracing/	6	45.612	2.310	6	87,372
31	181	Daniel Juretzko	GER-Öhringen	CKR/TM	HMC Öhringen/NEU Racing				0	-

Bemerkungen

#181, OHNE Transpondersignal

Reg-Nr.: K04/2019

Orbits

Rennleiter Andreas Ehm

Zeitnahme Monika Riehmers






Gedruckt: 11.08.2019 10:58:03

Aushang:

h

WAKC Kerpen

KZ2 + KZ2 Gentlemen

Kerpen 1,107 Km

Freies Training

11.08.2019 10:30

Training (10:00 Zeit) gestartet um 10:47:10

Runde	Rundenzeit	Diff.	Tageszeit
(4) Noah Brandt			
1	1:02.415	+19.113	10:48:34.488
2	56.598	+13.296	10:49:31.086
3	48.935	+5.633	10:50:20.021
4	49.250	+5.948	10:51:09.271
5	44.463	+1.161	10:51:53.734
6	44.135	+0.833	10:52:37.869
7	46.391	+3.089	10:53:24.260
8	59.141	+15.839	10:54:23.401
9	43.774	+0.472	10:55:07.175
10	43.302		10:55:50.477

Runde	Rundenzeit	Diff.	Tageszeit
(3) Daniel Ruth			
1	59.343	+16.039	10:48:22.819
2	49.764	+6.460	10:49:12.583
3	45.685	+2.381	10:49:58.268
4	44.287	+0.983	10:50:42.555
5	43.929	+0.625	10:51:26.484
6	43.834	+0.530	10:52:10.318
7	43.570	+0.266	10:52:53.888
8	43.304		10:53:37.192
9	43.457	+0.153	10:54:20.649
10	43.543	+0.239	10:55:04.192
11	43.369	+0.065	10:55:47.561
12	1:24.390	+41.086	10:57:11.951

Runde	Rundenzeit	Diff.	Tageszeit
(107) Julian Mueller			
1	55.244	+11.839	10:48:37.810
2	49.464	+6.059	10:49:27.274
3	45.930	+2.525	10:50:13.204
4	56.479	+13.074	10:51:09.683
5	44.347	+0.942	10:51:54.030
6	2:22.780	+1:39.375	10:54:16.810
7	48.288	+4.883	10:55:05.098
8	43.405		10:55:48.503
9	43.417	+0.012	10:56:31.920

Runde	Rundenzeit	Diff.	Tageszeit
(6) Sven Hayer			
1	58.192	+14.418	10:48:34.972
2	47.975	+4.201	10:49:22.947
3	51.329	+7.555	10:50:14.276
4	52.631	+8.857	10:51:06.907
5	44.822	+1.048	10:51:51.729
6	44.611	+0.837	10:52:36.340
7	45.177	+1.403	10:53:21.517
8	1:34.547	+50.773	10:54:56.064
9	45.565	+1.791	10:55:41.629
10	43.943	+0.169	10:56:25.572
11	43.774		10:57:09.346

Runde	Rundenzeit	Diff.	Tageszeit
(27) Philipp Wollenweber			
1	1:07.291	+23.506	10:48:53.388
2	49.772	+5.987	10:49:43.160
3	45.366	+1.581	10:50:28.526
4	45.780	+1.995	10:51:14.306
5	44.060	+0.275	10:51:58.366
6	46.595	+2.810	10:52:44.961
7	44.535	+0.750	10:53:29.496
8	44.693	+0.908	10:54:14.189
9	43.894	+0.109	10:54:58.083
10	43.944	+0.159	10:55:42.027
11	43.785		10:56:25.812
12	43.882	+0.097	10:57:09.694

Runde	Rundenzeit	Diff.	Tageszeit
(23) Lukas Milos Vladoic			

Runde	Rundenzeit	Diff.	Tageszeit
1	59.420	+15.566	10:48:24.288
2	55.003	+11.149	10:49:19.291
3	52.029	+8.175	10:50:11.320
4	45.658	+1.804	10:50:56.978
5	46.038	+2.184	10:51:43.016
6	43.854		10:52:26.870
7	44.894	+1.040	10:53:11.764

Runde	Rundenzeit	Diff.	Tageszeit
(105) Thomas Piert			
1	56.978	+13.094	10:48:35.189
2	57.644	+13.760	10:49:32.833
3	52.748	+8.864	10:50:25.581
4	45.202	+1.318	10:51:10.783
5	55.311	+11.427	10:52:06.094
6	44.398	+0.514	10:52:50.492
7	43.991	+0.107	10:53:34.483
8	54.773	+10.889	10:54:29.256
9	44.055	+0.171	10:55:13.311
10	43.884		10:55:57.195
11	44.336	+0.452	10:56:41.531

Runde	Rundenzeit	Diff.	Tageszeit
(22) Jan Kurras			
1	54.153	+10.182	10:50:55.892
2	45.570	+1.599	10:51:41.462
3	44.651	+0.680	10:52:26.113
4	44.267	+0.296	10:53:10.380
5	44.072	+0.101	10:53:54.452
6	43.971		10:54:38.423
7	45.235	+1.264	10:55:23.658
8	44.005	+0.034	10:56:07.663
9	48.947	+4.976	10:56:56.610

Runde	Rundenzeit	Diff.	Tageszeit
(2) Thiemo Blumenstiel			
1	55.693	+11.691	10:48:36.032
2	48.100	+4.098	10:49:24.132
3	57.673	+13.671	10:50:21.805
4	1:03.932	+19.930	10:51:25.737
5	46.408	+2.406	10:52:12.145
6	45.008	+1.006	10:52:57.153
7	44.392	+0.390	10:53:41.545
8	44.228	+0.226	10:54:25.773
9	44.193	+0.191	10:55:09.966
10	44.202	+0.200	10:55:54.168
11	44.002		10:56:38.170

Runde	Rundenzeit	Diff.	Tageszeit
(68) Rick Hartmann			
1	51.993	+7.892	10:49:19.946
2	46.808	+2.707	10:50:06.754
3	45.318	+1.217	10:50:52.072
4	44.870	+0.769	10:51:36.942
5	44.411	+0.310	10:52:21.353
6	44.195	+0.094	10:53:05.548
7	44.245	+0.144	10:53:49.793
8	44.307	+0.206	10:54:34.100
9	44.243	+0.142	10:55:18.343
10	44.472	+0.371	10:56:02.815
11	44.101		10:56:46.916

Runde	Rundenzeit	Diff.	Tageszeit
(10) Nico Stagljar			
1	52.547	+8.283	10:48:16.356
2	46.399	+2.135	10:49:02.755
3	45.068	+0.804	10:49:47.823
4	44.565	+0.301	10:50:32.388
5	44.384	+0.120	10:51:16.772
6	44.474	+0.210	10:52:01.246
7	45.659	+1.395	10:52:46.905

Runde	Rundenzeit	Diff.	Tageszeit
8	44.390	+0.126	10:53:31.295
9	44.264		10:54:15.559
10	44.442	+0.178	10:55:00.001
11	45.183	+0.919	10:55:45.184
12	44.456	+0.192	10:56:29.640
13	44.655	+0.391	10:57:14.295

Runde	Rundenzeit	Diff.	Tageszeit
(8) Niklas Rosenbach			
1	1:05.255	+20.989	10:48:38.044
2	1:01.044	+16.778	10:49:39.088
3	47.197	+2.931	10:50:26.285
4	45.352	+1.086	10:51:11.637
5	45.480	+1.214	10:51:57.117
6	51.814	+7.548	10:52:48.931
7	44.549	+0.283	10:53:33.480
8	44.595	+0.329	10:54:18.075
9	44.266		10:55:02.341
10	44.348	+0.082	10:55:46.689
11	1:10.301	+26.035	10:56:56.990

Runde	Rundenzeit	Diff.	Tageszeit
(123) Alexander Richter			
1	1:00.341	+15.985	10:49:19.647
2	46.848	+2.492	10:50:06.495
3	45.811	+1.455	10:50:52.306
4	45.053	+0.697	10:51:37.359
5	45.005	+0.649	10:52:22.364
6	44.829	+0.473	10:53:07.193
7	44.557	+0.201	10:53:51.750
8	44.437	+0.081	10:54:36.187
9	44.356		10:55:20.543
10	44.924	+0.568	10:56:05.467
11	44.608	+0.252	10:56:50.075

Runde	Rundenzeit	Diff.	Tageszeit
(180) Christoph Mutzl			
1	56.456	+12.072	10:48:43.704
2	50.507	+6.123	10:49:34.211
3	48.100	+3.716	10:50:22.311
4	48.355	+3.971	10:51:10.666
5	46.200	+1.816	10:51:56.866
6	45.814	+1.430	10:52:42.680
7	48.017	+3.633	10:53:30.697
8	46.141	+1.757	10:54:16.838
9	45.176	+0.792	10:55:02.014
10	44.384		10:55:46.398
11	44.771	+0.387	10:56:31.169

Runde	Rundenzeit	Diff.	Tageszeit
(28) Thorsten Migge			
1	53.992	+9.606	10:48:38.301
2	50.868	+6.482	10:49:29.169
3	46.430	+2.044	10:50:15.599
4	45.478	+1.092	10:51:01.077
5	45.559	+1.173	10:51:46.636
6	45.075	+0.689	10:52:31.711
7	44.828	+0.442	10:53:16.539
8	45.150	+0.764	10:54:01.689
9	45.679	+1.293	10:54:47.368
10	44.386		10:55:31.754
11	45.576	+1.190	10:56:17.330

Runde	Rundenzeit	Diff.	Tageszeit
(12) Mario Lauer			
1	54.138	+9.740	10:48:39.229
2	50.230	+5.832	10:49:29.459
3	45.521	+1.123	10:50:14.980
4	45.247	+0.849	10:51:00.227
5	45.173	+0.775	10:51:45.400
6	44.398		10:52:29.798

Reg-Nr.: K04/2019

Orbits

Rennleiter Andreas Ehm

Zeitnahme Monika Riehmers

Aushang: h

WAKC Kerpen

KZ2 + KZ2 Gentlemen

Kerpen 1,107 Km

Freies Training

11.08.2019 10:30

Training (10:00 Zeit) gestartet um 10:47:10

Runde	Rundenzeit	Diff.	Tageszeit
7	47.441	+3.043	10:53:17.239
8	44.692	+0.294	10:54:01.931
9	47.560	+3.162	10:54:49.491
10	44.446	+0.048	10:55:33.937
11	48.902	+4.504	10:56:22.839
12	46.058	+1.660	10:57:08.897

(127) Jan Raquet

1	58.228	+13.776	10:48:34.100
2	48.596	+4.144	10:49:22.696
3	47.773	+3.321	10:50:10.469
4	46.334	+1.882	10:50:56.803
5	45.382	+0.930	10:51:42.185
6	44.452		10:52:26.637
7	45.722	+1.270	10:53:12.359
8	45.702	+1.250	10:53:58.061
9	44.668	+0.216	10:54:42.729
10	44.466	+0.014	10:55:27.195
11	44.589	+0.137	10:56:11.784
12	45.836	+1.384	10:56:57.620

(611) Jannik Jakobs

1	57.398	+12.797	10:48:23.205
2	49.889	+5.288	10:49:13.094
3	46.107	+1.506	10:49:59.201
4	45.953	+1.352	10:50:45.154
5	45.104	+0.503	10:51:30.258
6	45.149	+0.548	10:52:15.407
7	45.336	+0.735	10:53:00.743
8	44.711	+0.110	10:53:45.454
9	44.601		10:54:30.055

(169) Patric Kühn

1	58.815	+14.166	10:48:32.944
2	48.428	+3.779	10:49:21.372
3	48.461	+3.812	10:50:09.833
4	46.845	+2.196	10:50:56.678
5	46.701	+2.052	10:51:43.379
6	46.038	+1.389	10:52:29.417
7	45.924	+1.275	10:53:15.341
8	45.906	+1.257	10:54:01.247
9	44.649		10:54:45.896
10	44.897	+0.248	10:55:30.793
11	44.775	+0.126	10:56:15.568

(30) Daniel Kroll

1	54.525	+9.823	10:48:38.106
2	53.108	+8.406	10:49:31.214
3	47.983	+3.281	10:50:19.197
4	45.807	+1.105	10:51:05.004
5	45.587	+0.885	10:51:50.591
6	45.035	+0.333	10:52:35.626
7	45.123	+0.421	10:53:20.749
8	44.914	+0.212	10:54:05.663
9	45.367	+0.665	10:54:51.030
10	44.857	+0.155	10:55:35.887
11	44.702		10:56:20.589
12	45.665	+0.963	10:57:06.254

(26) Karl Lukaschewsky

1	54.925	+10.161	10:48:35.709
2	48.191	+3.427	10:49:23.900
3	47.934	+3.170	10:50:11.834
4	47.466	+2.702	10:50:59.300
5	49.401	+4.637	10:51:48.701
6	45.725	+0.961	10:52:34.426

Runde	Rundenzeit	Diff.	Tageszeit
7	44.829	+0.065	10:53:19.255
8	44.846	+0.082	10:54:04.101
9	44.764		10:54:48.865
10	1:02.708	+17.944	10:55:51.573
11	46.395	+1.631	10:56:37.968

(182) Stefan Kaiser

1	57.372	+12.519	10:48:25.661
2	50.556	+5.703	10:49:16.217
3	47.602	+2.749	10:50:03.819
4	45.977	+1.124	10:50:49.796
5	45.428	+0.575	10:51:35.224
6	45.151	+0.298	10:52:20.375
7	45.020	+0.167	10:53:05.395
8	45.041	+0.188	10:53:50.436
9	44.853		10:54:35.289
10	44.971	+0.118	10:55:20.260
11	45.310	+0.457	10:56:05.570

(53) Markus Rausch

1	55.850	+10.762	10:49:34.712
2	47.878	+2.790	10:50:22.590
3	47.646	+2.558	10:51:10.236
4	46.455	+1.367	10:51:56.691
5	45.675	+0.587	10:52:42.366
6	46.335	+1.247	10:53:28.701
7	45.397	+0.309	10:54:14.098
8	45.833	+0.745	10:54:59.931
9	45.088		10:55:45.019
10	45.716	+0.628	10:56:30.735
11	45.165	+0.077	10:57:15.900

(9) Marvin Schönlein

1	55.669	+10.535	10:48:26.263
2	53.526	+8.392	10:49:19.789
3	50.417	+5.283	10:50:10.206
4	47.504	+2.370	10:50:57.710
5	46.311	+1.177	10:51:44.021
6	45.527	+0.393	10:52:29.548
7	45.957	+0.823	10:53:15.505
8	45.982	+0.848	10:54:01.487
9	46.598	+1.464	10:54:48.085
10	45.166	+0.032	10:55:33.251
11	45.134		10:56:18.385
12	46.010	+0.876	10:57:04.395

(179) Klaus Parnet

1	56.861	+11.474	10:48:22.219
2	49.562	+4.175	10:49:11.781
3	47.080	+1.693	10:49:58.861
4	46.869	+1.482	10:50:45.730
5	46.015	+0.628	10:51:31.745
6	45.680	+0.293	10:52:17.425
7	45.525	+0.138	10:53:02.950
8	45.387		10:53:48.337
9	45.532	+0.145	10:54:33.869
10	45.405	+0.018	10:55:19.274

(399) Ulli Hohnstädt

1	57.563	+12.114	10:49:18.365
2	48.521	+3.072	10:50:06.886
3	47.650	+2.201	10:50:54.536
4	45.852	+0.403	10:51:40.388
5	46.125	+0.676	10:52:26.513
6	46.425	+0.976	10:53:12.938
7	45.735	+0.286	10:53:58.673

Runde	Rundenzeit	Diff.	Tageszeit
8	45.449		10:54:44.122
9	46.761	+1.312	10:55:30.883
10	46.154	+0.705	10:56:17.037
11	48.612	+3.163	10:57:05.649

(178) Christian Eisenbers

1	59.242	+13.711	10:49:20.993
2	49.000	+3.469	10:50:09.993
3	49.323	+3.792	10:50:59.316
4	50.978	+5.447	10:51:50.294
5	48.378	+2.847	10:52:38.672
6	45.989	+0.458	10:53:24.661
7	47.593	+2.062	10:54:12.254
8	45.531		10:54:57.785
9	1:08.653	+23.122	10:56:06.438
10	45.799	+0.268	10:56:52.237

(7) Simon Marx

1	57.306	+11.774	10:48:31.923
2	48.390	+2.858	10:49:20.313
3	49.295	+3.763	10:50:09.608
4	46.818	+1.286	10:50:56.426
5	46.474	+0.942	10:51:42.900
6	45.676	+0.144	10:52:28.576
7	45.532		10:53:14.108
8	46.929	+1.397	10:54:01.037
9	46.144	+0.612	10:54:47.181
10	45.958	+0.426	10:55:33.139
11	45.899	+0.367	10:56:19.038
12	48.225	+0.893	10:57:05.463

(29) Raphael Riemann

1	55.142	+9.606	10:48:36.628
2	49.047	+3.511	10:49:25.675
3	47.259	+1.723	10:50:12.934
4	46.704	+1.168	10:50:59.638
5	46.766	+1.230	10:51:46.404
6	47.012	+1.476	10:52:33.416
7	46.411	+0.875	10:53:19.827
8	45.667	+0.131	10:54:05.494
9	46.610	+1.074	10:54:52.104
10	45.842	+0.306	10:55:37.946
11	45.536		10:56:23.482
12	45.694	+0.158	10:57:09.176

(51) Thomas Mühling

1	57.080	+11.468	10:48:34.688
2	48.928	+3.316	10:49:23.616
3	48.127	+2.515	10:50:11.743
4	46.097	+0.485	10:50:57.840
5	45.786	+0.174	10:51:43.626
6	45.612		10:52:29.238

WAKC Kerpen

KZ2 + KZ2 Gentlemen

Kerpen 1,107 Km

Zeittraining

11.08.2019 12:15

Qualifikation (10:00 Zeit) gestartet um 12:46:10

Pos.	Nr.	Name	Wohnort	Fabrikat	Bewerber/Sponsor	Rnd.	Beste Zeit	Diff.	In Rd.	km/h
1	107	Julian Mueller	GER-Köln	Mach 1/TM	/Mach 1	8	42.853		8	92,997
2	3	Daniel Ruth	GER-Hasselroth	Parolin/TM	PAROLIN Deutschland MSR/WST/	12	43.022	0.169	11	92,632
3	23	Lukas Milos Vlastic	GER-Frankfurt	Lenzo/LKE	Bamberger Racing	13	43.181	0.328	11	92,291
4	4	Noah Brandt	GER-Breitenheim	Parolin/TM	PK Motorsport/	10	43.218	0.365	8	92,212
5	22	Jan Kurras	GER-Schwalbach	CKR/TM	Snake-Racing/	10	43.468	0.615	10	91,681
6	68	Rick Hartmann	GER-Kamen	DR/TMP	Kart-Club-Sachsen/Team NKS	9	43.536	0.683	7	91,538
7	8	Niklas Rosenbach	GER-Grünstadt	Parolin/Vortex	PAROLIN Deutschland MSR/WST/	13	43.569	0.716	12	91,469
8	12	Mario Lauer	GER-Gründau	CRG/TM	CRG Deutschland/	12	43.594	0.741	10	91,416
9	26	Karl Lukaschewsky	GER-Meerbusch	Praga/TM	van Worden Racing	14	43.604	0.751	12	91,395
10	27	Philipp Wollenweber	GER-Euskirchen	Parolin/TM	/van Worden Racing	10	43.632	0.779	10	91,337
11	105	Thomas Piert	GER-Sankt Augustin	Praga/TM	/Van Woerden Racing	10	43.647	0.794	6	91,305
12	123	Alexander Richter	GER-Dresden	DR/TM	ADAC Sachsen/Team NKS	12	43.649	0.796	12	91,301
13	6	Sven Hayer	GER-Minserlittgen	CKR/TM	Snake Racing/Snake Racing	11	43.661	0.808	7	91,276
14	9	Marvin Schönlein	GER-Reichshof	CRG/TM	RD Karting/RSC Westerwaldring	12	43.689	0.836	10	91,217
15	10	Nico Stagljar	GER-Bad Friedrichshall	/TM		11	43.827	0.974	8	90,930
16	2	Thiemo Blumenstiel	GER-Oberursel	CRG/TM	GTR Kartracing/	12	43.876	1.023	10	90,829
17	611	Jannik Jakobs	GER-			12	43.942	1.089	11	90,692
18	169	Patric Kühn	GER-Karlsruhe	Birel/TM	Solgat Motorsport/TC Liedolsheim e.V	5	43.974	1.121	5	90,626
19	181	Daniel Juretzko	GER-Öhringen	CKR/TM	HMC Öhringen/NEU Racing	12	43.982	1.129	12	90,610
20	127	Jan Raquet	GER-Frankenthal	CKR/TM	/Neu Racing	10	43.984	1.131	6	90,606
21	180	Christoph Mutzl	GER-Pfarrkirchen	Tony/TM	MSC Straubing/MC Motorsport	13	44.268	1.415	9	90,024
22	51	Thomas Mühling	GER-Rüdenau	CRG/TM	GTR-Kartracing/	12	44.420	1.567	9	89,716
23	53	Markus Rausch	GER-Ahlen	Maranello/TM	RRT Rausch-Racing-Team/Autoglas Rausch	9	44.426	1.573	7	89,704
24	28	Thorsten Migge	GER-Heidelberg	Birel/TM	Car Race Tec	8	44.529	1.676	8	89,497
25	30	Daniel Kroll	GER-Gelnhausen	Intrepid/TM	MKII	10	44.614	1.761	10	89,326
26	7	Simon Marx	GER-Seligenstadt	Intrepid/TM	MSC Wittgenborn/MSC Wittgenborn	13	44.669	1.816	11	89,216
27	178	Christian Eisenbers	GER-Burgstetten	CRG/TM	RMC Bassweiler/Neu Racing	6	44.680	1.827	6	89,194
28	399	Ulli Hohnstädt	GER-Sylt	Tony/Vortex	/Millennium	13	44.819	1.966	13	88,918
29	182	Stefan Kaiser	GER-	/TM		13	44.871	2.018	9	88,815
30	179	Klaus Parnet	GER-Sinn	CRG/TM	MKII	11	45.040	2.187	10	88,481
31	29	Raphael Riemann	GER-Frankfurt	GP/TM	Car Race Tec	12	45.154	2.301	9	88,258
32	181	Daniel Juretzko	GER-Öhringen	CKR/TM	HMC Öhringen/NEU Racing				0	-

Bemerkungen

Ergebnis vorbehaltlich technischen und sportlichen Nachuntersuchung

Reg-Nr.: K04/2019

Orbits

Rennleiter Andreas Ehm

Zeitnahme Monika Riehmers

Gedruckt: 11.08.2019 12:58:16

Aushang:

h

WAKC Kerpen

KZ2 + KZ2 Gentlemen

VERSION 1

Kerpen 1,107 Km

Zeittraining

11.08.2019 12:15

Qualifikation (10:00 Zeit) gestartet um 12:46:10

Pos.	Nr.	Name	Wohnort	Fabrikat	Bewerber/Sponsor	Rnd.	Beste Zeit	Diff.	In Rd.	km/h
1	107	Julian Mueller	GER-Köln	Mach 1/TM	/Mach 1	8	42.853		8	92,997
2	3	Daniel Ruth	GER-Hasselroth	Parolin/TM	PAROLIN Deutschland MSR/WST/	12	43.022	0.169	11	92,632
3	23	Lukas Milos Vlastic	GER-Frankfurt	Lenzo/LKE	Bamberger Racing	13	43.181	0.328	11	92,291
4	4	Noah Brandt	GER-Breitenheim	Parolin/TM	PK Motorsport/	10	43.218	0.365	8	92,212
5	22	Jan Kurras	GER-Schwalbach	CKR/TM	Snake-Racing/	10	43.468	0.615	10	91,681
6	68	Rick Hartmann	GER-Kamen	DR/TMP	Kart-Club-Sachsen/Team NKS	9	43.536	0.683	7	91,538
7	8	Niklas Rosenbach	GER-Grünstadt	Parolin/Vortex	PAROLIN Deutschland MSR/WST/	13	43.569	0.716	12	91,469
8	12	Mario Lauer	GER-Gründau	CRG/TM	CRG Deutschland/	12	43.594	0.741	10	91,416
9	26	Karl Lukaschewsky	GER-Meerbusch	Praga/TM	van Worden Racing	14	43.604	0.751	12	91,395
10	27	Philipp Wollenweber	GER-Euskirchen	Parolin/TM	/van Worden Racing	10	43.632	0.779	10	91,337
11	105	Thomas Piert	GER-Sankt Augustin	Praga/TM	/Van Woerden Racing	10	43.647	0.794	6	91,305
12	123	Alexander Richter	GER-Dresden	DR/TM	ADAC Sachsen/Team NKS	12	43.649	0.796	12	91,301
13	6	Sven Hayer	GER-Minserlittgen	CKR/TM	Snake Racing/Snake Racing	11	43.661	0.808	7	91,276
14	9	Marvin Schönlein	GER-Reichshof	CRG/TM	RD Karting/RSC Westerwaldring	12	43.689	0.836	10	91,217
15	10	Nico Stagljar	GER-Bad Friedrichshall	/TM		11	43.827	0.974	8	90,930
16	2	Thiemo Blumenstiel	GER-Oberursel	CRG/TM	GTR Kartracing/	12	43.876	1.023	10	90,829
17	611	Jannik Jakobs	GER-			12	43.942	1.089	11	90,692
18	169	Patric Kühn	GER-Karlsruhe	Birel/TM	Solgat Motorsport/TC Liedolsheim e.V	5	43.974	1.121	5	90,626
19	181	Daniel Juretzko	GER-Öhringen	CKR/TM	HMC Öhringen/NEU Racing	12	43.982	1.129	12	90,610
20	127	Jan Raquet	GER-Frankenthal	CKR/TM	/Neu Racing	10	43.984	1.131	6	90,606
21	180	Christoph Mutzl	GER-Pfarrkirchen	Tony/TM	MSC Straubing/MC Motorsport	13	44.268	1.415	9	90,024
22	51	Thomas Mühling	GER-Rüdenau	CRG/TM	GTR-Kartracing/	12	44.420	1.567	9	89,716
23	53	Markus Rausch	GER-Ahlen	Maranello/TM	RRT Rausch-Racing-Team/Autoglas Rausch	9	44.426	1.573	7	89,704
24	28	Thorsten Migge	GER-Heidelberg	Birel/TM	Car Race Tec	8	44.529	1.676	8	89,497
25	30	Daniel Kroll	GER-Gelnhausen	Intrepid/TM	MKII	10	44.614	1.761	10	89,326
26	7	Simon Marx	GER-Seligenstadt	Intrepid/TM	MSC Wittgenborn/MSC Wittgenborn	13	44.669	1.816	11	89,216
27	178	Christian Eisenbers	GER-Burgstetten	CRG/TM	RMC Bassweiler/Neu Racing	6	44.680	1.827	6	89,194
28	399	Ulli Hohnstädt	GER-Sylt	Tony/Vortex	/Millennium	13	44.819	1.966	13	88,918
29	182	Stefan Kaiser	GER-	/TM		13	44.871	2.018	9	88,815
30	179	Klaus Parnet	GER-Sinn	CRG/TM	MKII	11	45.040	2.187	10	88,481
31	29	Raphael Riemann	GER-Frankfurt	GP/TM	Car Race Tec	12	45.154	2.301	9	88,258

Bemerkungen

Ergebnis vorbehaltlich technischen und sportlichen Nachuntersuchung

Reg-Nr.: K04/2019

Orbits

Rennleiter Andreas Ehm

Zeitnahme Monika Riehmers

Aushang:

h

Gedruckt: 11.08.2019 13:01:28

WAKC Kerpen

KZ2 + KZ2 Gentlemen

Kerpen 1,107 Km

1.Lauf

11.08.2019 15:25

Rennen (16 Runden)

14	44.680 178 Christian Eisenbers
13	27 44.614 30 Daniel Kroll
12	25 44.426 53 Markus Rausch
11	23 44.268 180 Christoph Mutzl
10	21 43.982 181 Daniel Juretzko
9	19 43.942 611 Jannik Jakobs
8	17 43.827 10 Nico Stagljar
7	15 43.661 6 Sven Hayer
6	13 43.647 105 Thomas Piert
5	11 43.604 26 Karl Lukaschewsky
4	9 43.569 8 Niklas Rosenbach
3	7 43.468 22 Jan Kurras
2	5 43.181 23 Lukas Milos Vladic
1	3 42.853 107 Julian Mueller

POLE POSITION 1

44.819 399 Ulli Hohnstädt
28 44.669 7 Simon Marx
26 44.529 28 Thorsten Migge
24 44.420 51 Thomas Mühling
22 43.984 127 Jan Raquet
20 43.974 169 Patric Kühn
18 43.876 2 Thimo Blumenstiel
16 43.689 9 Marvin Schönlein
14 43.649 123 Alexander Richter
12 43.632 27 Philipp Wollenweber
10 43.594 12 Mario Lauer
8 43.536 68 Rick Hartmann
6 43.218 4 Noah Brandt
4 43.022 3 Daniel Ruth

2



WAKC Kerpen

KZ2 + KZ2 Gentlemen
1.Lauf
Rennen (16 Runden)

Kerpen 1,107 Km
11.08.2019 15:25


16

45.154
29 Raphael Riemann

15

31
44.871
182 Stefan Kaiser
29

45.040
179 Klaus Parnet
30



Reg-Nr.: K04/2019

Orbits

Rennleiter Andreas Ehm

Zeitnahme Monika Riehmers



Andreas Ehm

M. Riehmers



WAKC Kerpen

KZ2 + KZ2 Gentlemen

Kerpen 1,107 Km

1.Lauf

11.08.2019 15:45

Rennen (16 Runden) gestartet um 15:55:36

Pos.	Nr.	Ga	Name	Wohnort	Fabrikat	Bewerber/Sponsor	Rnd.	Gesamtzeit	Diff.	Beste Zeit	In Rd.	Pkt.
1	107	Ja	Julian Mueller	GER-Köln	Mach 1/TM	/Mach 1	16	11:44.167		43.122	11	20
2	3		Daniel Ruth	GER-Hasselroth	Parolin/TM	PAROLIN Deutschland MSR/WST/	16	11:44.330	0.163	43.087	10	18
3	4		Noah Brandt	GER-Breitenheim	Parolin/TM	PK Motorsport/	16	11:44.583	0.416	43.007	12	16
4	68	Ja	Rick Hartmann	GER-Kamen	DR/TMP	Kart-Club-Sachsen/Team NKS	16	11:51.081	6.914	43.718	9	15
5	105	Ja	Thomas Piert	GER-Sankt Augustin	Praga/TM	/Van Woerden Racing	16	11:53.310	9.143	43.612	14	14
6	12		Mario Lauer	GER-Gründau	CRG/TM	CRG Deutschland/	16	11:54.749	10.582	43.703	12	13
7	22		Jan Kurras	GER-Schwalbach	CKR/TM	Snake-Racing/	16	11:58.606	14.439	43.980	12	12
8	23	Ja	Lukas Milos Vladoic	GER-Frankfurt	Lenzo/LKE	Bamberger Racing	16	11:58.667	14.500	43.930	12	11
9	26	Ja	Karl Lukaschewsky	GER-Meerbusch	Praga/TM	van Worden Racing	16	11:58.931	14.764	44.004	15	10
10	6		Sven Hayer	GER-Minserlittgen	CKR/TM	Snake Racing/Snake Racing	16	11:59.160	14.993	43.532	10	9
11	123	Ja	Alexander Richter	GER-Dresden	DR/TM	ADAC Sachsen/Team NKS	16	12:04.548	20.381	44.166	7	8
12	9		Marvin Schönlein	GER-Reichshof	CRG/TM	RD Karting/RSC Westerwaldring	16	12:08.281	24.114	43.874	15	7
13	2		Thiemo Blumenstiel	GER-Oberursel	CRG/TM	GTR Karttracing/	16	12:10.261	26.094	44.101	15	6
14	127	Ja	Jan Raquet	GER-Frankenthal	CKR/TM	/Neu Racing	16	12:19.544	35.377	44.471	13	5
15	178	Ja	Christian Eisenbers	GER-Burgstetten	CRG/TM	RMC Bassweiler/Neu Racing	16	12:20.553	36.386	44.648	12	20
16	51		Thomas Mühling	GER-Rüdenau	CRG/TM	GTR-Karttracing/	16	12:23.909	39.742	45.046	15	18
17	182	Ja	Stefan Kaiser	GER-	/TM		16	12:24.250	40.083	45.197	14	16
18	30	Ja	Daniel Kroll	GER-Gelnhausen	Intrepid/TM	MKII	16	12:24.356	40.189	45.096	16	4
19	179	Ja	Klaus Parnet	GER-Sinn	CRG/TM	MKII	16	12:24.592	40.425	44.985	16	15
20	28	Ja	Thorsten Migge	GER-Heidelberg	Birel/TM	Car Race Tec	16	12:24.689	40.522	44.536	16	3
21	399	Ja	Ulli Hohnstädt	GER-Sylt	Tony/Vortex	/Millennium	16	12:29.909	45.742	45.277	13	14
22	7		Simon Marx	GER-Seligenstadt	Intrepid/TM	MSC Wittgenborn/MSK Wittgenborn	16	12:30.509	46.342	44.902	8	2
23	29	Ja	Raphael Riemann	GER-Frankfurt	GP/TM	Car Race Tec	15	11:46.015	1 Runde	45.409	11	13
24	180	Ja	Christoph Mutzl	GER-Pfarrkirchen	Tony/TM	MSC Straubing/MC Motorsport	15	11:56.960	1 Runde	44.717	8	12

Nicht gewertet: (75% = 12 Rnd.)

8			Niklas Rosenbach	GER-Grünstadt	Parolin/Vortex	PAROLIN Deutschland MSR/WST/		1.277	16 Runden		0	0
27	Ja		Philipp Wollenweber	GER-Euskirchen	Parolin/TM	/van Worden Racing		2.038	16 Runden		0	0
10			Nico Stagljar	GER-Bad Friedrichshall	/TM			2.096	16 Runden		0	0
611	Ja		Jannik Jakobs	GER-				2.383	16 Runden		0	0
181	Ja		Daniel Juretzko	GER-Öhringen	CKR/TM	HMC Öhringen/NEU Racing		2.580	16 Runden		0	0
169	Ja		Patric Kühn	GER-Karlsruhe	Birel/TM	Solgat Motorsport/TC Liedolsheim e.V		2.709	16 Runden		0	0
53			Markus Rausch	GER-Ahlen	Maranello/TM	RRT Rausch-Racing-Team/Autoglas Rausch		3.086	16 Runden		0	0

Bemerkungen

Ergebnis vorbehaltlich technischen und sportlichen Nachuntersuchung

Gestartet: 31, Gewertet: 24, Nicht gewertet: 7

#127, #7 +5Sec. Spoiler

Vorsprung	Ø km/h	Beste Rundenzeit	km/h	Beste Runde von
0.163	90,551	43.007	92,664	4 - Noah Brandt

Reg-Nr.: K04/2019

Orbits

Rennleiter Andreas Ehm

Zeitnahme Camp Company

Gedruckt: 11.08.2019 16:32:24

Aushang: h

WAKC Kerpen

KZ2 + KZ2 Gentlemen

Kerpen 1,107 Km

1.Lauf

11.08.2019 15:45

Rennen (16 Runden) gestartet um 15:55:36

Pos.	Nr.	Ga	Name	Wohnort	Fabrikat	Bewerber/Sponsor	Rnd.	Gesamtzeit	Diff.	Beste Zeit	In Rd.	Pkt.
KZ2												
1	107	Ja	Julian Mueller	GER-Köln	Mach 1/TM	/Mach 1	16	11:44.167		43.122	11	20
2	3		Daniel Ruth	GER-Hasselroth	Parolin/TM	PAROLIN Deutschland MSR/WST/	16	11:44.330	0.163	43.087	10	18
3	4		Noah Brandt	GER-Breitenheim	Parolin/TM	PK Motorsport/	16	11:44.583	0.416	43.007	12	16
4	68	Ja	Rick Hartmann	GER-Kamen	DR/TMP	Kart-Club-Sachsen/Team NKS	16	11:51.081	6.914	43.718	9	15
5	105	Ja	Thomas Piert	GER-Sankt Augustin	Praga/TM	/Van Woerden Racing	16	11:53.310	9.143	43.612	14	14
6	12		Mario Lauer	GER-Gründau	CRG/TM	CRG Deutschland/	16	11:54.749	10.582	43.703	12	13
7	22		Jan Kurras	GER-Schwalbach	CKR/TM	Snake-Racing/	16	11:58.606	14.439	43.980	12	12
8	23	Ja	Lukas Milos Vlastic	GER-Frankfurt	Lenzo/LKE	Bamberger Racing	16	11:58.667	14.500	43.930	12	11
9	26	Ja	Karl Lukeschewsky	GER-Meerbusch	Praga/TM	van Worden Racing	16	11:58.931	14.764	44.004	15	10
10	6		Sven Hayer	GER-Minserliittgen	CKR/TM	Snake Racing/Snake Racing	16	11:59.160	14.993	43.532	10	9
11	123	Ja	Alexander Richter	GER-Dresden	DR/TM	ADAC Sachsen/Team NKS	16	12:04.548	20.381	44.166	7	8
12	9		Marvin Schönlein	GER-Reichshof	CRG/TM	RD Karting/RSC Westerwaldring	16	12:08.281	24.114	43.874	15	7
13	2		Thiemo Blumenstiel	GER-Oberursel	CRG/TM	GTR Kartracing/	16	12:10.261	26.094	44.101	15	6
14	127	Ja	Jan Raquet	GER-Frankenthal	DR/TM	/Neu Racing	16	12:19.544	35.377	44.471	13	5
15	30	Ja	Daniel Kroll	GER-Gelnhausen	Intrepid/TM	MKII	16	12:24.356	40.189	45.096	16	4
16	28	Ja	Thorsten Migge	GER-Heidelberg	Birel/TM	Car Race Tec	16	12:24.689	40.522	44.536	16	3
17	7		Simon Marx	GER-Seligenstadt	Intrepid/TM	MSC Wittgenborn/MSK Wittgenborn	16	12:30.509	46.342	44.902	8	2
Nicht gewertet: (75% = 12 Rnd.)												
8			Niklas Rosenbach	GER-Grünstadt	Parolin/Vortex	PAROLIN Deutschland MSR/WST/		1.277	16 Runden		0	0
27	Ja		Philipp Wollenweber	GER-Euskirchen	Parolin/TM	/van Worden Racing		2.038	16 Runden		0	0
10			Nico Stagljar	GER-Bad Friedrichshall	/TM			2.096	16 Runden		0	0
611	Ja		Jannik Jakobs	GER-				2.383	16 Runden		0	0
169	Ja		Patric Kühn	GER-Karlsruhe	Birel/TM	Solgat Motorsport/TC Liedolsheim e.V		2.709	16 Runden		0	0
KZ2-Gentlemen												
1	178	Ja	Christian Eisenbers	GER-Burgstetten	CRG/TM	RMC Bassweiler/Neu Racing	16	12:20.553		44.648	12	20
2	51		Thomas Mühling	GER-Rüdenau	CRG/TM	GTR-Kartracing/	16	12:23.909	3.356	45.046	15	18
3	182	Ja	Stefan Kaiser	GER-	/TM		16	12:24.250	3.697	45.197	14	16
4	179	Ja	Klaus Parnet	GER-Sinn	CRG/TM	MKII	16	12:24.592	4.039	44.985	16	15
5	399	Ja	Ulli Hohnstädt	GER-Sylt	Tony/Vortex	/Millennium	16	12:29.909	9.356	45.277	13	14
6	29	Ja	Raphael Riemann	GER-Frankfurt	GP/TM	Car Race Tec	15	11:46.015	1 Runde	45.409	11	13
7	180	Ja	Christoph Mutzl	GER-Pfarrkirchen	Tony/TM	MSC Straubing/MC Motorsport	15	11:56.960	1 Runde	44.717	8	12
Nicht gewertet: (75% = 12 Rnd.)												
181	Ja		Daniel Juretzko	GER-Öhringen	CKR/TM	HMC Öhringen/NEU Racing		2.580	16 Runden		0	0
53			Markus Rausch	GER-Ahlen	Maranello/TM	RRT Rausch-Racing-Team/Autoglas Rausch		3.086	16 Runden		0	0

Bemerkungen

Ergebnis vorbehaltlich technischer und sportlicher Nachuntersuchung
 Gestartet: 31, Nicht gewertet: 7
 #127, #7 +5Sec. Spoiler

Vorsprung	Ø km/h	Beste Rundenzeit	km/h	Beste Runde von
0.163	90,551	43.007	92,664	4 - Noah Brandt

Reg-Nr.: K04/2019

Orbits

Rennleiter Andreas Ehm

Zeitnahme Camp Company

Gedruckt: 11.08.2019 16:33:53

Aushang: h

WAKC Kerpen

KZ2 + KZ2 Gentlemen

Kerpen 1,107 Km

1.Lauf

11.08.2019 15:45

Rennen (16 Runden) gestartet um 15:55:36

Runde	Rundenzeit	Diff.	Tageszeit
<u>(107) Julian Mueller</u>			
1	47.572	+4.450	15:56:23.864
2	46.182	+3.060	15:57:10.046
3	44.976	+1.854	15:57:55.022
4	44.242	+1.120	15:58:39.264
5	43.841	+0.719	15:59:23.105
6	43.487	+0.365	16:00:06.592
7	43.407	+0.285	16:00:49.999
8	43.383	+0.261	16:01:33.382
9	43.229	+0.107	16:02:16.611
10	43.179	+0.057	16:02:59.790
11	43.122		16:03:42.912
12	43.370	+0.248	16:04:26.282
13	43.533	+0.411	16:05:09.815
14	43.357	+0.235	16:05:53.172
15	43.334	+0.212	16:06:36.506
16	43.953	+0.831	16:07:20.459

Runde	Rundenzeit	Diff.	Tageszeit
<u>(3) Daniel Ruth</u>			
1	47.945	+4.858	15:56:24.380
2	46.209	+3.122	15:57:10.589
3	45.073	+1.986	15:57:55.662
4	44.061	+0.974	15:58:39.723
5	43.755	+0.668	15:59:23.478
6	43.575	+0.488	16:00:07.053
7	43.374	+0.287	16:00:50.427
8	43.170	+0.083	16:01:33.597
9	43.359	+0.272	16:02:16.956
10	43.087		16:03:00.043
11	43.088	+0.001	16:03:43.131
12	43.413	+0.326	16:04:26.544
13	43.493	+0.406	16:05:10.037
14	43.372	+0.285	16:05:53.409
15	43.272	+0.185	16:06:36.681
16	43.941	+0.854	16:07:20.622

Runde	Rundenzeit	Diff.	Tageszeit
<u>(4) Noah Brandt</u>			
1	47.622	+4.615	15:56:24.532
2	46.289	+3.282	15:57:10.821
3	45.085	+2.078	15:57:55.906
4	44.044	+1.037	15:58:39.950
5	43.707	+0.700	15:59:23.657
6	43.597	+0.590	16:00:07.254
7	43.430	+0.423	16:00:50.684
8	43.596	+0.589	16:01:34.280
9	43.190	+0.183	16:02:17.470
10	43.335	+0.328	16:03:00.805
11	43.199	+0.192	16:03:44.004
12	43.007		16:04:27.011
13	43.225	+0.218	16:05:10.236
14	43.396	+0.389	16:05:53.632
15	43.381	+0.374	16:06:37.013
16	43.862	+0.855	16:07:20.875

Runde	Rundenzeit	Diff.	Tageszeit
<u>(68) Rick Hartmann</u>			
1	47.636	+3.918	15:56:24.870
2	46.329	+2.611	15:57:11.199
3	45.033	+1.315	15:57:56.232
4	44.547	+0.829	15:58:40.779
5	44.152	+0.434	15:59:24.931
6	44.034	+0.316	16:00:08.965
7	43.774	+0.056	16:00:52.739
8	43.722	+0.004	16:01:36.461
9	43.718		16:02:20.179
10	43.951	+0.233	16:03:04.130

Runde	Rundenzeit	Diff.	Tageszeit
11	44.054	+0.336	16:03:48.184
12	43.913	+0.195	16:04:32.097
13	43.721	+0.003	16:05:15.818
14	43.821	+0.103	16:05:59.639
15	43.776	+0.058	16:06:43.415
16	43.958	+0.240	16:07:27.373

Runde	Rundenzeit	Diff.	Tageszeit
<u>(105) Thomas Piert</u>			
1	48.252	+4.640	15:56:26.302
2	46.217	+2.605	15:57:12.519
3	45.524	+1.912	15:57:58.043
4	44.865	+1.253	15:58:42.908
5	44.357	+0.745	15:59:27.265
6	44.130	+0.518	16:00:11.395
7	43.816	+0.204	16:00:55.211
8	43.946	+0.334	16:01:39.157
9	43.746	+0.134	16:02:22.903
10	43.837	+0.225	16:03:06.740
11	43.807	+0.195	16:03:50.547
12	43.843	+0.231	16:04:34.390
13	43.822	+0.210	16:05:18.212
14	43.612		16:06:01.824
15	43.926	+0.314	16:06:45.750
16	43.852	+0.240	16:07:29.602

Runde	Rundenzeit	Diff.	Tageszeit
<u>(12) Mario Lauer</u>			
1	48.260	+4.557	15:56:25.795
2	46.452	+2.749	15:57:12.247
3	45.381	+1.678	15:57:57.628
4	44.857	+1.154	15:58:42.485
5	44.625	+0.922	15:59:27.110
6	44.609	+0.906	16:00:11.719
7	43.928	+0.225	16:00:55.647
8	44.013	+0.310	16:01:39.660
9	44.166	+0.463	16:02:23.826
10	43.782	+0.079	16:03:07.608
11	43.815	+0.112	16:03:51.423
12	43.703		16:04:35.126
13	43.947	+0.244	16:05:19.073
14	44.026	+0.323	16:06:03.099
15	44.172	+0.469	16:06:47.271
16	43.770	+0.067	16:07:31.041

Runde	Rundenzeit	Diff.	Tageszeit
<u>(22) Jan Kurras</u>			
1	48.573	+4.593	15:56:26.006
2	46.340	+2.360	15:57:12.346
3	45.496	+1.516	15:57:57.842
4	45.513	+1.533	15:58:43.355
5	44.577	+0.597	15:59:27.932
6	44.558	+0.578	16:00:12.490
7	44.448	+0.468	16:00:56.938
8	44.442	+0.462	16:01:41.380
9	44.317	+0.337	16:02:25.697
10	44.552	+0.572	16:03:10.249
11	44.032	+0.052	16:03:54.281
12	43.980		16:04:38.261
13	44.155	+0.175	16:05:22.416
14	44.077	+0.097	16:06:06.493
15	44.183	+0.203	16:06:50.676
16	44.222	+0.242	16:07:34.898

Runde	Rundenzeit	Diff.	Tageszeit
<u>(23) Lukas Milos Vladic</u>			
1	49.392	+5.462	15:56:26.628
2	46.074	+2.144	15:57:12.702
3	45.466	+1.536	15:57:58.168
4	45.381	+1.451	15:58:43.549

Runde	Rundenzeit	Diff.	Tageszeit
5	44.660	+0.730	15:59:28.209
6	44.418	+0.488	16:00:12.627
7	44.560	+0.630	16:00:57.187
8	44.327	+0.397	16:01:41.514
9	44.334	+0.404	16:02:25.848
10	44.532	+0.602	16:03:10.380
11	44.104	+0.174	16:03:54.484
12	43.930		16:04:38.414
13	44.240	+0.310	16:05:22.654
14	44.026	+0.096	16:06:06.680
15	44.091	+0.161	16:06:50.771
16	44.188	+0.258	16:07:34.959

Runde	Rundenzeit	Diff.	Tageszeit
<u>(26) Karl Lukaschewsky</u>			
1	48.828	+4.824	15:56:27.043
2	45.928	+1.924	15:57:12.971
3	45.484	+1.480	15:57:58.455
4	45.339	+1.335	15:58:43.794
5	44.722	+0.718	15:59:28.516
6	44.403	+0.399	16:00:12.919
7	44.376	+0.372	16:00:57.295
8	44.438	+0.434	16:01:41.733
9	44.388	+0.384	16:02:26.121
10	44.517	+0.513	16:03:10.638
11	44.125	+0.121	16:03:54.763
12	44.076	+0.072	16:04:38.839
13	44.120	+0.116	16:05:22.959
14	44.097	+0.093	16:06:07.056
15	44.004		16:06:51.060
16	44.163	+0.159	16:07:35.223

Runde	Rundenzeit	Diff.	Tageszeit
<u>(6) Sven Hayer</u>			
1	52.621	+9.089	15:56:31.125
2	46.888	+3.356	15:57:18.013
3	46.070	+2.538	15:58:04.083
4	44.528	+0.996	15:58:48.611
5	44.383	+0.851	15:59:32.994
6	44.121	+0.589	16:00:17.115
7	44.089	+0.557	16:01:01.204
8	43.883	+0.351	16:01:45.087
9	43.691	+0.159	16:02:28.778
10	43.532		16:03:12.310
11	43.576	+0.044	16:03:55.886
12	43.634	+0.102	16:04:39.520
13	43.771	+0.239	16:05:23.291
14	43.958	+0.426	16:06:07.249
15	44.052	+0.520	16:06:51.301
16	44.151	+0.619	16:07:35.452

Runde	Rundenzeit	Diff.	Tageszeit
<u>(123) Alexander Richter</u>			
1	51.483	+7.317	15:56:30.308
2	46.654	+2.488	15:57:16.962
3	45.762	+1.596	15:58:02.724
4	44.947	+0.781	15:58:47.671
5	44.639	+0.473	15:59:32.310
6	44.546	+0.380	16:00:16.856
7	44.166		16:01:01.022
8	44.711	+0.545	16:01:45.733
9	44.503	+0.337	16:02:30.236
10	44.425	+0.259	16:03:14.661
11	44.344	+0.178	16:03:59.005
12	44.219	+0.053	16:04:43.224
13	44.672	+0.506	16:05:27.896
14	44.187	+0.021	16:06:12.083
15	44.483	+0.317	16:06:56.566
16	44.274	+0.108	16:07:40.840

WAKC Kerpen

KZ2 + KZ2 Gentlemen

Kerpen 1,107 Km

1.Lauf

11.08.2019 15:45

Rennen (16 Runden) gestartet um 15:55:36

Runde	Rundenzeit	Diff.	Tageszeit
(9) Marvin Schönlein			
1	52.881	+9.007	15:56:31.964
2	47.491	+3.617	15:57:19.455
3	46.973	+3.099	15:58:06.428
4	46.031	+2.157	15:58:52.459
5	44.978	+1.104	15:59:37.437
6	44.342	+0.468	16:00:21.779
7	44.580	+0.706	16:01:06.359
8	44.623	+0.749	16:01:50.982
9	45.269	+1.395	16:02:36.251
10	44.273	+0.399	16:03:20.524
11	43.887	+0.013	16:04:04.411
12	43.990	+0.116	16:04:48.401
13	44.144	+0.270	16:05:32.545
14	44.081	+0.207	16:06:16.626
15	43.874		16:07:00.500
16	44.073	+0.199	16:07:44.573

Runde	Rundenzeit	Diff.	Tageszeit
(2) Thiemo Blumenstiel			
1	53.435	+9.334	15:56:32.637
2	47.485	+3.384	15:57:20.122
3	47.043	+2.942	15:58:07.165
4	45.997	+1.896	15:58:53.162
5	45.722	+1.621	15:59:38.884
6	44.403	+0.302	16:00:23.287
7	44.514	+0.413	16:01:07.801
8	44.284	+0.183	16:01:52.085
9	44.339	+0.238	16:02:36.424
10	44.389	+0.288	16:03:20.813
11	44.122	+0.021	16:04:04.935
12	44.130	+0.029	16:04:49.065
13	44.204	+0.103	16:05:33.269
14	44.266	+0.165	16:06:17.535
15	44.101		16:07:01.636
16	44.917	+0.816	16:07:46.553

Runde	Rundenzeit	Diff.	Tageszeit
(127) Jan Raquet			
1	51.384	+6.913	15:56:30.569
2	47.361	+2.890	15:57:17.930
3	47.025	+2.554	15:58:04.955
4	45.727	+1.256	15:58:50.682
5	45.475	+1.004	15:59:36.157
6	45.008	+0.537	16:00:21.165
7	44.836	+0.365	16:01:06.001
8	44.806	+0.335	16:01:50.807
9	47.321	+2.850	16:02:38.128
10	45.028	+0.557	16:03:23.156
11	44.564	+0.093	16:04:07.720
12	44.523	+0.052	16:04:52.243
13	44.471		16:05:36.714
14	44.734	+0.263	16:06:21.448
15	44.503	+0.032	16:07:05.951
16	44.885	+0.414	16:07:50.836

Runde	Rundenzeit	Diff.	Tageszeit
(178) Christian Eisenbers			
1	53.058	+8.410	15:56:33.185
2	47.162	+2.514	15:57:20.347
3	46.643	+1.995	15:58:06.990
4	46.048	+1.400	15:58:53.038
5	46.624	+1.976	15:59:39.662
6	45.710	+1.062	16:00:25.372
7	45.349	+0.701	16:01:10.721
8	44.672	+0.024	16:01:55.393
9	45.155	+0.507	16:02:40.548
10	45.446	+0.798	16:03:25.994

Runde	Rundenzeit	Diff.	Tageszeit
11	44.932	+0.284	16:04:10.926
12	44.648		16:04:55.574
13	45.287	+0.639	16:05:40.861
14	44.990	+0.342	16:06:25.851
15	45.004	+0.356	16:07:10.855
16	45.990	+1.342	16:07:56.845

Runde	Rundenzeit	Diff.	Tageszeit
(51) Thomas Mühling			
1	52.229	+7.183	15:56:31.726
2	47.547	+2.501	15:57:19.273
3	47.020	+1.974	15:58:06.293
4	46.065	+1.019	15:58:52.358
5	47.093	+2.047	15:59:39.451
6	45.692	+0.646	16:00:25.143
7	45.363	+0.317	16:01:10.506
8	46.282	+1.236	16:01:56.788
9	45.604	+0.558	16:02:42.392
10	45.503	+0.457	16:03:27.895
11	45.518	+0.472	16:04:13.413
12	45.609	+0.563	16:04:59.022
13	45.367	+0.321	16:05:44.389
14	45.137	+0.091	16:06:29.526
15	45.046		16:07:14.572
16	45.629	+0.583	16:08:00.201

Runde	Rundenzeit	Diff.	Tageszeit
(182) Stefan Kaiser			
1	53.583	+8.386	15:56:33.879
2	47.399	+2.202	15:57:21.278
3	46.875	+1.678	15:58:08.153
4	46.292	+1.095	15:58:54.445
5	46.043	+0.846	15:59:40.488
6	45.502	+0.305	16:00:25.990
7	45.665	+0.468	16:01:11.655
8	45.515	+0.318	16:01:57.170
9	45.585	+0.388	16:02:42.755
10	45.387	+0.190	16:03:28.142
11	45.834	+0.637	16:04:13.976
12	45.304	+0.107	16:04:59.280
13	45.390	+0.193	16:05:44.670
14	45.197		16:06:29.867
15	45.296	+0.099	16:07:15.163
16	45.379	+0.182	16:08:00.542

Runde	Rundenzeit	Diff.	Tageszeit
(30) Daniel Kroll			
1	53.450	+8.354	15:56:34.169
2	47.662	+2.566	15:57:21.831
3	46.619	+1.523	15:58:08.450
4	46.211	+1.115	15:58:54.661
5	46.124	+1.028	15:59:40.785
6	45.360	+0.264	16:00:26.145
7	45.621	+0.525	16:01:11.766
8	45.581	+0.485	16:01:57.347
9	45.587	+0.491	16:02:42.934
10	45.483	+0.387	16:03:28.417
11	45.873	+0.777	16:04:14.290
12	45.375	+0.279	16:04:59.665
13	45.264	+0.168	16:05:44.929
14	45.156	+0.060	16:06:30.085
15	45.467	+0.371	16:07:15.552
16	45.096		16:08:00.648

Runde	Rundenzeit	Diff.	Tageszeit
(179) Klaus Parnet			
1	52.606	+7.621	15:56:32.537
2	47.495	+2.510	15:57:20.032
3	46.748	+1.763	15:58:06.780
4	46.139	+1.154	15:58:52.919

Runde	Rundenzeit	Diff.	Tageszeit
5	46.993	+2.008	15:59:39.912
6	45.806	+0.821	16:00:25.718
7	45.631	+0.646	16:01:11.349
8	45.702	+0.717	16:01:57.051
9	46.124	+1.139	16:02:43.175
10	45.469	+0.484	16:03:28.644
11	45.866	+0.881	16:04:14.510
12	45.456	+0.471	16:04:59.966
13	45.084	+0.099	16:05:45.050
14	45.386	+0.401	16:06:30.436
15	45.463	+0.478	16:07:15.899
16	44.985		16:08:00.884

Runde	Rundenzeit	Diff.	Tageszeit
(28) Thorsten Migge			
1	1:01.687	+17.151	15:56:41.345
2	46.937	+2.401	15:57:28.282
3	45.847	+1.311	15:58:14.129
4	45.470	+0.934	15:58:59.599
5	45.319	+0.783	15:59:44.918
6	45.216	+0.680	16:00:30.134
7	45.005	+0.469	16:01:15.139
8	45.614	+1.078	16:02:00.753
9	45.390	+0.854	16:02:46.143
10	44.601	+0.065	16:03:30.744
11	45.055	+0.519	16:04:15.799
12	44.688	+0.152	16:05:00.487
13	45.217	+0.681	16:05:45.704
14	45.127	+0.591	16:06:30.831
15	45.614	+1.078	16:07:16.445
16	44.536		16:08:00.981

Runde	Rundenzeit	Diff.	Tageszeit
(399) Ulli Hohnstädt			
1	55.327	+10.050	15:56:35.335
2	49.256	+3.979	15:57:24.591
3	46.698	+1.421	15:58:11.289
4	46.026	+0.749	15:58:57.315
5	45.950	+0.673	15:59:43.265
6	45.414	+0.137	16:00:28.679
7	46.100	+0.823	16:01:14.779
8	45.704	+0.427	16:02:00.483
9	45.575	+0.298	16:02:46.058
10	46.576	+1.299	16:03:32.634
11	45.407	+0.130	16:04:18.041
12	45.636	+0.359	16:05:03.677
13	45.277		16:05:48.954
14	45.668	+0.391	16:06:34.622
15	45.793	+0.516	16:07:20.415
16	45.786	+0.509	16:08:06.201

Runde	Rundenzeit	Diff.	Tageszeit
(7) Simon Marx			
1	54.735	+9.833	15:56:34.622
2	49.349	+4.447	15:57:23.971
3	46.685	+1.783	15:58:10.656
4	45.874	+0.972	15:58:56.530
5	45.754	+0.852	15:59:42.284
6	45.611	+0.709	16:00:27.895
7	45.180	+0.278	16:01:13.075
8	44.902		16:01:57.977
9	45.467	+0.565	16:02:43.444
10	45.842	+0.940	16:03:29.286
11	45.457	+0.555	16:04:14.743
12	45.595	+0.693	16:05:00.338
13	45.034	+0.132	16:05:45.372
14	45.189	+0.287	16:06:30.561
15	45.715	+0.813	16:07:16.276
16	45.525	+0.623	16:08:01.801

WAKC Kerpen

KZ2 + KZ2 Gentlemen

Kerpen 1,107 Km

1.Lauf

11.08.2019 15:45

Rennen (16 Runden) gestartet um 15:55:36

Runde	Rundenzeit	Diff.	Tageszeit	Runde	Rundenzeit	Diff.	Tageszeit	Runde	Rundenzeit	Diff.	Tageszeit
(29) Raphael Riemann											
1	54.237	+8.828	15:56:35.567								
2	49.489	+4.080	15:57:25.056								
3	46.722	+1.313	15:58:11.778								
4	46.081	+0.672	15:58:57.859								
5	45.953	+0.544	15:59:43.812								
6	46.170	+0.761	16:00:29.982								
7	46.636	+1.227	16:01:16.618								
8	45.553	+0.144	16:02:02.171								
9	45.443	+0.034	16:02:47.614								
10	45.524	+0.115	16:03:33.138								
11	45.409		16:04:18.547								
12	45.749	+0.340	16:05:04.296								
13	45.437	+0.028	16:05:49.733								
14	45.712	+0.303	16:06:35.445								
15	46.862	+1.453	16:07:22.307								
(180) Christoph Mutzl											
1	1:12.939	+28.222	15:56:51.974								
2	46.397	+1.680	15:57:38.371								
3	45.955	+1.238	15:58:24.326								
4	45.398	+0.681	15:59:09.724								
5	45.360	+0.643	15:59:55.084								
6	45.296	+0.579	16:00:40.380								
7	44.881	+0.164	16:01:25.261								
8	44.717		16:02:09.978								
9	45.250	+0.533	16:02:55.228								
10	44.734	+0.017	16:03:39.962								
11	44.848	+0.131	16:04:24.810								
12	47.538	+2.821	16:05:12.348								
13	45.066	+0.349	16:05:57.414								
14	50.832	+6.115	16:06:48.246								
15	45.006	+0.289	16:07:33.252								

WAKC Kerpen

KZ2 + KZ2 Gentlemen

Kerpen 1,107 Km


2.Lauf

11.08.2019 17:45

Rennen (16 Runden)

14	10 Nico Stagljar 27	611 Jannik Jakobs 28
13	8 Niklas Rosenbach 25	27 Philipp Wollenweber 26
12	29 Raphael Riemann 23	180 Christoph Mutzl 24
11	399 Ulli Hohnstädt 21	7 Simon Marx 22
10	179 Klaus Parnet 19	28 Thorsten Migge 20
9	182 Stefan Kaiser 17	30 Daniel Kroll 18
8	178 Christian Eisenbers 15	51 Thomas Mühling 16
7	2 Thimo Blumenstiel 13	127 Jan Raquet 14
6	123 Alexander Richter 11	9 Marvin Schönlein 12
5	26 Karl Lukaschewsky 9	6 Sven Hayer 10
4	22 Jan Kurras 7	23 Lukas Milos Vladic 8
3	105 Thomas Piert 5	12 Mario Lauer 6
2	4 Noah Brandt 3	68 Rick Hartmann 4
1	107 Julian Mueller 1	3 Daniel Ruth 2

POLE POSITION 1



Reg-Nr.: K04/2019

Orbits

Rennleiter Andreas Ehm

Zeitnahme Monika Riehmers



Andreas Ehm

M. Riehmers



WAKC Kerpen

KZ2 + KZ2 Gentlemen
2.Lauf
Rennen (16 Runden)

Kerpen 1,107 Km
11.08.2019 17:45


16

53 Markus Rausch
31

15

181 Daniel Juretzko
29

169 Patric Kühn
30



Reg-Nr.: K04/2019

Orbits

Rennleiter Andreas Ehm

Zeitnahme Monika Riehmers



Andreas Ehm

M. Riehmers



WAKC Kerpen

KZ2 + KZ2 Gentlemen

Kerpen 1,107 Km

2.Lauf

11.08.2019 17:45

Rennen (16 Runden) gestartet um 18:42:40

Pos.	Nr.	Ga	Name	Wohnort	Fabrikat	Bewerber/Sponsor	Rnd.	Gesamtzeit	Diff.	Beste Zeit	In Rd.	Pkt.
1	4		Noah Brandt	GER-Breitenheim	Parolin/TM	PK Motorsport/	16	11:43.498		43.123	15	20
2	107	Ja	Julian Mueller	GER-Köln	Mach 1/TM	/Mach 1	16	11:45.055	1.557	43.207	9	18
3	3		Daniel Ruth	GER-Hasselroth	Parolin/TM	PAROLIN Deutschland MSR/WST/	16	11:45.257	1.759	42.969	13	16
4	68	Ja	Rick Hartmann	GER-Kamen	DR/TMP	Kart-Club-Sachsen/Team NKS	16	11:55.361	11.863	43.776	15	15
5	6		Sven Hayer	GER-Minserliittgen	CKR/TM	Snake Racing/Snake Racing	16	11:55.617	12.119	43.811	15	14
6	105	Ja	Thomas Piert	GER-Sankt Augustin	Praga/TM	/Van Woerden Racing	16	11:55.935	12.437	43.604	15	13
7	22		Jan Kurras	GER-Schwalbach	CKR/TM	Snake-Racing/	16	11:56.532	13.034	43.769	15	12
8	123	Ja	Alexander Richter	GER-Dresden	DR/TM	ADAC Sachsen/Team NKS	16	12:00.833	17.335	44.009	14	11
9	127	Ja	Jan Raquet	GER-Frankenthal	CKR/TM	/Neu Racing	16	12:02.555	19.057	44.176	11	10
10	26	Ja	Karl Lukaschewsky	GER-Meerbusch	Praga/TM	van Worden Racing	16	12:02.739	19.241	44.073	11	9
11	2		Thiemo Blumenstiel	GER-Oberursel	CRG/TM	GTR Kartracing/	16	12:04.936	21.438	44.314	12	8
12	10		Nico Stagljar	GER-Bad Friedrichshall	/TM		16	12:07.605	24.107	44.083	16	7
13	9		Marvin Schönlein	GER-Reichshof	CRG/TM	RD Karting/RSC Westerwaldring	16	12:07.855	24.357	43.766	16	6
14	51		Thomas Mühling	GER-Rüdenau	CRG/TM	GTR-Kartracing/	16	12:18.202	34.704	44.944	14	20
15	179	Ja	Klaus Parnet	GER-Sinn	CRG/TM	MKII	16	12:21.030	37.532	45.225	12	18
16	28	Ja	Thorsten Migge	GER-Heidelberg	Birel/TM	Car Race Tec	16	12:21.127	37.629	44.258	14	5
17	399	Ja	Ulli Hohnstädt	GER-Sylt	Tony/Vortex	/Millennium	16	12:24.930	41.432	45.409	15	16
18	7		Simon Marx	GER-Seligenstadt	Intrepid/TM	MSC Wittgenborn/MSK Wittgenborn	16	12:26.049	42.551	45.059	16	4
19	30	Ja	Daniel Kroll	GER-Gelnhausen	Intrepid/TM	MKII	16	12:26.450	42.952	44.996	15	3
20	29	Ja	Raphael Riemann	GER-Frankfurt	GP/TM	Car Race Tec	16	12:27.366	43.868	45.412	9	15
21	8		Niklas Rosenbach	GER-Grünstadt	Parolin/Vortex	PAROLIN Deutschland MSR/WST/	16	12:28.425	44.927	44.962	8	2
22	53		Markus Rausch	GER-Ahlen	Maranello/TM	RRT Rausch-Racing-Team/Autoglas Rausch	16	12:29.430	45.932	45.283	10	14
23	178	Ja	Christian Eisenbers	GER-Burgstetten	CRG/TM	RMC Bassweiler/Neu Racing	16	12:30.242	46.744	45.168	14	13
24	169	Ja	Patric Kühn	GER-Karlsruhe	Birel/TM	Solgat Motorsport/TC Liedolsheim e.V	16	12:30.486	46.988	45.154	10	1
25	611	Ja	Jannik Jakobs	GER-			16	12:32.743	49.245	45.049	16	1
Nicht gewertet: (75% = 12 Rnd.)												
12			Mario Lauer	GER-Gründau	CRG/TM	CRG Deutschland/	9	6:51.249	7 Runden	44.119	9	0
23	Ja		Lukas Milos Vladoic	GER-Frankfurt	Lenzo/LKE	Bamberger Racing		4.390	16 Runden		0	0
NS	182	Ja	Stefan Kaiser	GER-	/TM				DNS		0	0
NS	180	Ja	Christoph Mutzl	GER-Pfarrkirchen	Tony/TM	MSC Straubing/MC Motorsport			DNS		0	0
NS	27	Ja	Philipp Wollenweber	GER-Euskirchen	Parolin/TM	/van Worden Racing			DNS		0	0
NS	181	Ja	Daniel Juretzko	GER-Öhringen	CKR/TM	HMC Öhringen/NEU Racing			DNS		0	0

Bemerkungen

Ergebnis vorbehaltlich technischen und sportlichen Nachuntersuchung

Gestartet: 27, Gewertet: 25, Nicht gewertet: 2

#169, #178, #611 +5Sec. Spoiler

Vorsprung	Ø km/h	Beste Rundenzeit	km/h	Beste Runde von
1.557	90,637	42.969	92,746	3 - Daniel Ruth

Reg-Nr.: K04/2019

Orbits

Rennleiter Andreas Ehm

Zeitnahme Camp Company

Gedruckt: 11.08.2019 19:07:26

Aushang: h

WAKC Kerpen

KZ2 + KZ2 Gentlemen

Kerpen 1,107 Km

2.Lauf

11.08.2019 17:45

Rennen (16 Runden) gestartet um 18:42:40

Pos.	Nr.	Ga	Name	Wohnort	Fabrikat	Bewerber/Sponsor	Rnd.	Gesamtzeit	Diff.	Beste Zeit	In Rd.	Pkt.
KZ2												
1	4		Noah Brandt	GER-Breitenheim	Parolin/TM	PK Motorsport/	16	11:43.498		43.123	15	20
2	107	Ja	Julian Mueller	GER-Köln	Mach 1/TM	/Mach 1	16	11:45.055	1.557	43.207	9	18
3	3		Daniel Ruth	GER-Hasselroth	Parolin/TM	PAROLIN Deutschland MSR/WST/	16	11:45.257	1.759	42.969	13	16
4	68	Ja	Rick Hartmann	GER-Kamen	DR/TMP	Kart-Club-Sachsen/Team NKS	16	11:55.361	11.863	43.776	15	15
5	6		Sven Hayer	GER-Minserlittgen	CKR/TM	Snake Racing/Snake Racing	16	11:55.617	12.119	43.811	15	14
6	105	Ja	Thomas Piert	GER-Sankt Augustin	Praga/TM	/Van Woerden Racing	16	11:55.935	12.437	43.604	15	13
7	22		Jan Kurras	GER-Schwalbach	CKR/TM	Snake-Racing/	16	11:56.532	13.034	43.769	15	12
8	123	Ja	Alexander Richter	GER-Dresden	DR/TM	ADAC Sachsen/Team NKS	16	12:00.833	17.335	44.009	14	11
9	127	Ja	Jan Raquet	GER-Frankenthal	CKR/TM	/Neu Racing	16	12:02.555	19.057	44.176	11	10
10	26	Ja	Karl Lukaszewsky	GER-Meerbusch	Praga/TM	van Worden Racing	16	12:02.739	19.241	44.073	11	9
11	2		Thiemo Blumenstiel	GER-Oberursel	CRG/TM	GTR Karttracing/	16	12:04.936	21.438	44.314	12	8
12	10		Nico Stagljär	GER-Bad Friedrichshall	/TM		16	12:07.605	24.107	44.083	16	7
13	9		Marvin Schönlein	GER-Reichshof	CRG/TM	RD Karting/RSC Westerwaldring	16	12:07.855	24.357	43.766	16	6
14	28	Ja	Thorsten Migge	GER-Heidelberg	Birel/TM	Car Race Tec	16	12:21.127	37.629	44.258	14	5
15	7		Simon Marx	GER-Seligenstadt	Intrepid/TM	MSC Wittgenborn/MSC Wittgenborn	16	12:26.049	42.551	45.059	16	4
16	30	Ja	Daniel Kroll	GER-Gelnhausen	Intrepid/TM	MKII	16	12:26.450	42.952	44.996	15	3
17	8		Niklas Rosenbach	GER-Grünstadt	Parolin/Vortex	PAROLIN Deutschland MSR/WST/	16	12:28.425	44.927	44.962	8	2
18	169	Ja	Patric Kühn	GER-Karlsruhe	Birel/TM	Solgat Motorsport/TC Liedolsheim e.V	16	12:30.486	46.988	45.154	10	1
19	611	Ja	Jannik Jakobs	GER-			16	12:32.743	49.245	45.049	16	1
Nicht gewertet: (75% = 12 Rnd.)												
12			Mario Lauer	GER-Gründau	CRG/TM	CRG Deutschland/	9	6:51.249	7 Runden	44.119	9	0
23	Ja		Lukas Milos Vladic	GER-Frankfurt	Lenzo/LKE	Bamberger Racing		4.390	16 Runden		0	0
NS	27	Ja	Philipp Wollenweber	GER-Euskirchen	Parolin/TM	/van Worden Racing			DNS		0	0

KZ2-Gentlemen												
1	51		Thomas Mühling	GER-Rüdenau	CRG/TM	GTR-Karttracing/	16	12:18.202		44.944	14	20
2	179	Ja	Klaus Parnet	GER-Sinn	CRG/TM	MKII	16	12:21.030	2.828	45.225	12	18
3	399	Ja	Ulli Hohnstädt	GER-Sylt	Tony/Vortex	/Millennium	16	12:24.930	6.728	45.409	15	16
4	29	Ja	Raphael Riemann	GER-Frankfurt	GP/TM	Car Race Tec	16	12:27.366	9.164	45.412	9	15
5	53		Markus Rausch	GER-Ahlen	Maranello/TM	RRT Rausch-Racing-Team/Autoglas Rausch	16	12:29.430	11.228	45.283	10	14
6	178	Ja	Christian Eisenbers	GER-Burgstetten	CRG/TM	RMC Bassweiler/Neu Racing	16	12:30.242	12.040	45.168	14	13
Nicht gewertet: (75% = 12 Rnd.)												
NS	182	Ja	Stefan Kaiser	GER-	/TM				DNS		0	0
NS	180	Ja	Christoph Mutzl	GER-Pfarrkirchen	Tony/TM	MSC Straubing/MC Motorsport			DNS		0	0
NS	181	Ja	Daniel Juretzko	GER-Öhringen	CKR/TM	HMC Öhringen/NEU Racing			DNS		0	0

Bemerkungen

Ergebnis vorbehaltlich technischen und sportlichen Nachuntersuchung
 Gestartet: 27, Gewertet: 25, Nicht gewertet: 2
 #169, #178, #611 +5Sec. Spoiler

Vorsprung	Ø km/h	Beste Rundenzeit	km/h	Beste Runde von
1.557	90,637	42.969	92,746	3 - Daniel Ruth

Reg-Nr.: K04/2019

Orbits

Rennleiter Andreas Ehm

Zeitnahme Camp Company



WAKC Kerpen

KZ2 + KZ2 Gentleman

Kerpen 1,107 Km

2.Lauf

11.08.2019 17:45

Rennen (16 Runden) gestartet um 18:42:40

Runde	Rundenzeit	Diff.	Tageszeit
(4) Noah Brandt			
1	47.688	+4.565	18:43:31.396
2	44.446	+1.323	18:44:15.842
3	44.078	+0.955	18:44:59.920
4	44.032	+0.909	18:45:43.952
5	43.718	+0.595	18:46:27.670
6	43.559	+0.436	18:47:11.229
7	43.497	+0.374	18:47:54.726
8	43.292	+0.169	18:48:38.018
9	43.254	+0.131	18:49:21.272
10	43.161	+0.038	18:50:04.433
11	43.269	+0.146	18:50:47.702
12	43.208	+0.085	18:51:30.910
13	43.146	+0.023	18:52:14.056
14	43.219	+0.096	18:52:57.275
15	43.123		18:53:40.398
16	43.481	+0.358	18:54:23.879

Runde	Rundenzeit	Diff.	Tageszeit
(107) Julian Mueller			
1	50.162	+6.955	18:43:30.543
2	45.157	+1.950	18:44:15.700
3	44.770	+1.563	18:45:00.470
4	43.877	+0.670	18:45:44.347
5	43.645	+0.438	18:46:27.992
6	43.528	+0.321	18:47:11.520
7	43.483	+0.276	18:47:55.003
8	43.381	+0.174	18:48:38.384
9	43.207		18:49:21.591
10	43.235	+0.028	18:50:04.826
11	43.255	+0.048	18:50:48.081
12	43.273	+0.066	18:51:31.354
13	43.401	+0.194	18:52:14.755
14	43.567	+0.360	18:52:58.322
15	43.521	+0.314	18:53:41.843
16	43.593	+0.386	18:54:25.436

Runde	Rundenzeit	Diff.	Tageszeit
(3) Daniel Ruth			
1	50.751	+7.782	18:43:31.686
2	45.254	+2.285	18:44:16.940
3	45.429	+2.460	18:45:02.369
4	44.188	+1.219	18:45:46.557
5	43.852	+0.883	18:46:30.409
6	43.489	+0.520	18:47:13.898
7	43.265	+0.296	18:47:57.163
8	43.298	+0.329	18:48:40.461
9	43.180	+0.211	18:49:23.641
10	43.243	+0.274	18:50:06.884
11	43.195	+0.226	18:50:50.079
12	43.012	+0.043	18:51:33.091
13	42.969		18:52:16.060
14	43.100	+0.131	18:52:59.160
15	43.100	+0.131	18:53:42.260
16	43.378	+0.409	18:54:25.638

Runde	Rundenzeit	Diff.	Tageszeit
(68) Rick Hartmann			
1	47.889	+4.113	18:43:31.317
2	45.523	+1.747	18:44:16.840
3	45.415	+1.639	18:45:02.255
4	44.951	+1.175	18:45:47.206
5	44.308	+0.532	18:46:31.514
6	44.261	+0.485	18:47:15.775
7	44.455	+0.679	18:48:00.230
8	44.038	+0.262	18:48:44.268
9	43.959	+0.183	18:49:28.227
10	43.981	+0.205	18:50:12.208

Runde	Rundenzeit	Diff.	Tageszeit
11	44.088	+0.312	18:50:56.296
12	43.972	+0.196	18:51:40.268
13	43.957	+0.181	18:52:24.225
14	43.930	+0.154	18:53:08.155
15	43.776		18:53:51.931
16	43.811	+0.035	18:54:35.742

Runde	Rundenzeit	Diff.	Tageszeit
(6) Sven Hayer			
1	48.166	+4.355	18:43:32.795
2	45.135	+1.324	18:44:17.930
3	44.931	+1.120	18:45:02.861
4	44.716	+0.905	18:45:47.577
5	44.315	+0.504	18:46:31.892
6	44.305	+0.494	18:47:16.197
7	44.245	+0.434	18:48:00.442
8	43.971	+0.160	18:48:44.413
9	43.952	+0.141	18:49:28.365
10	43.988	+0.177	18:50:12.353
11	44.121	+0.310	18:50:56.474
12	44.000	+0.189	18:51:40.474
13	43.882	+0.071	18:52:24.356
14	43.981	+0.170	18:53:08.337
15	43.811		18:53:52.148
16	43.850	+0.039	18:54:35.998

Runde	Rundenzeit	Diff.	Tageszeit
(105) Thomas Piert			
1	49.117	+5.513	18:43:32.967
2	46.062	+2.458	18:44:19.029
3	44.811	+1.207	18:45:03.840
4	44.329	+0.725	18:45:48.169
5	44.299	+0.695	18:46:32.468
6	44.157	+0.553	18:47:16.625
7	44.380	+0.776	18:48:01.005
8	44.059	+0.455	18:48:45.064
9	44.053	+0.449	18:49:29.117
10	43.727	+0.123	18:50:12.844
11	44.072	+0.468	18:50:56.916
12	44.018	+0.414	18:51:40.934
13	43.962	+0.358	18:52:24.896
14	43.837	+0.233	18:53:08.733
15	43.604		18:53:52.337
16	43.979	+0.375	18:54:36.316

Runde	Rundenzeit	Diff.	Tageszeit
(22) Jan Kurras			
1	47.844	+4.075	18:43:32.198
2	45.196	+1.427	18:44:17.394
3	45.194	+1.425	18:45:02.588
4	44.799	+1.030	18:45:47.387
5	44.325	+0.556	18:46:31.712
6	44.297	+0.528	18:47:16.009
7	44.802	+1.033	18:48:00.811
8	43.955	+0.186	18:48:44.766
9	43.912	+0.143	18:49:28.678
10	43.923	+0.154	18:50:12.601
11	44.111	+0.342	18:50:56.712
12	43.999	+0.230	18:51:40.711
13	44.036	+0.267	18:52:24.747
14	44.355	+0.586	18:53:09.102
15	43.769		18:53:52.871
16	44.042	+0.273	18:54:36.913

Runde	Rundenzeit	Diff.	Tageszeit
(123) Alexander Richter			
1	48.405	+4.396	18:43:33.285
2	46.440	+2.431	18:44:19.725
3	45.160	+1.151	18:45:04.885
4	44.779	+0.770	18:45:49.664

Runde	Rundenzeit	Diff.	Tageszeit
5	44.999	+0.990	18:46:34.663
6	44.551	+0.542	18:47:19.214
7	44.429	+0.420	18:48:03.643
8	44.223	+0.214	18:48:47.866
9	44.246	+0.237	18:49:32.112
10	44.238	+0.229	18:50:16.350
11	44.288	+0.279	18:51:00.638
12	44.125	+0.116	18:51:44.763
13	44.106	+0.097	18:52:28.869
14	44.009		18:53:12.878
15	44.167	+0.158	18:53:57.045
16	44.169	+0.160	18:54:41.214

Runde	Rundenzeit	Diff.	Tageszeit
(127) Jan Raquet			
1	48.933	+4.757	18:43:34.105
2	45.980	+1.804	18:44:20.085
3	45.220	+1.044	18:45:05.305
4	45.066	+0.890	18:45:50.371
5	44.849	+0.673	18:46:35.220
6	44.484	+0.308	18:47:19.704
7	44.382	+0.206	18:48:04.086
8	44.207	+0.031	18:48:48.293
9	44.337	+0.161	18:49:32.630
10	44.449	+0.273	18:50:17.079
11	44.176		18:51:01.255
12	44.231	+0.055	18:51:45.486
13	44.524	+0.348	18:52:30.010
14	44.249	+0.073	18:53:14.259
15	44.316	+0.140	18:53:58.575
16	44.361	+0.185	18:54:42.936

Runde	Rundenzeit	Diff.	Tageszeit
(26) Karl Lukaschewsky			
1	49.111	+5.038	18:43:33.851
2	46.525	+2.452	18:44:20.376
3	45.222	+1.149	18:45:05.598
4	44.940	+0.867	18:45:50.538
5	44.883	+0.810	18:46:35.421
6	44.482	+0.409	18:47:19.903
7	44.481	+0.408	18:48:04.384
8	44.261	+0.188	18:48:48.645
9	44.158	+0.085	18:49:32.803
10	44.580	+0.507	18:50:17.383
11	44.073		18:51:01.456
12	44.185	+0.112	18:51:45.641
13	44.581	+0.508	18:52:30.222
14	44.236	+0.163	18:53:14.458
15	44.387	+0.314	18:53:58.845
16	44.275	+0.202	18:54:43.120

Runde	Rundenzeit	Diff.	Tageszeit
(2) Thiemo Blumenstiel			
1	49.374	+5.060	18:43:34.441
2	46.266	+1.952	18:44:20.707
3	45.176	+0.862	18:45:05.883
4	44.903	+0.589	18:45:50.786
5	45.045	+0.731	18:46:35.831
6	44.599	+0.285	18:47:20.430
7	44.469	+0.155	18:48:04.899
8	44.347	+0.033	18:48:49.246
9	44.666	+0.352	18:49:33.912
10	44.458	+0.144	18:50:18.370
11	44.387	+0.073	18:51:02.757
12	44.314		18:51:47.071
13	44.491	+0.177	18:52:31.562
14	44.493	+0.179	18:53:16.055
15	44.607	+0.293	18:54:00.662
16	44.655	+0.341	18:54:45.317

Reg-Nr.: K04/2019

Orbits

Rennleiter Andreas Ehm

Zeitnahme Monika Riehmers

Andreas Ehm

Monika Riehmers

Gedruckt: 11.08.2019 19:09:29

Aushang: h



WAKC Kerpen

KZ2 + KZ2 Gentlemen

Kerpen 1,107 Km

2.Lauf

11.08.2019 17:45

Rennen (16 Runden) gestartet um 18:42:40

Runde	Rundenzeit	Diff.	Tageszeit
(10) Nico Stagljær			
1	49.768	+5.685	18:43:36.145
2	47.035	+2.952	18:44:23.180
3	45.161	+1.078	18:45:08.341
4	45.816	+1.733	18:45:54.157
5	45.958	+1.875	18:46:40.115
6	44.845	+0.762	18:47:24.960
7	44.568	+0.485	18:48:09.528
8	44.212	+0.129	18:48:53.740
9	44.431	+0.348	18:49:38.171
10	44.568	+0.485	18:50:22.739
11	44.308	+0.225	18:51:07.047
12	44.259	+0.176	18:51:51.306
13	44.298	+0.215	18:52:35.604
14	44.128	+0.045	18:53:19.732
15	44.171	+0.088	18:54:03.903
16	44.083		18:54:47.986

Runde	Rundenzeit	Diff.	Tageszeit
(9) Marvin Schönlein			
1	51.525	+7.759	18:43:36.425
2	46.886	+3.120	18:44:23.311
3	45.323	+1.557	18:45:08.634
4	45.645	+1.879	18:45:54.279
5	46.033	+2.267	18:46:40.312
6	46.230	+2.464	18:47:26.542
7	44.342	+0.576	18:48:10.884
8	44.165	+0.399	18:48:55.049
9	44.671	+0.905	18:49:39.720
10	44.249	+0.483	18:50:23.969
11	44.228	+0.462	18:51:08.197
12	44.089	+0.323	18:51:52.286
13	44.132	+0.366	18:52:36.418
14	44.218	+0.452	18:53:20.636
15	43.834	+0.068	18:54:04.470
16	43.766		18:54:48.236

Runde	Rundenzeit	Diff.	Tageszeit
(51) Thomas Mühlhng			
1	49.690	+4.746	18:43:35.000
2	47.090	+2.146	18:44:22.090
3	45.922	+0.978	18:45:08.012
4	45.875	+0.931	18:45:53.887
5	46.135	+1.191	18:46:40.022
6	46.366	+1.422	18:47:26.388
7	45.452	+0.508	18:48:11.840
8	45.454	+0.510	18:48:57.294
9	45.395	+0.451	18:49:42.689
10	45.172	+0.228	18:50:27.861
11	45.317	+0.373	18:51:13.178
12	45.258	+0.314	18:51:58.436
13	44.996	+0.052	18:52:43.432
14	44.944		18:53:28.376
15	45.134	+0.190	18:54:13.510
16	45.073	+0.129	18:54:58.583

Runde	Rundenzeit	Diff.	Tageszeit
(179) Klaus Parnet			
1	49.484	+4.259	18:43:34.789
2	47.073	+1.848	18:44:21.862
3	46.395	+1.170	18:45:08.257
4	46.741	+1.516	18:45:54.998
5	45.835	+0.610	18:46:40.833
6	46.065	+0.840	18:47:26.898
7	45.228	+0.003	18:48:12.126
8	45.484	+0.259	18:48:57.610
9	45.460	+0.235	18:49:43.070
10	45.257	+0.032	18:50:28.327

Runde	Rundenzeit	Diff.	Tageszeit
11	45.718	+0.493	18:51:14.045
12	45.225		18:51:59.270
13	45.303	+0.078	18:52:44.573
14	45.386	+0.161	18:53:29.959
15	45.647	+0.422	18:54:15.606
16	45.805	+0.580	18:55:01.411

Runde	Rundenzeit	Diff.	Tageszeit
(28) Thorsten Migge			
1	50.646	+6.388	18:43:37.097
2	46.701	+2.443	18:44:23.798
3	46.959	+2.701	18:45:10.757
4	46.341	+2.083	18:45:57.098
5	46.407	+2.149	18:46:43.505
6	45.980	+1.722	18:47:29.485
7	45.718	+1.460	18:48:15.203
8	45.805	+1.547	18:49:01.008
9	45.309	+1.051	18:49:46.317
10	45.159	+0.901	18:50:31.476
11	45.723	+1.465	18:51:17.199
12	44.572	+0.314	18:52:01.771
13	44.483	+0.225	18:52:46.254
14	44.258		18:53:30.512
15	45.202	+0.944	18:54:15.714
16	45.794	+1.536	18:55:01.508

Runde	Rundenzeit	Diff.	Tageszeit
(399) Ulli Hohnstädt			
1	50.482	+5.073	18:43:36.061
2	47.014	+1.605	18:44:23.075
3	47.333	+1.924	18:45:10.408
4	46.267	+0.858	18:45:56.675
5	46.174	+0.765	18:46:42.849
6	45.724	+0.315	18:47:28.573
7	46.149	+0.740	18:48:14.722
8	45.587	+0.178	18:49:00.309
9	45.446	+0.037	18:49:45.755
10	45.422	+0.013	18:50:31.177
11	45.899	+0.490	18:51:17.076
12	46.035	+0.626	18:52:03.111
13	45.827	+0.418	18:52:48.938
14	45.516	+0.107	18:53:34.454
15	45.409		18:54:19.863
16	45.448	+0.039	18:55:05.311

Runde	Rundenzeit	Diff.	Tageszeit
(7) Simon Marx			
1	50.542	+5.483	18:43:36.706
2	46.906	+1.847	18:44:23.612
3	46.946	+1.887	18:45:10.558
4	46.410	+1.351	18:45:56.968
5	46.358	+1.299	18:46:43.326
6	45.743	+0.684	18:47:29.069
7	45.812	+0.753	18:48:14.881
8	45.920	+0.861	18:49:00.801
9	45.738	+0.679	18:49:46.539
10	45.313	+0.254	18:50:31.852
11	45.878	+0.819	18:51:17.730
12	45.931	+0.872	18:52:03.661
13	46.488	+1.429	18:52:50.149
14	45.895	+0.836	18:53:36.044
15	45.327	+0.268	18:54:21.371
16	45.059		18:55:06.430

Runde	Rundenzeit	Diff.	Tageszeit
(30) Daniel Kroll			
1	51.833	+6.837	18:43:38.401
2	46.525	+1.529	18:44:24.926
3	47.021	+2.025	18:45:11.947
4	46.175	+1.179	18:45:58.122

Runde	Rundenzeit	Diff.	Tageszeit
5	46.224	+1.228	18:46:44.346
6	47.010	+2.014	18:47:31.356
7	45.569	+0.573	18:48:16.925
8	45.642	+0.646	18:49:02.567
9	45.918	+0.922	18:49:48.485
10	45.019	+0.023	18:50:33.504
11	45.956	+0.960	18:51:19.460
12	45.276	+0.280	18:52:04.736
13	46.414	+1.418	18:52:51.150
14	45.459	+0.463	18:53:36.609
15	44.996		18:54:21.605
16	45.226	+0.230	18:55:06.831

Runde	Rundenzeit	Diff.	Tageszeit
(29) Raphael Riemann			
1	51.231	+5.819	18:43:38.238
2	46.523	+1.111	18:44:24.761
3	47.326	+1.914	18:45:12.087
4	46.570	+1.158	18:45:58.657
5	46.510	+1.098	18:46:45.167
6	46.005	+0.593	18:47:31.172
7	45.488	+0.076	18:48:16.660
8	45.575	+0.163	18:49:02.235
9	45.412		18:49:47.647
10	45.779	+0.367	18:50:33.426
11	45.606	+0.194	18:51:19.032
12	45.599	+0.187	18:52:04.631
13	45.936	+0.524	18:52:50.567
14	46.037	+0.625	18:53:36.604
15	45.517	+0.105	18:54:22.121
16	45.626	+0.214	18:55:07.747

Runde	Rundenzeit	Diff.	Tageszeit
(8) Niklas Rosenbach			
1	52.868	+7.906	18:43:39.609
2	46.017	+1.055	18:44:25.626
3	46.479	+1.517	18:45:12.105
4	46.132	+1.170	18:45:58.237
5	46.423	+1.461	18:46:44.660
6	48.230	+3.268	18:47:32.890
7	45.236	+0.274	18:48:18.126
8	44.962		18:49:03.088
9	45.835	+0.873	18:49:48.923
10	45.034	+0.072	18:50:33.957
11	45.791	+0.829	18:51:19.748
12	46.288	+1.326	18:52:06.036
13	45.658	+0.696	18:52:51.694
14	45.584	+0.622	18:53:37.278
15	46.333	+1.371	18:54:23.611
16	45.195	+0.233	18:55:08.806

Runde	Rundenzeit	Diff.	Tageszeit
(53) Markus Rausch			
1	50.612	+5.329	18:43:37.815
2	46.669	+1.386	18:44:24.484
3	46.998	+1.715	18:45:11.482
4	46.294	+1.011	18:45:57.776
5	46.340	+1.057	18:46:44.116
6	45.697	+0.414	18:47:29.813
7	46.042	+0.759	18:48:15.855
8	45.343	+0.060	18:49:01.198
9	45.606	+0.323	18:49:46.804
10	45.283		18:50:32.087
11	45.824	+0.541	18:51:17.911
12	45.886	+0.603	18:52:03.797
13	47.615	+2.332	18:52:51.412
14	45.378	+0.095	18:53:36.790
15	45.461	+0.178	18:54:22.251
16	47.560	+2.277	18:55:09.811

WAKC Kerpen

KZ2 + KZ2 Gentleman

Kerpen 1,107 Km

2.Lauf

11.08.2019 17:45

Rennen (16 Runden) gestartet um 18:42:40

Runde	Rundenzeit	Diff.	Tageszeit	Runde	Rundenzeit	Diff.	Tageszeit	Runde	Rundenzeit	Diff.	Tageszeit
(178) Christian Eisenbers											
1	51.517	+6.349	18:43:37.359								
2	46.703	+1.535	18:44:24.062								
3	46.868	+1.700	18:45:10.930								
4	46.357	+1.189	18:45:57.287								
5	46.474	+1.306	18:46:43.761								
6	45.576	+0.408	18:47:29.337								
7	45.701	+0.533	18:48:15.038								
8	45.546	+0.378	18:49:00.584								
9	45.381	+0.213	18:49:45.965								
10	45.367	+0.199	18:50:31.332								
11	46.078	+0.910	18:51:17.410								
12	46.591	+1.423	18:52:04.001								
13	45.549	+0.381	18:52:49.550								
14	45.168		18:53:34.718								
15	45.390	+0.222	18:54:20.108								
16	45.515	+0.347	18:55:05.623								
(169) Patric Kühn											
1	50.761	+5.607	18:43:37.605								
2	46.668	+1.514	18:44:24.273								
3	47.067	+1.913	18:45:11.340								
4	46.195	+1.041	18:45:57.535								
5	46.423	+1.269	18:46:43.958								
6	46.136	+0.982	18:47:30.094								
7	45.790	+0.636	18:48:15.884								
8	45.613	+0.459	18:49:01.497								
9	46.236	+1.082	18:49:47.733								
10	45.154		18:50:32.887								
11	45.247	+0.093	18:51:18.134								
12	46.123	+0.969	18:52:04.257								
13	45.509	+0.355	18:52:49.766								
14	45.171	+0.017	18:53:34.937								
15	45.381	+0.227	18:54:20.318								
16	45.549	+0.395	18:55:05.867								
(611) Jannik Jakobs											
1	51.667	+6.618	18:43:38.730								
2	46.506	+1.457	18:44:25.236								
3	47.208	+2.159	18:45:12.444								
4	46.414	+1.365	18:45:58.858								
5	46.534	+1.485	18:46:45.392								
6	46.119	+1.070	18:47:31.511								
7	45.620	+0.571	18:48:17.131								
8	45.559	+0.510	18:49:02.690								
9	45.933	+0.884	18:49:48.623								
10	45.143	+0.094	18:50:33.766								
11	46.047	+0.998	18:51:19.813								
12	45.810	+0.761	18:52:05.623								
13	45.919	+0.870	18:52:51.542								
14	45.430	+0.381	18:53:36.972								
15	46.103	+1.054	18:54:23.075								
16	45.049		18:55:08.124								
(12) Mario Lauer											
1	49.011	+4.892	18:43:32.812								
2	46.321	+2.202	18:44:19.133								
3	45.406	+1.287	18:45:04.539								
4	45.039	+0.920	18:45:49.578								
5	44.869	+0.750	18:46:34.447								
6	44.325	+0.206	18:47:18.772								
7	44.401	+0.282	18:48:03.173								
8	44.338	+0.219	18:48:47.511								
9	44.119		18:49:31.630								

WAKC Kerpen

KZ2 + KZ2 Gentlemen

Kerpen 1,107 Km

Tageswertung KZ2

Pos.	Nr.	Nachname	Vorname	Bewerber/Sponsor	Fabrikat	R1	R2	Gesamtpunktzahl
1	107	Mueller	Julian	/Mach 1	Mach 1/TM	20	18	38
2	4	Brandt	Noah	PK Motorsport/	Parolin/TM	16	20	36
3	3	Ruth	Daniel	PAROLIN Deutschland MSR/WST/	Parolin/TM	18	16	34
4	68	Hartmann	Rick	Kart-Club-Sachsen/Team NKS	DR/TMP	15	15	30
5	105	Piert	Thomas	/Van Woerden Racing	Praga/TM	14	13	27
6	22	Kurras	Jan	Snake-Racing/	CKR/TM	12	12	24
7	6	Hayer	Sven	Snake Racing/Snake Racing	CKR/TM	9	14	23
8	26	Lukaschewsky	Karl	van Worden Racing	Praga/TM	10	9	19
9	123	Richter	Alexander	ADAC Sachsen/Team NKS	DR/TM	8	11	19
10	127	Raquet	Jan	/Neu Racing	CKR/TM	5	10	15
11	2	Blumenstiel	Thiemo	GTR Kartracing/	CRG/TM	6	8	14
12	12	Lauer	Mario	CRG Deutschland/	CRG/TM	13	0	13
13	9	Schönlein	Marvin	RD Karting/RSC Westerwaldring	CRG/TM	7	6	13
14	23	Vladic	Lukas Milos	Bamberger Racing	Lenzo/LKE	11	0	11
15	28	Migge	Thorsten	Car Race Tec	Birel/TM	3	5	8
16	10	Stagljar	Nico		/TM	0	7	7
17	30	Kroll	Daniel	MKII	Intrepid/TM	4	3	7
18	7	Marx	Simon	MSC Wittgenborn/MSC Wittgenborn	Intrepid/TM	2	4	6
19	8	Rosenbach	Niklas	PAROLIN Deutschland MSR/WST/	Parolin/Vortex	0	2	2
20	611	Jakobs	Jannik			0	1	1
21	169	Kühn	Patric	Solgat Motorsport/TC Liedolsheim €	Birel/TM	0	1	1
22	27	Wollenweber	Philipp	/van Worden Racing	Parolin/TM	0	0	0

Bemerkungen

Ergebnis vorbehaltlich technischen und sportlichen Nachuntersuchung

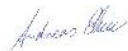
Reg-Nr.: K04/2019

Orbits

Rennleiter Andreas Ehm

Zeitnahme Monika Riehmers








Gedruckt: 11.08.2019 19:35:09

Aushang:

h

WAKC Kerpen

KZ2 + KZ2 Gentlemen

Kerpen 1,107 Km

Tageswertung KZ2 Gentlemen

Pos.	Nr.	Nachname	Vorname	Bewerber/Sponsor	Fabrikat	R1	R2	Gesamtpunktzahl
1	51	Mühling	Thomas	GTR-Kartracing/	CRG/TM	18	20	38
2	178	Eisenbers	Christian	RMC Bassweiler/Neu Racing	CRG/TM	20	13	33
3	179	Parnet	Klaus	MKII	CRG/TM	15	18	33
4	399	Hohnstädt	Ulli	/Millennium	Tony/Vortex	14	16	30
5	29	Riemann	Raphael	Car Race Tec	GP/TM	13	15	28
6	182	Kaiser	Stefan		/TM	16	0	16
7	53	Rausch	Markus	RRT Rausch-Racing-Team/Autoglas	Maranello/TM	0	14	14
8	180	Mutzl	Christoph	MSC Straubing/MC Motorsport	Tony/TM	12	0	12
9	181	Juretzko	Daniel	HMC Öhringen/NEU Racing	CKR/TM	0	0	0

Bemerkungen

Ergebnis vorbehaltlich technischen und sportlichen Nachuntersuchung

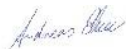
Reg-Nr.: K04/2019

Orbits

Rennleiter Andreas Ehm

Zeitnahme Monika Riehmers








Gedruckt: 11.08.2019 19:36:06

Aushang:

h

WAKC Kerpen

OK Junioren

Kerpen 1,107 Km

Freies Training

11.08.2019 09:30

Training (9:00 Zeit) gestartet um 9:35:54

Pos.	Nr.	Name	Wohnort	Fabrikat	Bewerber/Sponsor	Rnd.	Beste Zeit	Diff.	In Rd.	km/h
1	75	Daniel Gregor	GER-Leinsweiler	KR/TM	ADAC Team Pfalz/Junior Team 75	10	44.649		8	89,256
2	106	Luca Leistra	GER-Brasschat	Praga/TM	/RS Schumacher Racing	11	44.947	0.298	11	88,664
3	104	Maximilian Rehm	GER-Blaubeuren	CRG/TM	AMC Ehningen/Rehm Racing	10	45.260	0.611	8	88,051
4	56	Julien-Noel Rehberg	GER-Haltern am See	Tony/TM	Kartshop Ampfing/Darmas Performance/R	12	45.285	0.636	12	88,003
5	28	Leon Buchmüller	GER-Beudingbostel	Praga/TM	AMC Diepholz/RS Schumacher Racing	12	45.336	0.687	12	87,904
6	93	Vincent Andronaco	GER-Werstort	Intrepid/IAME		11	45.368	0.719	7	87,842
7	123	Wenhu Lu	CHN-Shanghai	Maranello/TM	/Rexon Motors	12	45.453	0.804	11	87,677
8	107	Piet Matthes	GER-Siebenlehn	Tony/Vortex	ADAC Kart Junior Team/Millennium Racing	10	45.455	0.806	10	87,674
9	74	Paul Ducoffre	GER-Bedburg	CRG/Iame	CRG Keijzer Racing/KCK Kerpen	12	45.464	0.815	11	87,656
10	11	Julien Koch	GER-Wehrheim	Gillard/Iame	ADAC Hessen Thüringen/ADAC Hessen Th	9	45.566	0.917	8	87,460
11	91	Dominik Reuters	GER-Herzogenrath	Praga/TM		11	45.626	0.977	9	87,345
12	8	Luca Inderfurth	GER-Lahr	CRG/TM	RL Comeption	11	45.642	0.993	8	87,314
13	103	Lilly Zug	GER-Mitterscheiern	CRG/TM	RL Competition	11	45.668	1.019	8	87,265
14	101	Fynn Hartwig	GER-Peine	Maranello/	SRP racing Team	11	45.684	1.035	8	87,234
15	44	Jesse Kirkby	GER-Dassel	Maranello/TM	/SRP Racing Team	9	45.707	1.058	8	87,190
16	15	Paul Braunhold	GER-Fürth	PAROLIN/TM	PAROLIN Deutschland MSR/WST/	12	45.823	1.174	7	86,969
17	108	Franz Baumheier	GER-Lauf an der Pregnitz	CRG/Iame	/RS-Motorsport	11	45.853	1.204	6	86,913
18	20	Theo Oeverhaus	GER-Osnabrück	/	RMW Motorsport	10	45.887	1.238	6	86,848
19	92	Thomas Rackl	GER-Berching	Kosmic/TM	MSC Berching/ADAC Nordbayern	10	46.115	1.466	9	86,419
20	24	David Jaromin	GER-Windeck	Maranello/TM	SRP Racing Team/KCK Kerpen	11	46.191	1.542	6	86,277
21	33	Can Sener	GER-Stuttgart	Tony/Vortex	Motorsport-Club Stuttgart/Dischner Racing	12	46.335	1.686	12	86,008
22	105	Luca Wehrli	GER-Kapstadt	RS/IAME	/RMW Motorsport	11	46.408	1.759	11	85,873
23	102	Michael Perthel	GER-München	CRG/TM	RL Competition	11	46.485	1.836	9	85,731
24	94	Tizian Heincke	GER-Assing	Tony/TM		11	46.642	1.993	11	85,442
25	14	Sebastian Hippler	GER-Bad Kissingen	CRG/	/MSC Bad Brückenau	11	46.760	2.111	6	85,227
26	401	Philip Wiskirchen	GER-Euskirchen	Tony/IAME	RMW Motorsport/AC Rübenach	5	46.988	2.339	5	84,813
27	109	Elijah Saia	GER-Deggingen	Parolin/TM	/ECS Racing Team	10	47.171	2.522	3	84,484

Reg-Nr.: K04/2019

Orbits

Rennleiter Andreas Ehm

Zeitnahme Monika Riehmers






Gedruckt: 11.08.2019 09:46:11

Aushang:

h

WAKC Kerpen

OK Junioren

Kerpen 1,107 Km

Freies Training

11.08.2019 09:30

Training (9:00 Zeit) gestartet um 9:35:54

Runde	Rundenzeit	Diff.	Tageszeit
(75) Daniel Gregor			
1	49.934	+5.285	9:38:10.614
2	45.736	+1.087	9:38:56.350
3	45.152	+0.503	9:39:41.502
4	44.891	+0.242	9:40:26.393
5	46.020	+1.371	9:41:12.413
6	45.507	+0.858	9:41:57.920
7	45.308	+0.659	9:42:43.228
8	44.649		9:43:27.877
9	44.961	+0.312	9:44:12.838
10	45.294	+0.645	9:44:58.132

Runde	Rundenzeit	Diff.	Tageszeit
(106) Luca Leistra			
1	50.048	+5.101	9:37:32.086
2	46.190	+1.243	9:38:18.276
3	45.665	+0.718	9:39:03.941
4	45.329	+0.382	9:39:49.270
5	45.704	+0.757	9:40:34.974
6	45.327	+0.380	9:41:20.301
7	45.126	+0.179	9:42:05.427
8	45.089	+0.142	9:42:50.516
9	45.846	+0.899	9:43:36.362
10	45.119	+0.172	9:44:21.481
11	44.947		9:45:06.428

Runde	Rundenzeit	Diff.	Tageszeit
(104) Maximilian Rehm			
1	49.098	+3.838	9:37:36.272
2	46.449	+1.189	9:38:22.721
3	45.963	+0.703	9:39:08.684
4	46.028	+0.768	9:39:54.712
5	45.865	+0.605	9:40:40.577
6	45.700	+0.440	9:41:26.277
7	45.498	+0.238	9:42:11.775
8	45.260		9:42:57.035
9	1:19.922	+34.662	9:44:16.957
10	48.371	+3.111	9:45:05.328

Runde	Rundenzeit	Diff.	Tageszeit
(56) Julien-Noel Rehberg			
1	49.305	+4.020	9:36:59.540
2	46.863	+1.578	9:37:46.403
3	46.000	+0.715	9:38:32.403
4	45.993	+0.708	9:39:18.396
5	45.609	+0.324	9:40:04.005
6	46.323	+1.038	9:40:50.328
7	45.525	+0.240	9:41:35.853
8	45.555	+0.270	9:42:21.408
9	45.336	+0.051	9:43:06.744
10	46.649	+1.364	9:43:53.393
11	45.795	+0.510	9:44:39.188
12	45.285		9:45:24.473

Runde	Rundenzeit	Diff.	Tageszeit
(28) Leon Buchmüller			
1	49.128	+3.792	9:37:00.558
2	46.935	+1.599	9:37:47.493
3	47.629	+2.293	9:38:35.122
4	47.244	+1.908	9:39:22.366
5	45.829	+0.493	9:40:08.195
6	45.949	+0.613	9:40:54.144
7	45.609	+0.273	9:41:39.753
8	45.753	+0.417	9:42:25.506
9	45.596	+0.260	9:43:11.102
10	45.864	+0.528	9:43:56.966
11	46.120	+0.784	9:44:43.086
12	45.336		9:45:28.422

Runde	Rundenzeit	Diff.	Tageszeit
(93) Vincent Andronaco			
1	56.246	+10.878	9:37:19.030
2	46.295	+0.927	9:38:05.325
3	45.908	+0.540	9:38:51.233
4	51.346	+5.978	9:39:42.579
5	47.096	+1.728	9:40:29.675
6	45.608	+0.240	9:41:15.283
7	45.368		9:42:00.651
8	45.635	+0.267	9:42:46.286
9	46.136	+0.768	9:43:32.422
10	45.678	+0.310	9:44:18.100
11	45.891	+0.523	9:45:03.991

Runde	Rundenzeit	Diff.	Tageszeit
(123) Wenhui Lu			
1	50.155	+4.702	9:36:57.970
2	47.210	+1.757	9:37:45.180
3	46.620	+1.167	9:38:31.800
4	45.937	+0.484	9:39:17.737
5	45.911	+0.458	9:40:03.648
6	45.665	+0.212	9:40:49.313
7	45.691	+0.238	9:41:35.004
8	45.797	+0.344	9:42:20.801
9	45.773	+0.320	9:43:06.574
10	45.672	+0.219	9:43:52.246
11	45.453		9:44:37.699
12	45.694	+0.241	9:45:23.393

Runde	Rundenzeit	Diff.	Tageszeit
(107) Piet Matthes			
1	49.675	+4.220	9:37:38.372
2	46.299	+0.844	9:38:24.671
3	45.863	+0.408	9:39:10.534
4	45.710	+0.255	9:39:56.244
5	1:15.077	+29.622	9:41:11.321
6	47.018	+1.563	9:41:58.339
7	45.528	+0.073	9:42:43.867
8	46.263	+0.808	9:43:30.130
9	45.622	+0.167	9:44:15.752
10	45.455		9:45:01.207

Runde	Rundenzeit	Diff.	Tageszeit
(74) Paul Ducoffre			
1	49.112	+3.648	9:36:59.858
2	47.387	+1.923	9:37:47.245
3	48.101	+2.637	9:38:35.346
4	46.806	+1.342	9:39:22.152
5	45.816	+0.352	9:40:07.968
6	45.632	+0.168	9:40:53.600
7	45.886	+0.422	9:41:39.486
8	45.498	+0.034	9:42:24.984
9	45.545	+0.081	9:43:10.529
10	45.705	+0.241	9:43:56.234
11	45.464		9:44:41.698
12	45.905	+0.441	9:45:27.603

Runde	Rundenzeit	Diff.	Tageszeit
(11) Julien Koch			
1	51.001	+5.435	9:37:37.910
2	46.595	+1.029	9:38:24.505
3	46.660	+1.094	9:39:11.165
4	46.153	+0.587	9:39:57.318
5	45.743	+0.177	9:40:43.061
6	45.611	+0.045	9:41:28.672
7	45.853	+0.287	9:42:14.525
8	45.566		9:43:00.091
9	45.689	+0.123	9:43:45.780

Runde	Rundenzeit	Diff.	Tageszeit
(91) Dominik Reuters			
1	51.652	+6.026	9:37:11.094

Runde	Rundenzeit	Diff.	Tageszeit
2	47.688	+2.062	9:37:58.782
3	46.779	+1.153	9:38:45.561
4	46.869	+1.243	9:39:32.430
5	47.162	+1.536	9:40:19.592
6	46.804	+1.178	9:41:06.396
7	46.375	+0.749	9:41:52.771
8	46.078	+0.452	9:42:38.849
9	45.626		9:43:24.475
10	46.497	+0.871	9:44:10.972
11	46.897	+1.271	9:44:57.869

Runde	Rundenzeit	Diff.	Tageszeit
(8) Luca Inderfurth			
1	51.118	+5.476	9:37:11.365
2	48.035	+2.393	9:37:59.400
3	47.021	+1.379	9:38:46.421
4	46.414	+0.772	9:39:32.835
5	47.150	+1.508	9:40:19.985
6	46.116	+0.474	9:41:06.101
7	46.450	+0.808	9:41:52.551
8	45.642		9:42:38.193
9	45.915	+0.273	9:43:24.108
10	45.928	+0.286	9:44:10.036
11	45.862	+0.220	9:44:55.898

Runde	Rundenzeit	Diff.	Tageszeit
(103) Lilly Zug			
1	49.234	+3.566	9:37:12.083
2	47.432	+1.764	9:37:59.515
3	46.591	+0.923	9:38:46.106
4	46.673	+1.005	9:39:32.779
5	46.949	+1.281	9:40:19.728
6	46.265	+0.597	9:41:05.993
7	46.126	+0.458	9:41:52.119
8	45.668		9:42:37.787
9	1:19.614	+33.946	9:43:57.401
10	47.136	+1.468	9:44:44.537
11	45.795	+0.127	9:45:30.332

Runde	Rundenzeit	Diff.	Tageszeit
(101) Fynn Hartwig			
1	53.734	+8.050	9:37:39.970
2	47.274	+1.590	9:38:27.244
3	46.576	+0.892	9:39:13.820
4	46.232	+0.548	9:40:00.052
5	46.169	+0.485	9:40:46.221
6	45.905	+0.221	9:41:32.126
7	45.773	+0.089	9:42:17.899
8	45.684		9:43:03.583
9	46.192	+0.508	9:43:49.775
10	45.871	+0.187	9:44:35.646
11	46.174	+0.490	9:45:21.820

Runde	Rundenzeit	Diff.	Tageszeit
(44) Jesse Kirkby			
1	50.780	+5.073	9:37:35.352
2	47.257	+1.550	9:38:22.609
3	46.490	+0.783	9:39:09.099
4	46.097	+0.390	9:39:55.196
5	46.238	+0.531	9:40:41.434
6	45.978	+0.271	9:41:27.412
7	45.836	+0.129	9:42:13.248
8	45.707		9:42:58.955
9	46.381	+0.674	9:43:45.336

Runde	Rundenzeit	Diff.	Tageszeit
(15) Paul Braunhold			
1	51.041	+5.218	9:36:57.709
2	47.958	+2.135	9:37:45.667
3	46.532	+0.709	9:38:32.199
4	46.545	+0.722	9:39:18.744

WAKC Kerpen

OK Junioren

Kerpen 1,107 Km

Freies Training

11.08.2019 09:30

Training (9:00 Zeit) gestartet um 9:35:54

Runde	Rundenzeit	Diff.	Tageszeit
5	46.199	+0.376	9:40:04.943
6	45.970	+0.147	9:40:50.913
7	45.823		9:41:36.736
8	46.943	+1.120	9:42:23.679
9	45.924	+0.101	9:43:09.603
10	46.043	+0.220	9:43:55.646
11	46.312	+0.489	9:44:41.958
12	46.112	+0.289	9:45:28.070

(108) Franz Baumheier

Runde	Rundenzeit	Diff.	Tageszeit
1	53.957	+8.104	9:37:39.232
2	47.663	+1.810	9:38:26.895
3	46.710	+0.857	9:39:13.605
4	46.263	+0.410	9:39:59.868
5	46.213	+0.360	9:40:46.081
6	45.853		9:41:31.934
7	52.295	+6.442	9:42:24.229
8	46.082	+0.229	9:43:10.311
9	46.471	+0.618	9:43:56.782
10	46.651	+0.798	9:44:43.433
11	46.157	+0.304	9:45:29.590

(20) Theo Oeverhaus

Runde	Rundenzeit	Diff.	Tageszeit
1	49.587	+3.700	9:37:01.732
2	47.298	+1.411	9:37:49.030
3	46.905	+1.018	9:38:35.935
4	46.935	+1.048	9:39:22.870
5	46.299	+0.412	9:40:09.169
6	45.887		9:40:55.056
7	45.955	+0.068	9:41:41.011
8	46.024	+0.137	9:42:27.035
9	45.939	+0.052	9:43:12.974
10	1:41.525	+55.638	9:44:54.499

(92) Thomas Rackl

Runde	Rundenzeit	Diff.	Tageszeit
1	53.033	+6.918	9:37:10.371
2	47.723	+1.608	9:37:58.094
3	47.164	+1.049	9:38:45.258
4	47.045	+0.930	9:39:32.303
5	48.773	+2.658	9:40:21.076
6	46.973	+0.858	9:41:08.049
7	46.608	+0.493	9:41:54.657
8	46.406	+0.291	9:42:41.063
9	46.115		9:43:27.178
10	46.953	+0.838	9:44:14.131

(24) David Jaromin

Runde	Rundenzeit	Diff.	Tageszeit
1	49.833	+3.642	9:36:59.139
2	47.845	+1.654	9:37:46.984
3	46.939	+0.748	9:38:33.923
4	46.795	+0.604	9:39:20.718
5	46.349	+0.158	9:40:07.067
6	46.191		9:40:53.258
7	46.849	+0.658	9:41:40.107
8	46.196	+0.005	9:42:26.303
9	1:27.752	+41.561	9:43:54.055
10	47.152	+0.961	9:44:41.207
11	46.708	+0.517	9:45:27.915

(33) Can Sener

Runde	Rundenzeit	Diff.	Tageszeit
1	50.111	+3.776	9:36:58.951
2	47.884	+1.549	9:37:46.835
3	48.246	+1.911	9:38:35.081
4	48.088	+1.753	9:39:23.169
5	46.782	+0.447	9:40:09.951
6	46.410	+0.075	9:40:56.361

Runde	Rundenzeit	Diff.	Tageszeit
7	46.351	+0.016	9:41:42.712
8	46.383	+0.048	9:42:29.095
9	46.421	+0.086	9:43:15.516
10	46.543	+0.208	9:44:02.059
11	46.726	+0.391	9:44:48.785
12	46.335		9:45:35.120

(105) Luca Wehrli

Runde	Rundenzeit	Diff.	Tageszeit
1	53.160	+6.752	9:37:11.840
2	49.891	+3.483	9:38:01.731
3	47.602	+1.194	9:38:49.333
4	47.240	+0.832	9:39:36.573
5	46.628	+0.220	9:40:23.201
6	47.672	+1.264	9:41:10.873
7	47.575	+1.167	9:41:58.448
8	47.294	+0.886	9:42:45.742
9	46.464	+0.056	9:43:32.206
10	46.723	+0.315	9:44:18.929
11	46.408		9:45:05.337

(102) Michael Perthel

Runde	Rundenzeit	Diff.	Tageszeit
1	51.239	+4.754	9:37:11.951
2	48.269	+1.784	9:38:00.220
3	47.863	+1.378	9:38:48.083
4	47.246	+0.761	9:39:35.329
5	46.984	+0.499	9:40:22.313
6	47.155	+0.670	9:41:09.468
7	47.061	+0.576	9:41:56.529
8	46.624	+0.139	9:42:43.153
9	46.485		9:43:29.638
10	47.080	+0.595	9:44:16.718
11	50.704	+4.219	9:45:07.422

(94) Tizian Heincke

Runde	Rundenzeit	Diff.	Tageszeit
1	53.291	+6.649	9:37:10.941
2	48.203	+1.561	9:37:59.144
3	46.850	+0.208	9:38:45.994
4	48.604	+1.962	9:39:34.598
5	47.431	+0.789	9:40:22.029
6	47.595	+0.953	9:41:09.624
7	47.067	+0.425	9:41:56.691
8	49.435	+2.793	9:42:46.126
9	52.418	+5.776	9:43:38.544
10	47.038	+0.396	9:44:25.582
11	46.642		9:45:12.224

(14) Sebastian Hippler

Runde	Rundenzeit	Diff.	Tageszeit
1	49.950	+3.190	9:37:03.328
2	47.532	+0.772	9:37:50.860
3	50.321	+3.561	9:38:41.181
4	47.186	+0.426	9:39:28.367
5	46.985	+0.225	9:40:15.352
6	46.760		9:41:02.112
7	47.206	+0.446	9:41:49.318
8	47.470	+0.710	9:42:36.788
9	47.009	+0.249	9:43:23.797
10	47.103	+0.343	9:44:10.900
11	47.165	+0.405	9:44:58.065

(401) Philip Wiskirchen

Runde	Rundenzeit	Diff.	Tageszeit
1	53.622	+6.634	9:37:10.539
2	50.789	+3.801	9:38:01.328
3	47.553	+0.565	9:38:48.881
4	47.008	+0.020	9:39:35.889
5	46.988		9:40:22.877

WAKC Kerpen

OK Junioren

Kerpen 1,107 Km

Zeittraining

11.08.2019 11:15

Qualifikation (10:00 Zeit) gestartet um 11:40:56

Pos.	Nr.	Name	Wohnort	Fabrikat	Bewerber/Sponsor	Rnd.	Beste Zeit	Diff.	In Rd.	km/h
1	75	Daniel Gregor	GER-Leinsweiler	KR/TM	ADAC Team Pfalz/Junior Team 75	10	44.719		10	89,116
2	106	Luca Leistra	GER-Brasschat	Praga/TM	/RS Schumacher Racing	11	45.003	0.284	9	88,554
3	93	Vincent Andronaco	GER-Werstort	Intrepid/IAME		10	45.023	0.304	10	88,515
4	104	Maximilian Rehm	GER-Blaubeuren	CRG/TM	AMC Ehringen/Rehm Racing	11	45.199	0.480	6	88,170
5	11	Julien Koch	GER-Wehrheim	Gillard/Iame	ADAC Hessen Thüringen/ADAC Hessen Th	10	45.252	0.533	8	88,067
6	107	Piet Matthes	GER-Siebenlehn	Tony/Vortex	ADAC Kart Junior Team/Millennium Racing	12	45.255	0.536	12	88,061
7	74	Paul Ducoffre	GER-Bedburg	CRG/Iame	CRG Keijzer Racing/KCK Kerpen	10	45.265	0.546	10	88,042
8	56	Julien-Noel Rehberg	GER-Haltern am See	Tony/TM	Kartshop Ampfing/Darmas Performance/R	9	45.400	0.681	5	87,780
9	20	Theo Oeverhaus	GER-Osnabrück	/	RMW Motorsport	10	45.432	0.713	8	87,718
10	8	Luca Inderfurth	GER-Lahr	CRG/TM	RL Competition	9	45.486	0.767	8	87,614
11	103	Lilly Zug	GER-Mitterscheiern	CRG/TM	RL Competition	10	45.486	0.767	10	87,614
12	24	David Jaromin	GER-Windeck	Maranello/TM	SRP Racing Team/KCK Kerpen	11	45.516	0.797	6	87,556
13	91	Dominik Reuters	GER-Herzogenrath	Praga/TM		13	45.573	0.854	13	87,447
14	15	Paul Braunhold	GER-Fürth	PAROLIN/TM	PAROLIN Deutschland MSR/WST/	10	45.629	0.910	10	87,339
15	101	Fynn Hartwig	GER-Peine	Maranello/	SRP racing Team	13	45.642	0.923	10	87,314
16	33	Can Sener	GER-Stuttgart	Tony/Vortex	Motorsport-Club Stuttgart/Dischner Racing	13	45.686	0.967	13	87,230
17	123	Wenhu Lu	CHN-Shanghai	Maranello/TM	/Rexon Motors	13	45.722	1.003	10	87,162
18	28	Leon Buchmüller	GER-Beudingbostel	Praga/TM	AMC Diepholz/RS Schumacher Racing	13	45.811	1.092	11	86,992
19	44	Jesse Kirkby	GER-Dassel	Maranello/TM	/SRP Racing Team	13	45.859	1.140	9	86,901
20	14	Sebastian Hippler	GER-Bad Kissingen	CRG/	/MSC Bad Brückenau	8	45.886	1.167	8	86,850
21	94	Tizian Heincke	GER-Assing	Tony/TM		9	45.910	1.191	9	86,805
22	108	Franz Baumheier	GER-Lauf an der Pregnitz	CRG/Iame	/RS-Motorsport	12	45.955	1.236	12	86,720
23	109	Elijah Saia	GER-Deggingen	Parolin/TM	/ECS Racing Team	11	46.012	1.293	9	86,612
24	105	Luca Wehrli	GER-Kapstadt	RS/IAME	/RMW Motorsport	13	46.013	1.294	11	86,610
25	92	Thomas Rackl	GER-Berching	Kosmic/TM	MSC Berching/ADAC Nordbayern	13	46.068	1.349	13	86,507
26	401	Philip Wiskirchen	GER-Euskirchen	Tony/IAME	RMW Motorsport/AC Rübenach	13	46.167	1.448	13	86,321
27	102	Michael Perthel	GER-München	CRG/TM	RL Competition	13	46.336	1.617	13	86,007

Bemerkungen

Ergebnis vorbehaltlich technischen und sportlichen Nachuntersuchung
 #92 Transponder, schwache Batterie

WAKC Kerpen

OK Junioren

Zeittraining

Kerpen 1,107 Km

11.08.2019 11:15

Qualifikation (10:00 Zeit) gestartet um 11:40:56

Runde	Rundenzeit	Diff.	Tageszeit
(75) Daniel Gregor			
1	49.150	+4.431	11:44:33.758
2	46.045	+1.326	11:45:19.803
3	45.754	+1.035	11:46:05.557
4	45.824	+1.105	11:46:51.381
5	45.471	+0.752	11:47:36.852
6	45.496	+0.777	11:48:22.348
7	47.075	+2.356	11:49:09.423
8	45.271	+0.552	11:49:54.694
9	45.213	+0.494	11:50:39.907
10	44.719		11:51:24.626

Runde	Rundenzeit	Diff.	Tageszeit
(106) Luca Leistra			
1	48.368	+3.365	11:44:01.735
2	45.997	+0.994	11:44:47.732
3	45.385	+0.382	11:45:33.117
4	45.229	+0.226	11:46:18.346
5	45.196	+0.193	11:47:03.542
6	45.098	+0.095	11:47:48.640
7	45.615	+0.612	11:48:34.255
8	45.083	+0.080	11:49:19.338
9	45.003		11:50:04.341
10	45.195	+0.192	11:50:49.536
11	45.076	+0.073	11:51:34.612

Runde	Rundenzeit	Diff.	Tageszeit
(93) Vincent Andronaco			
1	52.846	+7.823	11:44:24.206
2	46.981	+1.958	11:45:11.187
3	45.633	+0.610	11:45:56.820
4	45.357	+0.334	11:46:42.177
5	45.306	+0.283	11:47:27.483
6	45.276	+0.253	11:48:12.759
7	45.263	+0.240	11:48:58.022
8	45.199	+0.176	11:49:43.221
9	45.099	+0.076	11:50:28.320
10	45.023		11:51:13.343

Runde	Rundenzeit	Diff.	Tageszeit
(104) Maximilian Rehm			
1	48.748	+3.549	11:44:03.470
2	46.407	+1.208	11:44:49.877
3	45.708	+0.509	11:45:35.585
4	45.515	+0.316	11:46:21.100
5	45.336	+0.137	11:47:06.436
6	45.199		11:47:51.635
7	45.209	+0.010	11:48:36.844
8	45.241	+0.042	11:49:22.085
9	45.228	+0.029	11:50:07.313
10	45.402	+0.203	11:50:52.715
11	45.414	+0.215	11:51:38.129

Runde	Rundenzeit	Diff.	Tageszeit
(11) Julien Koch			
1	49.014	+3.762	11:44:05.577
2	46.920	+1.668	11:44:52.497
3	46.001	+0.749	11:45:38.498
4	45.694	+0.442	11:46:24.192
5	45.611	+0.359	11:47:09.803
6	46.784	+1.532	11:47:56.587
7	45.287	+0.035	11:48:41.874
8	45.252		11:49:27.126
9	45.513	+0.261	11:50:12.639
10	45.507	+0.255	11:50:58.146

Runde	Rundenzeit	Diff.	Tageszeit
(107) Piet Matthes			
1	50.698	+5.443	11:43:03.499
2	47.198	+1.943	11:43:50.697

Runde	Rundenzeit	Diff.	Tageszeit
3	45.933	+0.678	11:44:36.630
4	46.007	+0.752	11:45:22.637
5	45.755	+0.500	11:46:08.392
6	45.486	+0.231	11:46:53.878
7	46.937	+1.682	11:47:40.815
8	45.828	+0.573	11:48:26.643
9	45.530	+0.275	11:49:12.173
10	45.409	+0.154	11:49:57.582
11	46.149	+0.894	11:50:43.731
12	45.255		11:51:28.986

Runde	Rundenzeit	Diff.	Tageszeit
(74) Paul Ducoffre			
1	50.971	+5.706	11:44:03.992
2	46.601	+1.336	11:44:50.593
3	45.667	+0.402	11:45:36.260
4	45.362	+0.097	11:46:21.622
5	52.113	+6.848	11:47:13.735
6	45.830	+0.565	11:47:59.565
7	45.397	+0.132	11:48:44.962
8	45.396	+0.131	11:49:30.358
9	45.369	+0.104	11:50:15.727
10	45.265		11:51:00.992

Runde	Rundenzeit	Diff.	Tageszeit
(56) Julien-Noel Rehberg			
1	52.839	+7.439	11:44:53.643
2	47.564	+2.164	11:45:41.207
3	45.674	+0.274	11:46:26.881
4	45.655	+0.255	11:47:12.536
5	45.400		11:47:57.936
6	45.409	+0.009	11:48:43.345
7	48.831	+3.431	11:49:32.176
8	45.968	+0.568	11:50:18.144
9	45.422	+0.022	11:51:03.566

Runde	Rundenzeit	Diff.	Tageszeit
(20) Theo Oeverhaus			
1	49.818	+4.386	11:44:05.779
2	47.096	+1.664	11:44:52.875
3	45.968	+0.536	11:45:38.843
4	45.640	+0.208	11:46:24.483
5	45.562	+0.130	11:47:10.045
6	45.493	+0.061	11:47:55.538
7	45.442	+0.010	11:48:40.980
8	45.432		11:49:26.412
9	45.850	+0.418	11:50:12.262
10	46.325	+0.893	11:50:58.587

Runde	Rundenzeit	Diff.	Tageszeit
(8) Luca Inderfurth			
1	50.368	+4.882	11:41:59.624
2	47.267	+1.781	11:42:46.891
3	47.089	+1.603	11:43:33.980
4	47.931	+2.445	11:44:21.911
5	47.049	+1.563	11:45:08.960
6	48.540	+3.054	11:45:57.500
7	45.684	+0.198	11:46:43.184
8	45.486		11:47:28.670
9	45.553	+0.067	11:48:14.223

Runde	Rundenzeit	Diff.	Tageszeit
(103) Lilly Zug			
1	51.354	+5.868	11:44:22.912
2	53.077	+7.591	11:45:15.989
3	49.818	+4.332	11:46:05.807
4	46.660	+1.174	11:46:52.467
5	45.838	+0.352	11:47:38.305
6	45.863	+0.377	11:48:24.168
7	46.265	+0.779	11:49:10.433
8	46.452	+0.966	11:49:56.885

Runde	Rundenzeit	Diff.	Tageszeit
9	50.041	+4.555	11:50:46.926
10	45.486		11:51:32.412

Runde	Rundenzeit	Diff.	Tageszeit
(24) David Jaromin			
1	48.989	+3.473	11:44:02.668
2	46.508	+0.992	11:44:49.176
3	45.978	+0.462	11:45:35.154
4	45.823	+0.307	11:46:20.977
5	46.981	+1.465	11:47:07.958
6	45.516		11:47:53.474
7	45.593	+0.077	11:48:39.067
8	45.566	+0.050	11:49:24.633
9	45.601	+0.085	11:50:10.234
10	45.529	+0.013	11:50:55.763
11	45.640	+0.124	11:51:41.403

Runde	Rundenzeit	Diff.	Tageszeit
(91) Dominik Reuters			
1	52.181	+6.608	11:42:17.784
2	50.029	+4.456	11:43:07.813
3	46.554	+0.981	11:43:54.367
4	46.050	+0.477	11:44:40.417
5	45.999	+0.426	11:45:26.416
6	46.164	+0.591	11:46:12.580
7	45.876	+0.303	11:46:58.456
8	45.812	+0.239	11:47:44.268
9	45.778	+0.205	11:48:30.046
10	45.865	+0.292	11:49:15.911
11	45.881	+0.308	11:50:01.792
12	45.596	+0.023	11:50:47.388
13	45.573		11:51:32.961

Runde	Rundenzeit	Diff.	Tageszeit
(15) Paul Braunhold			
1	51.671	+6.042	11:44:21.576
2	50.326	+4.697	11:45:11.902
3	46.865	+1.236	11:45:58.767
4	46.565	+0.936	11:46:45.332
5	46.104	+0.475	11:47:31.436
6	45.823	+0.194	11:48:17.259
7	45.853	+0.224	11:49:03.112
8	45.829	+0.200	11:49:48.941
9	45.815	+0.186	11:50:34.756
10	45.629		11:51:20.385

Runde	Rundenzeit	Diff.	Tageszeit
(101) Fynn Hartwig			
1	54.394	+8.752	11:42:17.810
2	47.405	+1.763	11:43:05.215
3	46.794	+1.152	11:43:52.009
4	47.968	+2.326	11:44:39.977
5	46.809	+1.167	11:45:26.786
6	46.154	+0.512	11:46:12.940
7	46.395	+0.753	11:46:59.335
8	46.160	+0.518	11:47:45.495
9	49.524	+3.882	11:48:35.019
10	45.642		11:49:20.661
11	45.784	+0.142	11:50:06.445
12	45.660	+0.018	11:50:52.105
13	45.688	+0.046	11:51:37.793

Runde	Rundenzeit	Diff.	Tageszeit
(33) Can Sener			
1	50.555	+4.869	11:41:58.991
2	47.235	+1.549	11:42:46.226
3	47.052	+1.366	11:43:33.278
4	48.483	+2.797	11:44:21.761
5	46.912	+1.226	11:45:08.673
6	46.101	+0.415	11:45:54.774
7	46.107	+0.421	11:46:40.881

WAKC Kerpen

OK Junioren

Kerpen 1,107 Km

Zeittraining

11.08.2019 11:15

Qualifikation (10:00 Zeit) gestartet um 11:40:56

Runde	Rundenzeit	Diff.	Tageszeit
8	45.941	+0.255	11:47:26.822
9	45.802	+0.116	11:48:12.624
10	46.115	+0.429	11:48:58.739
11	45.818	+0.132	11:49:44.557
12	45.768	+0.082	11:50:30.325
13	45.686		11:51:16.011

(123) Wenhua Lu

Runde	Rundenzeit	Diff.	Tageszeit
1	52.829	+7.107	11:42:06.110
2	52.717	+6.995	11:42:58.827
3	47.991	+2.269	11:43:46.818
4	47.207	+1.485	11:44:34.025
5	46.188	+0.466	11:45:20.213
6	46.153	+0.431	11:46:06.366
7	46.355	+0.633	11:46:52.721
8	55.387	+9.665	11:47:48.108
9	46.399	+0.677	11:48:34.507
10	45.722		11:49:20.229
11	45.815	+0.093	11:50:06.044
12	45.808	+0.086	11:50:51.852
13	45.803	+0.081	11:51:37.655

(28) Leon Buchmüller

Runde	Rundenzeit	Diff.	Tageszeit
1	51.514	+5.703	11:42:11.078
2	47.882	+2.071	11:42:58.960
3	48.769	+2.958	11:43:47.729
4	46.718	+0.907	11:44:34.447
5	49.116	+3.305	11:45:23.563
6	46.000	+0.189	11:46:09.563
7	45.951	+0.140	11:46:55.514
8	46.171	+0.360	11:47:41.685
9	45.888	+0.077	11:48:27.573
10	46.862	+1.051	11:49:14.435
11	45.811		11:50:00.246
12	46.009	+0.198	11:50:46.255
13	48.043	+2.232	11:51:34.298

(44) Jesse Kirkby

Runde	Rundenzeit	Diff.	Tageszeit
1	50.719	+4.860	11:42:04.392
2	47.704	+1.845	11:42:52.096
3	47.553	+1.694	11:43:39.649
4	46.790	+0.931	11:44:26.439
5	48.667	+2.808	11:45:15.106
6	47.937	+2.078	11:46:03.043
7	49.037	+3.178	11:46:52.080
8	46.057	+0.198	11:47:38.137
9	45.859		11:48:23.996
10	46.260	+0.401	11:49:10.256
11	46.287	+0.428	11:49:56.543
12	46.428	+0.569	11:50:42.971
13	45.938	+0.079	11:51:28.909

(14) Sebastian Hippler

Runde	Rundenzeit	Diff.	Tageszeit
1	52.308	+6.422	11:42:46.003
2	47.762	+1.876	11:43:33.765
3	48.376	+2.490	11:44:22.141
4	47.083	+1.197	11:45:09.224
5	46.659	+0.773	11:45:55.883
6	46.206	+0.320	11:46:42.089
7	46.155	+0.269	11:47:28.244
8	45.886		11:48:14.130

(94) Tizian Heincke

Runde	Rundenzeit	Diff.	Tageszeit
1	52.547	+6.637	11:45:11.320
2	48.753	+2.843	11:46:00.073
3	46.896	+0.986	11:46:46.969

Runde	Rundenzeit	Diff.	Tageszeit
4	46.394	+0.484	11:47:33.363
5	46.190	+0.280	11:48:19.553
6	46.128	+0.218	11:49:05.681
7	46.006	+0.096	11:49:51.687
8	46.192	+0.282	11:50:37.879
9	45.910		11:51:23.789

(108) Franz Baumheier

Runde	Rundenzeit	Diff.	Tageszeit
1	55.734	+9.779	11:42:39.531
2	48.721	+2.766	11:43:28.252
3	47.393	+1.438	11:44:15.645
4	46.946	+0.991	11:45:02.591
5	46.492	+0.537	11:45:49.083
6	46.090	+0.135	11:46:35.173
7	46.051	+0.096	11:47:21.224
8	46.344	+0.389	11:48:07.568
9	46.085	+0.130	11:48:53.653
10	46.065	+0.110	11:49:39.718
11	46.091	+0.136	11:50:25.809
12	45.955		11:51:11.764

(109) Elijah Saia

Runde	Rundenzeit	Diff.	Tageszeit
1	50.134	+4.122	11:43:46.750
2	47.538	+1.526	11:44:34.288
3	46.691	+0.679	11:45:20.979
4	46.439	+0.427	11:46:07.418
5	46.427	+0.415	11:46:53.845
6	47.164	+1.152	11:47:41.009
7	46.442	+0.430	11:48:27.451
8	46.311	+0.299	11:49:13.762
9	46.012		11:49:59.774
10	46.420	+0.408	11:50:46.194
11	46.141	+0.129	11:51:32.335

(105) Luca Wehri

Runde	Rundenzeit	Diff.	Tageszeit
1	51.003	+4.990	11:42:13.507
2	48.555	+2.542	11:43:02.062
3	49.745	+3.732	11:43:51.807
4	47.490	+1.477	11:44:39.297
5	46.711	+0.698	11:45:26.008
6	46.469	+0.456	11:46:12.477
7	46.679	+0.666	11:46:59.156
8	46.254	+0.241	11:47:45.410
9	46.309	+0.296	11:48:31.719
10	46.228	+0.215	11:49:17.947
11	46.013		11:50:03.960
12	46.786	+0.773	11:50:50.746
13	46.507	+0.494	11:51:37.253

(92) Thomas Rackl

Runde	Rundenzeit	Diff.	Tageszeit
1	51.386	+5.318	11:42:07.303
2	49.173	+3.105	11:42:56.476
3	46.936	+0.868	11:43:43.412
4	46.739	+0.671	11:44:30.151
5	46.748	+0.680	11:45:16.899
6	48.570	+2.502	11:46:05.469
7	46.879	+0.811	11:46:52.348
8	48.303	+2.235	11:47:40.651
9	46.602	+0.534	11:48:27.253
10	48.535	+2.467	11:49:15.788
11	46.458	+0.390	11:50:02.246
12	46.223	+0.155	11:50:48.469
13	46.068		11:51:34.537

(401) Philip Wiskirchen

Runde	Rundenzeit	Diff.	Tageszeit
1	53.758	+7.591	11:42:06.349

Runde	Rundenzeit	Diff.	Tageszeit
2	48.601	+2.434	11:42:54.950
3	47.140	+0.973	11:43:42.090
4	47.089	+0.922	11:44:29.179
5	46.933	+0.766	11:45:16.112
6	47.385	+1.218	11:46:03.497
7	46.530	+0.363	11:46:50.027
8	46.728	+0.561	11:47:36.755
9	46.679	+0.512	11:48:23.434
10	46.724	+0.557	11:49:10.158
11	47.235	+1.068	11:49:57.393
12	46.757	+0.590	11:50:44.150
13	46.167		11:51:30.317

(102) Michael Perthel

Runde	Rundenzeit	Diff.	Tageszeit
1	51.043	+4.707	11:42:03.847
2	48.166	+1.830	11:42:52.013
3	47.898	+1.562	11:43:39.911
4	47.222	+0.886	11:44:27.133
5	48.166	+1.830	11:45:15.299
6	47.185	+0.849	11:46:02.484
7	46.685	+0.349	11:46:49.169
8	46.423	+0.087	11:47:35.592
9	46.682	+0.346	11:48:22.274
10	47.508	+1.172	11:49:09.782
11	46.682	+0.346	11:49:56.464
12	46.915	+0.579	11:50:43.379
13	46.336		11:51:29.715

WAKC Kerpen

OK Junioren

Kerpen 1,107 Km

1.Lauf

11.08.2019 14:25

Rennen (16 Runden)

14	102	27	401
13	92	25	105
12	109	23	108
11	94	21	14
10	44	19	28
9	123	17	33
8	101	15	15
7	91	13	24
6	103	11	8
5	20	9	56
4	74	7	107
3	11	5	104
2	93	3	106
1	75	1	2

POLE POSITION 1



Reg-Nr.: K04/2019

Orbits

Rennleiter Andreas Ehm

Zeitnahme Monika Riehmers



Andreas Ehm

Monika Riehmers



Gedruckt: 11.08.2019 11:56:13

Aushang: h

WAKC Kerpen

OK Junioren

Kerpen 1,107 Km

1.Lauf

11.08.2019 14:45

Rennen (16 Runden) gestartet um 14:47:18

Pos.	Nr.	Ga	Name	Wohnort	Fabrikat	Bewerber/Sponsor	Rnd.	Gesamtzeit	Diff.	Beste Zeit	In Rd.	Pkt.
1	106	Ja	Luca Leistra	GER-Brasschat	Praga/TM	/RS Schumacher Racing	16	12:10.838		45.151	11	20
2	104	Ja	Maximilian Rehm	GER-Blaubeuren	CRG/TM	AMC Ehringen/Rehm Racing	16	12:11.543	0.705	45.167	14	18
3	75	Ja	Daniel Gregor	GER-Leinsweiler	KR/TM	ADAC Team Pfalz/Junior Team 75	16	12:11.753	0.915	45.064	14	16
4	93	Ja	Vincent Andronaco	GER-Werstort	Intrepid/IAME		16	12:12.593	1.755	45.257	14	15
5	56		Julien-Noel Rehberg	GER-Haltern am See	Tony/TM	Kartshop Ampfing/Darmas Performance/RC	16	12:14.708	3.870	45.293	10	14
6	74	Ja	Paul Ducoffre	GER-Bedburg	CRG/Iame	CRG Keijzer Racing/KCK Kerpen	16	12:17.038	6.200	45.447	14	13
7	8	Ja	Luca Inderfurth	GER-Lahr	CRG/TM	RL Comepition	16	12:17.274	6.436	45.290	10	12
8	20		Theo Oeverhaus	GER-Osnabrück	/	RMW Motorsport	16	12:17.899	7.061	45.425	11	11
9	107	Ja	Piet Matthes	GER-Siebenlehn	Tony/Vortex	ADAC Kart Junior Team/Millennium Racing Te	16	12:18.924	8.086	45.273	14	10
10	24		David Jaromin	GER-Windeck	Maranello/TM	SRP Racing Team/KCK Kerpen	16	12:21.590	10.752	45.638	12	9
11	103	Ja	Lilly Zug	GER-Mitterscheiern	CRG/TM	RL Competition	16	12:22.255	11.417	45.700	12	8
12	11		Julien Koch	GER-Wehrheim	Gillard/Iame	ADAC Hessen Thüringen/ADAC Hessen Thü	16	12:22.346	11.508	45.579	16	7
13	15		Paul Braunhold	GER-Fürth	PAROLIN/TM	PAROLIN Deutschland MSR/WST/	16	12:22.740	11.902	45.542	10	6
14	91	Ja	Dominik Reuters	GER-Herzogenrath	Praga/TM		16	12:26.828	15.990	45.699	10	5
15	101	Ja	Fynn Hartwig	GER-Peine	Maranello/	SRP racing Team	16	12:29.223	18.385	45.740	9	4
16	44	Ja	Jesse Kirkby	GER-Dassel	Maranello/TM	/SRP Racing Team	16	12:29.932	19.094	45.953	13	3
17	33		Can Sener	GER-Stuttgart	Tony/Vortex	Motorsport-Club Stuttgart/Dischner Racing	16	12:30.396	19.558	46.037	13	2
18	108	Ja	Franz Baumheier	GER-Lauf an der Pregnit	CRG/Iame	/RS-Motorsport	16	12:30.988	20.150	45.846	15	1
19	109	Ja	Elijah Saia	GER-Deggingen	Parolin/TM	/ECS Racing Team	16	12:33.204	22.366	45.961	10	1
20	92	Ja	Thomas Rackl	GER-Berching	Kosmic/TM	MSC Berching/ADAC Nordbayern	16	12:33.521	22.683	45.967	12	1
21	102	Ja	Michael Perthel	GER-München	CRG/TM	RL Competition	16	12:35.625	24.787	45.937	12	1
22	401	Ja	Philip Wiskirchen	GER-Euskirchen	Tony/IAME	RMW Motorsport/AC Rübenaach	16	12:36.257	25.419	46.273	12	1
23	105	Ja	Luca Wehrli	GER-Kapstadt	RS/IAME	/RMW Motorsport	16	12:39.166	28.328	46.133	12	1
24	94	Ja	Tizian Heincke	GER-Assing	Tony/TM		16	12:40.248	29.410	46.032	15	1
25	14		Sebastian Hippler	GER-Bad Kissingen	CRG/	/MSC Bad Brückenau	13	10:11.181	3 Runden	45.894	13	1
26	28	Ja	Leon Bauchmüller	GER-Beudingbostel	Praga/TM	AMC Diepholz/RS Schumacher Racing	13	10:11.295	3 Runden	45.866	13	1
27	123	Ja	Wenhu Lu	CHN-Shanghai	Maranello/TM	/Rexon Motors	13	10:11.858	3 Runden	45.929	12	1

Bemerkungen

Ergebnis vorbehaltlich technischen und sportlichen Nachuntersuchung

Gestartet: 27, Gewertet: 27, Nicht gewertet: 0

#107, #91, #101, #105, #94 +5Sec. Spoiler

Vorsprung	Ø km/h	Beste Rundenzeit	km/h	Beste Runde von
0.705	87,247	45.064	88,434	75 - Daniel Gregor

Reg-Nr.: K04/2019

Orbits

Rennleiter Andreas Ehm

Zeitnahme Camp Company

Gedruckt: 11.08.2019 15:35:06

Aushang: h

WAKC Kerpen

OK Junioren

Kerpen 1,107 Km

1. Lauf

11.08.2019 14:45

Rennen (16 Runden) gestartet um 14:47:18

Runde	Rundenzeit	Diff.	Tageszeit
(106) Luca Leistra			
1	47.583	+2.432	14:48:05.979
2	46.222	+1.071	14:48:52.201
3	45.840	+0.689	14:49:38.041
4	45.732	+0.581	14:50:23.773
5	45.500	+0.349	14:51:09.273
6	45.508	+0.357	14:51:54.781
7	45.288	+0.137	14:52:40.069
8	45.696	+0.545	14:53:25.765
9	45.376	+0.225	14:54:11.141
10	45.208	+0.057	14:54:56.349
11	45.151		14:55:41.500
12	45.219	+0.068	14:56:26.719
13	45.184	+0.033	14:57:11.903
14	45.151		14:57:57.054
15	46.815	+1.664	14:58:43.869
16	45.281	+0.130	14:59:29.150

Runde	Rundenzeit	Diff.	Tageszeit
(104) Maximilian Rehm			
1	47.832	+2.665	14:48:06.357
2	46.464	+1.297	14:48:52.821
3	46.063	+0.896	14:49:38.884
4	46.020	+0.853	14:50:24.904
5	45.648	+0.481	14:51:10.552
6	45.576	+0.409	14:51:56.128
7	45.534	+0.367	14:52:41.662
8	45.425	+0.258	14:53:27.087
9	45.215	+0.048	14:54:12.302
10	45.406	+0.239	14:54:57.708
11	45.405	+0.238	14:55:43.113
12	45.233	+0.066	14:56:28.346
13	45.270	+0.103	14:57:13.616
14	45.167		14:57:58.783
15	45.520	+0.353	14:58:44.303
16	45.552	+0.385	14:59:29.855

Runde	Rundenzeit	Diff.	Tageszeit
(75) Daniel Gregor			
1	47.321	+2.257	14:48:05.633
2	46.353	+1.289	14:48:51.986
3	45.869	+0.805	14:49:37.855
4	45.736	+0.672	14:50:23.591
5	45.508	+0.444	14:51:09.099
6	45.489	+0.425	14:51:54.588
7	45.321	+0.257	14:52:39.909
8	46.083	+1.019	14:53:25.992
9	45.339	+0.275	14:54:11.331
10	45.226	+0.162	14:54:56.557
11	45.259	+0.195	14:55:41.816
12	45.234	+0.170	14:56:27.050
13	45.078	+0.014	14:57:12.128
14	45.064		14:57:57.192
15	46.944	+1.880	14:58:44.136
16	45.929	+0.865	14:59:30.065

Runde	Rundenzeit	Diff.	Tageszeit
(93) Vincent Andronaco			
1	47.458	+2.201	14:48:05.879
2	46.738	+1.481	14:48:52.617
3	46.568	+1.311	14:49:39.185
4	45.912	+0.655	14:50:25.097
5	45.667	+0.410	14:51:10.764
6	45.557	+0.300	14:51:56.321
7	45.551	+0.294	14:52:41.872
8	45.494	+0.237	14:53:27.366
9	45.725	+0.468	14:54:13.091
10	45.412	+0.155	14:54:58.503

Runde	Rundenzeit	Diff.	Tageszeit
11	45.320	+0.063	14:55:43.823
12	45.458	+0.201	14:56:29.281
13	45.368	+0.111	14:57:14.649
14	45.257		14:57:59.906
15	45.506	+0.249	14:58:45.412
16	45.493	+0.236	14:59:30.905

Runde	Rundenzeit	Diff.	Tageszeit
(56) Julien-Noel Rehberg			
1	47.878	+2.585	14:48:06.559
2	46.607	+1.314	14:48:53.166
3	46.357	+1.064	14:49:39.523
4	46.035	+0.742	14:50:25.558
5	46.020	+0.727	14:51:11.578
6	45.795	+0.502	14:51:57.373
7	45.626	+0.333	14:52:42.999
8	45.587	+0.294	14:53:28.586
9	45.617	+0.324	14:54:14.203
10	45.293		14:54:59.496
11	45.514	+0.221	14:55:45.010
12	45.409	+0.116	14:56:30.419
13	45.959	+0.666	14:57:16.378
14	45.402	+0.109	14:58:01.780
15	45.568	+0.275	14:58:47.348
16	45.672	+0.379	14:59:33.020

Runde	Rundenzeit	Diff.	Tageszeit
(74) Paul Ducoffre			
1	49.544	+4.097	14:48:08.242
2	46.602	+1.155	14:48:54.844
3	46.220	+0.773	14:49:41.064
4	46.023	+0.576	14:50:27.087
5	46.399	+0.952	14:51:13.486
6	45.768	+0.321	14:51:59.254
7	45.670	+0.223	14:52:44.924
8	45.756	+0.309	14:53:30.680
9	45.570	+0.123	14:54:16.250
10	45.496	+0.049	14:55:01.746
11	45.484	+0.037	14:55:47.230
12	45.518	+0.071	14:56:32.748
13	45.598	+0.151	14:57:18.346
14	45.447		14:58:03.793
15	45.839	+0.392	14:58:49.632
16	45.718	+0.271	14:59:35.350

Runde	Rundenzeit	Diff.	Tageszeit
(8) Luca Inderfurth			
1	49.549	+4.259	14:48:08.498
2	47.691	+2.401	14:48:56.189
3	46.552	+1.262	14:49:42.741
4	46.241	+0.951	14:50:28.982
5	45.841	+0.551	14:51:14.823
6	45.750	+0.460	14:52:00.573
7	45.528	+0.238	14:52:46.101
8	45.606	+0.316	14:53:31.707
9	45.482	+0.192	14:54:17.189
10	45.290		14:55:02.479
11	45.442	+0.152	14:55:47.921
12	45.465	+0.175	14:56:33.386
13	45.526	+0.236	14:57:18.912
14	45.437	+0.147	14:58:04.349
15	45.697	+0.407	14:58:50.046
16	45.540	+0.250	14:59:35.586

Runde	Rundenzeit	Diff.	Tageszeit
(20) Theo Oeverhaus			
1	49.504	+4.079	14:48:08.312
2	46.962	+1.537	14:48:55.274
3	46.104	+0.679	14:49:41.378
4	45.830	+0.405	14:50:27.208

Runde	Rundenzeit	Diff.	Tageszeit
5	46.522	+1.097	14:51:13.730
6	45.789	+0.364	14:51:59.519
7	45.743	+0.318	14:52:45.262
8	45.632	+0.207	14:53:30.894
9	45.593	+0.168	14:54:16.487
10	45.629	+0.204	14:55:02.116
11	45.425		14:55:47.541
12	45.605	+0.180	14:56:33.146
13	45.561	+0.136	14:57:18.707
14	45.489	+0.064	14:58:04.196
15	46.242	+0.817	14:58:50.438
16	45.773	+0.348	14:59:36.211

Runde	Rundenzeit	Diff.	Tageszeit
(107) Piet Matthes			
1	49.054	+3.781	14:48:07.653
2	46.868	+1.595	14:48:54.521
3	46.236	+0.963	14:49:40.757
4	45.893	+0.620	14:50:26.650
5	45.650	+0.377	14:51:12.300
6	45.521	+0.248	14:51:57.821
7	45.514	+0.241	14:52:43.335
8	45.522	+0.249	14:53:28.857
9	45.503	+0.230	14:54:14.360
10	45.386	+0.113	14:54:59.746
11	45.406	+0.133	14:55:45.152
12	45.380	+0.107	14:56:30.532
13	45.526	+0.253	14:57:16.058
14	45.273		14:58:01.331
15	45.382	+0.109	14:58:46.713
16	45.523	+0.250	14:59:32.236

Runde	Rundenzeit	Diff.	Tageszeit
(24) David Jaromin			
1	49.917	+4.279	14:48:09.138
2	47.513	+1.875	14:48:56.651
3	46.971	+1.333	14:49:43.622
4	46.091	+0.453	14:50:29.713
5	45.962	+0.324	14:51:15.675
6	45.996	+0.358	14:52:01.671
7	46.107	+0.469	14:52:47.778
8	45.977	+0.339	14:53:33.755
9	45.659	+0.021	14:54:19.414
10	45.665	+0.027	14:55:05.079
11	45.729	+0.091	14:55:50.808
12	45.638		14:56:36.446
13	45.843	+0.205	14:57:22.289
14	46.009	+0.371	14:58:08.298
15	45.915	+0.277	14:58:54.213
16	45.689	+0.051	14:59:39.902

Runde	Rundenzeit	Diff.	Tageszeit
(103) Lilly Zug			
1	49.700	+4.000	14:48:08.611
2	47.695	+1.995	14:48:56.306
3	46.549	+0.849	14:49:42.855
4	46.364	+0.664	14:50:29.219
5	45.933	+0.233	14:51:15.152
6	45.995	+0.295	14:52:01.147
7	46.439	+0.739	14:52:47.586
8	46.445	+0.745	14:53:34.031
9	45.716	+0.016	14:54:19.747
10	45.759	+0.059	14:55:05.506
11	45.740	+0.040	14:55:51.246
12	45.700		14:56:36.946
13	45.795	+0.095	14:57:22.741
14	45.893	+0.193	14:58:08.634
15	46.229	+0.529	14:58:54.863
16	45.704	+0.004	14:59:40.567

Reg-Nr.: K04/2019

Orbits

Rennleiter Andreas Ehm

Zeitnahme Monika Riehmers

Aushang:

h

WAKC Kerpen

OK Junioren

Kerpen 1,107 Km

1.Lauf

11.08.2019 14:45

Rennen (16 Runden) gestartet um 14:47:18

Runde	Rundenzeit	Diff.	Tageszeit
(11) Julien Koch			
1	49.525	+3.946	14:48:08.142
2	47.920	+2.341	14:48:56.062
3	47.845	+2.266	14:49:43.907
4	46.157	+0.578	14:50:30.064
5	46.045	+0.466	14:51:16.109
6	45.942	+0.363	14:52:02.051
7	45.873	+0.294	14:52:47.924
8	46.332	+0.753	14:53:34.256
9	45.716	+0.137	14:54:19.972
10	45.695	+0.116	14:55:05.667
11	45.670	+0.091	14:55:51.337
12	45.998	+0.419	14:56:37.335
13	45.631	+0.052	14:57:22.966
14	45.817	+0.238	14:58:08.783
15	46.296	+0.717	14:58:55.079
16	45.579		14:59:40.658

Runde	Rundenzeit	Diff.	Tageszeit
(15) Paul Braunhold			
1	49.269	+3.727	14:48:08.792
2	48.072	+2.530	14:48:56.864
3	47.155	+1.613	14:49:44.019
4	46.461	+0.919	14:50:30.480
5	46.081	+0.539	14:51:16.561
6	46.000	+0.458	14:52:02.561
7	46.002	+0.460	14:52:48.563
8	46.003	+0.461	14:53:34.566
9	45.803	+0.261	14:54:20.369
10	45.542		14:55:05.911
11	45.775	+0.233	14:55:51.686
12	45.759	+0.217	14:56:37.445
13	45.814	+0.272	14:57:23.259
14	45.782	+0.240	14:58:09.041
15	46.184	+0.642	14:58:55.225
16	45.827	+0.285	14:59:41.052

Runde	Rundenzeit	Diff.	Tageszeit
(91) Dominik Reuters			
1	49.795	+4.096	14:48:08.855
2	47.599	+1.900	14:48:56.454
3	46.585	+0.886	14:49:43.039
4	46.375	+0.676	14:50:29.414
5	45.971	+0.272	14:51:15.385
6	45.839	+0.140	14:52:01.224
7	46.148	+0.449	14:52:47.372
8	45.872	+0.173	14:53:33.244
9	45.757	+0.058	14:54:19.001
10	45.699		14:55:04.700
11	45.728	+0.029	14:55:50.428
12	45.808	+0.109	14:56:36.236
13	45.936	+0.237	14:57:22.172
14	46.310	+0.611	14:58:08.482
15	45.886	+0.187	14:58:54.368
16	45.772	+0.073	14:59:40.140

Runde	Rundenzeit	Diff.	Tageszeit
(101) Fynn Hartwig			
1	50.183	+4.443	14:48:09.537
2	47.511	+1.771	14:48:57.048
3	47.427	+1.687	14:49:44.475
4	46.313	+0.573	14:50:30.788
5	46.205	+0.465	14:51:16.993
6	46.073	+0.333	14:52:03.066
7	45.996	+0.256	14:52:49.062
8	46.002	+0.262	14:53:35.064
9	45.740		14:54:20.804
10	45.804	+0.064	14:55:06.608

Runde	Rundenzeit	Diff.	Tageszeit
11	45.848	+0.108	14:55:52.456
12	45.896	+0.156	14:56:38.352
13	45.833	+0.093	14:57:24.185
14	45.887	+0.147	14:58:10.072
15	46.319	+0.579	14:58:56.391
16	46.144	+0.404	14:59:42.535

Runde	Rundenzeit	Diff.	Tageszeit
(44) Jesse Kirkby			
1	49.875	+3.922	14:48:10.268
2	47.518	+1.565	14:48:57.786
3	47.669	+1.716	14:49:45.455
4	47.113	+1.160	14:50:32.568
5	46.397	+0.444	14:51:18.965
6	46.392	+0.439	14:52:05.357
7	46.601	+0.648	14:52:51.958
8	46.477	+0.524	14:53:38.435
9	46.307	+0.354	14:54:24.742
10	46.093	+0.140	14:55:10.835
11	46.195	+0.242	14:55:57.030
12	46.244	+0.291	14:56:43.274
13	45.953		14:57:29.227
14	46.135	+0.182	14:58:15.362
15	46.419	+0.466	14:59:01.781
16	46.463	+0.510	14:59:48.244

Runde	Rundenzeit	Diff.	Tageszeit
(33) Can Sener			
1	50.015	+3.978	14:48:09.740
2	47.690	+1.653	14:48:57.430
3	47.717	+1.680	14:49:45.147
4	46.964	+0.927	14:50:32.111
5	46.593	+0.556	14:51:18.704
6	46.587	+0.550	14:52:05.291
7	46.470	+0.433	14:52:51.761
8	46.491	+0.454	14:53:38.252
9	46.328	+0.291	14:54:24.580
10	46.095	+0.058	14:55:10.675
11	46.048	+0.011	14:55:56.723
12	46.270	+0.233	14:56:42.993
13	46.037		14:57:29.030
14	46.189	+0.152	14:58:15.219
15	46.923	+0.886	14:59:02.142
16	46.566	+0.529	14:59:48.708

Runde	Rundenzeit	Diff.	Tageszeit
(108) Franz Baumheier			
1	50.281	+4.435	14:48:10.899
2	48.000	+2.154	14:48:58.899
3	47.773	+1.927	14:49:46.672
4	47.077	+1.231	14:50:33.749
5	47.090	+1.244	14:51:20.839
6	46.608	+0.762	14:52:07.447
7	46.114	+0.268	14:52:53.561
8	46.493	+0.647	14:53:40.054
9	46.045	+0.199	14:54:26.099
10	45.930	+0.084	14:55:12.029
11	46.432	+0.586	14:55:58.461
12	46.068	+0.222	14:56:44.529
13	45.915	+0.069	14:57:30.444
14	46.958	+1.112	14:58:17.402
15	45.846		14:59:03.248
16	46.052	+0.206	14:59:49.300

Runde	Rundenzeit	Diff.	Tageszeit
(109) Elijah Saia			
1	50.317	+4.356	14:48:11.055
2	47.670	+1.709	14:48:58.725
3	47.633	+1.672	14:49:46.358
4	46.919	+0.958	14:50:33.277

Runde	Rundenzeit	Diff.	Tageszeit
5	47.250	+1.289	14:51:20.527
6	46.587	+0.626	14:52:07.114
7	46.276	+0.315	14:52:53.390
8	46.148	+0.187	14:53:39.538
9	45.999	+0.038	14:54:25.537
10	45.961		14:55:11.498
11	46.458	+0.497	14:55:57.956
12	46.050	+0.089	14:56:44.006
13	46.092	+0.131	14:57:30.098
14	48.877	+2.916	14:58:18.975
15	46.424	+0.463	14:59:05.399
16	46.117	+0.156	14:59:51.516

Runde	Rundenzeit	Diff.	Tageszeit
(92) Thomas Rackl			
1	50.407	+4.440	14:48:11.259
2	47.762	+1.795	14:48:59.021
3	47.409	+1.442	14:49:46.430
4	47.038	+1.071	14:50:33.468
5	47.526	+1.559	14:51:20.994
6	47.019	+1.052	14:52:08.013
7	46.325	+0.358	14:52:54.338
8	46.471	+0.504	14:53:40.809
9	46.277	+0.310	14:54:27.086
10	46.157	+0.190	14:55:13.243
11	46.045	+0.078	14:55:59.288
12	45.967		14:56:45.255
13	46.039	+0.072	14:57:31.294
14	47.777	+1.810	14:58:19.071
15	46.597	+0.630	14:59:05.668
16	46.165	+0.198	14:59:51.833

Runde	Rundenzeit	Diff.	Tageszeit
(102) Michael Perthel			
1	50.183	+4.246	14:48:11.851
2	47.822	+1.885	14:48:59.673
3	47.963	+2.026	14:49:47.636
4	47.018	+1.081	14:50:34.654
5	46.948	+1.011	14:51:21.602
6	46.836	+0.899	14:52:08.438
7	46.608	+0.671	14:52:55.046
8	47.040	+1.103	14:53:42.086
9	46.193	+0.256	14:54:28.279
10	46.642	+0.705	14:55:14.921
11	46.332	+0.395	14:56:01.253
12	45.937		14:56:47.190
13	46.183	+0.246	14:57:33.373
14	46.856	+0.919	14:58:20.229
15	46.353	+0.416	14:59:06.582
16	47.355	+1.418	14:59:53.937

Runde	Rundenzeit	Diff.	Tageszeit
(401) Philip Wiskirchen			
1	50.383	+4.110	14:48:12.046
2	47.942	+1.669	14:48:59.988
3	48.071	+1.798	14:49:48.059
4	47.347	+1.074	14:50:35.406
5	46.825	+0.552	14:51:22.231
6	46.941	+0.668	14:52:09.172
7	46.602	+0.329	14:52:55.774
8	46.630	+0.357	14:53:42.404
9	46.431	+0.158	14:54:28.835
10	46.486	+0.213	14:55:15.321
11	46.861	+0.588	14:56:02.182
12	46.273		14:56:48.455
13	46.339	+0.066	14:57:34.794
14	46.968	+0.695	14:58:21.762
15	46.428	+0.155	14:59:08.190
16	46.379	+0.106	14:59:54.569

WAKC Kerpen

OK Junioren

Kerpen 1,107 Km

1.Lauf

11.08.2019 14:45

Rennen (16 Runden) gestartet um 14:47:18

Runde	Rundenzeit	Diff.	Tageszeit
(105) Luca Wehrli			
1	50.618	+4.485	14:48:11.579
2	47.920	+1.787	14:48:59.499
3	47.801	+1.668	14:49:47.300
4	46.845	+0.712	14:50:34.145
5	47.224	+1.091	14:51:21.369
6	46.777	+0.644	14:52:08.146
7	46.572	+0.439	14:52:54.718
8	46.425	+0.292	14:53:41.143
9	46.442	+0.309	14:54:27.585
10	46.825	+0.692	14:55:14.410
11	46.249	+0.116	14:56:00.659
12	46.133		14:56:46.792
13	46.264	+0.131	14:57:33.056
14	46.726	+0.593	14:58:19.782
15	46.525	+0.392	14:59:06.307
16	46.171	+0.038	14:59:52.478

Runde	Rundenzeit	Diff.	Tageszeit
(94) Tizian Heincke			
1	51.043	+5.011	14:48:12.292
2	47.899	+1.867	14:49:00.191
3	47.606	+1.574	14:49:47.797
4	47.029	+0.997	14:50:34.826
5	46.902	+0.870	14:51:21.728
6	46.960	+0.928	14:52:08.688
7	46.530	+0.498	14:52:55.218
8	46.317	+0.285	14:53:41.535
9	46.176	+0.144	14:54:27.711
10	47.350	+1.318	14:55:15.061
11	46.759	+0.727	14:56:01.820
12	46.353	+0.321	14:56:48.173
13	46.266	+0.234	14:57:34.439
14	46.819	+0.787	14:58:21.258
15	46.032		14:59:07.290
16	46.270	+0.238	14:59:53.560

Runde	Rundenzeit	Diff.	Tageszeit
(14) Sebastian Hippler			
1	49.682	+3.788	14:48:09.875
2	47.727	+1.833	14:48:57.602
3	47.753	+1.859	14:49:45.355
4	47.029	+1.135	14:50:32.384
5	47.090	+1.196	14:51:19.474
6	46.292	+0.398	14:52:05.766
7	46.450	+0.556	14:52:52.216
8	46.437	+0.543	14:53:38.653
9	46.368	+0.474	14:54:25.021
10	46.082	+0.188	14:55:11.103
11	46.463	+0.569	14:55:57.566
12	46.033	+0.139	14:56:43.599
13	45.894		14:57:29.493

Runde	Rundenzeit	Diff.	Tageszeit
(28) Leon Bauchmüller			
1	50.422	+4.556	14:48:10.435
2	47.684	+1.818	14:48:58.119
3	47.461	+1.595	14:49:45.580
4	47.132	+1.266	14:50:32.712
5	47.352	+1.486	14:51:20.064
6	46.063	+0.197	14:52:06.127
7	46.156	+0.290	14:52:52.283
8	46.585	+0.719	14:53:38.868
9	46.220	+0.354	14:54:25.088
10	46.111	+0.245	14:55:11.199
11	46.508	+0.642	14:55:57.707
12	46.034	+0.168	14:56:43.741
13	45.866		14:57:29.607

Runde	Rundenzeit	Diff.	Tageszeit
(123) Wenhui Lu			
1	50.216	+4.287	14:48:10.123
2	47.909	+1.980	14:48:58.032
3	47.803	+1.874	14:49:45.835
4	47.149	+1.220	14:50:32.984
5	46.885	+0.956	14:51:19.869
6	46.646	+0.717	14:52:06.515
7	46.001	+0.072	14:52:52.516
8	46.568	+0.639	14:53:39.084
9	46.238	+0.309	14:54:25.322
10	46.338	+0.409	14:55:11.660
11	46.558	+0.629	14:55:58.218
12	45.929		14:56:44.147
13	46.023	+0.094	14:57:30.170

Runde	Rundenzeit	Diff.	Tageszeit
-------	------------	-------	-----------

WAKC Kerpen

OK Junioren

Kerpen 1,107 Km

2.Lauf

11.08.2019 16:45

Rennen (16 Runden)

14	123 Wenhui Lu
	27
13	14 Sebastian Hippler
	25
12	105 Luca Wehrli
	23
11	102 Michael Perthel
	21
10	109 Elijah Saia
	19
9	33 Can Sener
	17
8	101 Fynn Hartwig
	15
7	15 Paul Braunhold
	13
6	103 Lilly Zug
	11
5	107 Piet Matthes
	9
4	8 Luca Inderfurth
	7
3	56 Julien-Noel Rehberg
	5
2	75 Daniel Gregor
	3
1	106 Luca Leistra
	1

POLE POSITION 1

28 Leon Bauchmüller
26
94 Tizian Heincke
24
401 Philip Wiskirchen
22
92 Thomas Rackl
20
108 Franz Baumheier
18
44 Jesse Kirkby
16
91 Dominik Reuters
14
11 Julien Koch
12
24 David Jaromin
10
20 Theo Oeverhaus
8
74 Paul Ducoffre
6
93 Vincent Andronaco
4
104 Maximilian Rehm
2



Reg-Nr.: K04/2019

Orbits

Rennleiter Andreas Ehm

Zeitnahme Monika Riehmers



Andreas Ehm

Monika Riehmers



Gedruckt: 11.08.2019 15:38:09

Aushang: h

WAKC Kerpen

OK Junioren

VERSION 1

Kerpen 1,107 Km

2.Lauf

11.08.2019 16:45

Rennen (16 Runden) gestartet um 17:38:18

Pos.	Nr.	Ga	Name	Wohnort	Fabrikat	Bewerber/Sponsor	Rnd.	Gesamtzeit	Diff.	Beste Zeit	In Rd.	Pkt.
1	106	Ja	Luca Leistra	GER-Brasschat	Praga/TM	/RS Schumacher Racing	16	12:08.335		44.986	15	20
2	104	Ja	Maximilian Rehm	GER-Blaubeuren	CRG/TM	AMC Ehringen/Rehm Racing	16	12:14.869	6.534	45.259	16	18
3	75	Ja	Daniel Gregor	GER-Leinsweiler	KR/TM	ADAC Team Pfalz/Junior Team 75	16	12:15.089	6.754	44.812	16	16
4	93	Ja	Vincent Andronaco	GER-Werstort	Intrepid/IAME		16	12:18.598	10.263	45.167	12	15
5	74	Ja	Paul Ducoffre	GER-Bedburg	CRG/Iame	CRG Keijzer Racing/KCK Kerpen	16	12:19.602	11.267	45.289	15	14
6	8	Ja	Luca Inderfurth	GER-Lahr	CRG/TM	RL Comepition	16	12:19.846	11.511	45.275	15	13
7	107	Ja	Piet Matthes	GER-Siebenlehn	Tony/Vortex	ADAC Kart Junior Team/Millennium Racing Te	16	12:20.002	11.667	45.145	15	12
8	103	Ja	Lilly Zug	GER-Mitterscheiern	CRG/TM	RL Competition	16	12:23.410	15.075	45.687	14	11
9	15		Paul Braunhold	GER-Fürth	PAROLIN/TM	PAROLIN Deutschland MSR/WST/	16	12:23.567	15.232	45.689	14	10
10	91	Ja	Dominik Reuters	GER-Herzogenrath	Praga/TM		16	12:23.721	15.386	45.521	13	9
11	20		Theo Oeverhaus	GER-Osnabrück	/	RMW Motorsport	16	12:25.809	17.474	45.409	15	8
12	44	Ja	Jesse Kirkby	GER-Dassel	Maranello/TM	/SRP Racing Team	16	12:27.773	19.438	45.907	15	7
13	11		Julien Koch	GER-Wehrheim	Gillard/Iame	ADAC Hessen Thüringen/ADAC Hessen Thü	16	12:29.790	21.455	45.305	16	6
14	109	Ja	Elijah Saia	GER-Deggingen	Parolin/TM	/ECS Racing Team	16	12:32.378	24.043	46.195	15	5
15	102	Ja	Michael Perthel	GER-München	CRG/TM	RL Competition	16	12:32.548	24.213	46.074	12	4
16	123	Ja	Wenhu Lu	CHN-Shanghai	Maranello/TM	/Rexon Motors	16	12:32.860	24.525	45.966	16	3
17	105	Ja	Luca Wehrli	GER-Kapstadt	RS/IAME	/RMW Motorsport	16	12:33.337	25.002	46.099	15	2
18	108	Ja	Franz Baumheier	GER-Lauf an der Pregnit	CRG/Iame	/RS-Motorsport	16	12:33.597	25.262	46.002	13	1
19	401	Ja	Philip Wiskirchen	GER-Euskirchen	Tony/IAME	RMW Motorsport/AC Rübenach	16	12:33.954	25.619	46.101	15	1
20	56		Julien-Noel Rehberg	GER-Haltern am See	Tony/TM	Kartshop Ampfing/Darmas Performance/RC	16	12:53.348	45.013	45.745	16	1
Nicht gewertet: (75% = 12 Rnd.)												
	24		David Jaromin	GER-Windeck	Maranello/TM	SRP Racing Team/KCK Kerpen	6	4:45.554	10 Runden	46.555	5	0
	101	Ja	Fynn Hartwig	GER-Peine	Maranello/	SRP racing Team	6	4:47.198	10 Runden	46.717	6	0
	33		Can Sener	GER-Stuttgart	Tony/Vortex	Motorsport-Club Stuttgart/Dischner Racing	6	4:47.322	10 Runden	46.325	6	0
	14		Sebastian Hippler	GER-Bad Kissingen	CRG/	/MSC Bad Brückenau	6	4:48.753	10 Runden	46.316	6	0
	28	Ja	Leon Baumüller	GER-Beudingbostel	Praga/TM	AMC Diepholz/RS Schumacher Racing	2	1:41.788	14 Runden	48.131	2	0
	92	Ja	Thomas Rackl	GER-Berching	Kosmic/TM	MSC Berching/ADAC Nordbayern		1.712	16 Runden		0	0
	94	Ja	Tizian Heincke	GER-Assing	Tony/TM			2.385	16 Runden		0	0

Bemerkungen

Ergebnis vorbehaltlich technischen und sportlichen Nachuntersuchung

Gestartet: 27, Nicht gewertet:8

#20 +5Sec. Rennleiterentscheidung

Vorsprung	Ø km/h	Beste Rundenzeit	km/h	Beste Runde von
6.534	87,547	44.812	88,932	75 - Daniel Gregor

Reg-Nr.: K04/2019

Orbits

Rennleiter Andreas Ehm

Zeitnahme Camp Company

Gedruckt: 11.08.2019 19:15:58

Aushang: h

WAKC Kerpen

OK Junioren

Kerpen 1,107 Km

2.Lauf

11.08.2019 16:45

Rennen (16 Runden) gestartet um 17:38:18

Runde	Rundenzeit	Diff.	Tageszeit
(106) Luca Leistra			
1	47.270	+2.284	17:39:05.365
2	46.648	+1.662	17:39:52.013
3	45.996	+1.010	17:40:38.009
4	45.723	+0.737	17:41:23.732
5	45.637	+0.651	17:42:09.369
6	45.521	+0.535	17:42:54.890
7	45.440	+0.454	17:43:40.330
8	45.402	+0.416	17:44:25.732
9	45.302	+0.316	17:45:11.034
10	45.107	+0.121	17:45:56.141
11	44.998	+0.012	17:46:41.139
12	45.178	+0.192	17:47:26.317
13	45.045	+0.059	17:48:11.362
14	45.061	+0.075	17:48:56.423
15	44.986		17:49:41.409
16	45.021	+0.035	17:50:26.430

Runde	Rundenzeit	Diff.	Tageszeit
(104) Maximilian Rehm			
1	48.170	+2.911	17:39:06.437
2	46.824	+1.565	17:39:53.261
3	46.461	+1.202	17:40:39.722
4	46.259	+1.000	17:41:25.981
5	46.146	+0.887	17:42:12.127
6	45.871	+0.612	17:42:57.998
7	45.721	+0.462	17:43:43.719
8	45.682	+0.423	17:44:29.401
9	45.680	+0.421	17:45:15.081
10	45.588	+0.329	17:46:00.669
11	45.410	+0.151	17:46:46.079
12	45.490	+0.231	17:47:31.569
13	45.426	+0.167	17:48:16.995
14	45.407	+0.148	17:49:02.402
15	45.303	+0.044	17:49:47.705
16	45.259		17:50:32.964

Runde	Rundenzeit	Diff.	Tageszeit
(93) Vincent Andronaco			
1	49.858	+4.691	17:39:08.229
2	46.770	+1.603	17:39:54.999
3	47.324	+2.157	17:40:42.323
4	46.581	+1.414	17:41:28.904
5	46.048	+0.881	17:42:14.952
6	46.160	+0.993	17:43:01.112
7	46.403	+1.236	17:43:47.515
8	46.092	+0.925	17:44:33.607
9	45.617	+0.450	17:45:19.224
10	45.325	+0.158	17:46:04.549
11	45.787	+0.620	17:46:50.336
12	45.167		17:47:35.503
13	45.272	+0.105	17:48:20.775
14	45.252	+0.085	17:49:06.027
15	45.273	+0.106	17:49:51.300
16	45.393	+0.226	17:50:36.693

Runde	Rundenzeit	Diff.	Tageszeit
(74) Paul Ducoffre			
1	48.193	+2.904	17:39:06.614
2	47.324	+2.035	17:39:53.938
3	47.475	+2.186	17:40:41.413
4	46.637	+1.348	17:41:28.050
5	46.238	+0.949	17:42:14.288
6	46.116	+0.827	17:43:00.404
7	46.208	+0.919	17:43:46.612
8	46.201	+0.912	17:44:32.813
9	46.045	+0.756	17:45:18.858
10	45.624	+0.335	17:46:04.482

Runde	Rundenzeit	Diff.	Tageszeit
11	46.186	+0.897	17:46:50.668
12	45.477	+0.188	17:47:36.145
13	45.424	+0.135	17:48:21.569
14	45.361	+0.072	17:49:06.930
15	45.289		17:49:52.219
16	45.478	+0.189	17:50:37.697

Runde	Rundenzeit	Diff.	Tageszeit
(8) Luca Inderfurth			
1	48.394	+3.119	17:39:06.804
2	47.370	+2.095	17:39:54.174
3	47.347	+2.072	17:40:41.521
4	46.729	+1.454	17:41:28.250
5	46.315	+1.040	17:42:14.565
6	45.998	+0.723	17:43:00.563
7	46.435	+1.160	17:43:46.998
8	46.157	+0.882	17:44:33.155
9	45.962	+0.687	17:45:19.117
10	45.724	+0.449	17:46:04.841
11	46.190	+0.915	17:46:51.031
12	45.444	+0.169	17:47:36.475
13	45.473	+0.198	17:48:21.948
14	45.297	+0.022	17:49:07.245
15	45.275		17:49:52.520
16	45.421	+0.146	17:50:37.941

Runde	Rundenzeit	Diff.	Tageszeit
(107) Piet Matthes			
1	49.305	+4.160	17:39:07.810
2	47.040	+1.895	17:39:54.850
3	46.949	+1.804	17:40:41.799
4	46.747	+1.602	17:41:28.546
5	46.270	+1.125	17:42:14.816
6	46.151	+1.006	17:43:00.967
7	46.458	+1.313	17:43:47.425
8	46.399	+1.254	17:44:33.824
9	45.609	+0.464	17:45:19.433
10	45.654	+0.509	17:46:05.087
11	46.087	+0.942	17:46:51.174
12	45.537	+0.392	17:47:36.711
13	45.603	+0.458	17:48:22.314
14	45.323	+0.178	17:49:07.637
15	45.145		17:49:52.782
16	45.315	+0.170	17:50:38.097

Runde	Rundenzeit	Diff.	Tageszeit
(103) Lilly Zug			
1	48.452	+2.765	17:39:07.149
2	47.368	+1.681	17:39:54.517
3	47.544	+1.857	17:40:42.061
4	46.711	+1.024	17:41:28.772
5	46.504	+0.817	17:42:15.276
6	46.261	+0.574	17:43:01.537
7	46.070	+0.383	17:43:47.607
8	46.721	+1.034	17:44:34.328
9	46.186	+0.499	17:45:20.514
10	45.801	+0.114	17:46:06.315
11	45.804	+0.117	17:46:52.119
12	45.880	+0.193	17:47:37.999
13	45.760	+0.073	17:48:23.759
14	45.687		17:49:09.446
15	45.881	+0.194	17:49:55.327
16	46.178	+0.491	17:50:41.505

Runde	Rundenzeit	Diff.	Tageszeit
(15) Paul Braunhold			
1	49.268	+3.579	17:39:08.073
2	47.576	+1.887	17:39:55.649
3	47.014	+1.325	17:40:42.663
4	46.759	+1.070	17:41:29.422

Runde	Rundenzeit	Diff.	Tageszeit
5	46.343	+0.654	17:42:15.765
6	46.274	+0.585	17:43:02.039
7	46.034	+0.345	17:43:48.073
8	46.448	+0.759	17:44:34.521
9	46.158	+0.469	17:45:20.679
10	45.775	+0.086	17:46:06.454
11	45.758	+0.069	17:46:52.212
12	45.898	+0.209	17:47:38.110
13	45.753	+0.064	17:48:23.863
14	45.689		17:49:09.552
15	45.853	+0.164	17:49:55.405
16	46.257	+0.568	17:50:41.662

Runde	Rundenzeit	Diff.	Tageszeit
(91) Dominik Reuters			
1	50.582	+5.061	17:39:09.732
2	47.184	+1.663	17:39:56.916
3	46.291	+0.770	17:40:43.207
4	47.142	+1.621	17:41:30.349
5	46.287	+0.766	17:42:16.636
6	47.173	+1.652	17:43:03.809
7	46.146	+0.625	17:43:49.955
8	46.281	+0.760	17:44:36.236
9	45.797	+0.276	17:45:22.033
10	45.680	+0.159	17:46:07.713
11	45.711	+0.190	17:46:53.424
12	45.717	+0.196	17:47:39.141
13	45.521		17:48:24.662
14	45.614	+0.093	17:49:10.276
15	45.848	+0.327	17:49:56.124
16	45.692	+0.171	17:50:41.816

Runde	Rundenzeit	Diff.	Tageszeit
(20) Theo Oeverhaus			
1	49.719	+4.310	17:39:08.363
2	47.054	+1.645	17:39:55.417
3	47.165	+1.756	17:40:42.582
4	46.633	+1.224	17:41:29.215
5	46.201	+0.792	17:42:15.416
6	46.242	+0.833	17:43:01.658
7	46.123	+0.714	17:43:47.781
8	46.375	+0.966	17:44:34.156
9	45.710	+0.301	17:45:19.866
10	45.492	+0.083	17:46:05.358
11	46.086	+0.677	17:46:51.444
12	45.490	+0.081	17:47:36.934
13	45.549	+0.140	17:48:22.483
14	45.480	+0.071	17:49:07.963
15	45.409		17:49:53.372
16	45.532	+0.123	17:50:38.904

Runde	Rundenzeit	Diff.	Tageszeit
(44) Jesse Kirkby			
1	49.849	+3.942	17:39:09.154
2	47.188	+1.281	17:39:56.342
3	46.760	+0.853	17:40:43.102
4	47.005	+1.098	17:41:30.107
5	46.312	+0.405	17:42:16.419
6	47.221	+1.314	17:43:03.640
7	46.231	+0.324	17:43:49.871
8	46.905	+0.998	17:44:36.776
9	46.215	+0.308	17:45:22.991
10	46.296	+0.389	17:46:09.287
11	46.252	+0.345	17:46:55.539
12	45.987	+0.080	17:47:41.526
13	46.056	+0.149	17:48:27.582
14	46.022	+0.115	17:49:13.604
15	45.907		17:49:59.511
16	46.357	+0.450	17:50:45.868

WAKC Kerpen

OK Junioren

2.Lauf

Kerpen 1,107 Km

11.08.2019 16:45

Rennen (16 Runden) gestartet um 17:38:18

Runde	Rundenzeit	Diff.	Tageszeit
(11) Julien Koch			
1	51.694	+6.389	17:39:10.780
2	47.974	+2.669	17:39:58.754
3	46.960	+1.655	17:40:45.714
4	47.354	+2.049	17:41:33.068
5	46.724	+1.419	17:42:19.792
6	45.923	+0.618	17:43:05.715
7	46.591	+1.286	17:43:52.306
8	46.149	+0.844	17:44:38.455
9	46.474	+1.169	17:45:24.929
10	46.835	+1.530	17:46:11.764
11	46.215	+0.910	17:46:57.979
12	46.344	+1.039	17:47:44.323
13	46.466	+1.161	17:48:30.789
14	46.164	+0.859	17:49:16.953
15	45.627	+0.322	17:50:02.580
16	45.305		17:50:47.885

Runde	Rundenzeit	Diff.	Tageszeit
(109) Elijah Saia			
1	50.778	+4.583	17:39:10.222
2	47.495	+1.300	17:39:57.717
3	47.069	+0.874	17:40:44.786
4	46.912	+0.717	17:41:31.698
5	46.787	+0.592	17:42:18.485
6	46.562	+0.367	17:43:05.047
7	46.937	+0.742	17:43:51.984
8	46.351	+0.156	17:44:38.335
9	46.506	+0.311	17:45:24.841
10	46.645	+0.450	17:46:11.486
11	46.363	+0.168	17:46:57.849
12	46.352	+0.157	17:47:44.201
13	46.511	+0.316	17:48:30.712
14	47.099	+0.904	17:49:17.811
15	46.195		17:50:04.006
16	46.467	+0.272	17:50:50.473

Runde	Rundenzeit	Diff.	Tageszeit
(102) Michael Perthel			
1	51.271	+5.197	17:39:11.058
2	47.911	+1.837	17:39:58.969
3	47.150	+1.076	17:40:46.119
4	47.400	+1.326	17:41:33.519
5	46.762	+0.688	17:42:20.281
6	46.440	+0.366	17:43:06.721
7	46.889	+0.815	17:43:53.610
8	46.537	+0.463	17:44:40.147
9	46.515	+0.441	17:45:26.662
10	46.279	+0.205	17:46:12.941
11	46.241	+0.167	17:46:59.182
12	46.074		17:47:45.256
13	46.128	+0.054	17:48:31.384
14	46.726	+0.652	17:49:18.110
15	46.101	+0.027	17:50:04.211
16	46.432	+0.358	17:50:50.643

Runde	Rundenzeit	Diff.	Tageszeit
(123) Wenhui Lu			
1	50.889	+4.923	17:39:11.482
2	48.070	+2.104	17:39:59.552
3	47.131	+1.165	17:40:46.683
4	47.276	+1.310	17:41:33.959
5	46.867	+0.901	17:42:20.826
6	46.346	+0.380	17:43:07.172
7	47.317	+1.351	17:43:54.489
8	46.739	+0.773	17:44:41.228
9	46.065	+0.099	17:45:27.293
10	46.177	+0.211	17:46:13.470

Runde	Rundenzeit	Diff.	Tageszeit
11	46.288	+0.322	17:46:59.758
12	46.561	+0.595	17:47:46.319
13	46.130	+0.164	17:48:32.449
14	46.313	+0.347	17:49:18.762
15	46.227	+0.261	17:50:04.989
16	45.966		17:50:50.955

Runde	Rundenzeit	Diff.	Tageszeit
(105) Luca Wehrli			
1	50.589	+4.490	17:39:10.584
2	47.771	+1.672	17:39:58.355
3	47.145	+1.046	17:40:45.500
4	47.348	+1.249	17:41:32.848
5	46.690	+0.591	17:42:19.538
6	46.865	+0.766	17:43:06.403
7	46.780	+0.681	17:43:53.183
8	46.658	+0.559	17:44:39.841
9	46.427	+0.328	17:45:26.268
10	46.404	+0.305	17:46:12.672
11	46.375	+0.276	17:46:59.047
12	47.003	+0.904	17:47:46.050
13	46.314	+0.215	17:48:32.364
14	46.789	+0.690	17:49:19.153
15	46.099		17:50:05.252
16	46.180	+0.081	17:50:51.432

Runde	Rundenzeit	Diff.	Tageszeit
(108) Franz Baumheier			
1	51.628	+5.626	17:39:11.307
2	47.962	+1.960	17:39:59.269
3	47.112	+1.110	17:40:46.381
4	47.449	+1.447	17:41:33.830
5	47.436	+1.434	17:42:21.266
6	46.418	+0.416	17:43:07.684
7	47.087	+1.085	17:43:54.771
8	46.198	+0.196	17:44:40.969
9	46.071	+0.069	17:45:27.040
10	46.059	+0.057	17:46:13.099
11	46.280	+0.278	17:46:59.379
12	47.440	+1.438	17:47:46.819
13	46.002		17:48:32.821
14	46.490	+0.488	17:49:19.311
15	46.107	+0.105	17:50:05.418
16	46.274	+0.272	17:50:51.692

Runde	Rundenzeit	Diff.	Tageszeit
(401) Philip Wiskirchen			
1	51.501	+5.400	17:39:11.651
2	48.355	+2.254	17:40:00.006
3	47.625	+1.524	17:40:47.631
4	47.089	+0.988	17:41:34.720
5	47.060	+0.959	17:42:21.780
6	46.703	+0.602	17:43:08.483
7	46.485	+0.384	17:43:54.968
8	46.720	+0.619	17:44:41.688
9	46.411	+0.310	17:45:28.099
10	46.248	+0.147	17:46:14.347
11	46.184	+0.083	17:47:00.531
12	46.487	+0.386	17:47:47.018
13	46.123	+0.022	17:48:33.141
14	46.393	+0.292	17:49:19.534
15	46.101		17:50:05.635
16	46.414	+0.313	17:50:52.049

Runde	Rundenzeit	Diff.	Tageszeit
(56) Julien-Noel Rehberg			
1	1:21.205	+35.460	17:39:39.461
2	47.092	+1.347	17:40:26.553
3	46.644	+0.899	17:41:13.197
4	46.422	+0.677	17:41:59.619

Runde	Rundenzeit	Diff.	Tageszeit
5	46.289	+0.544	17:42:45.908
6	46.352	+0.607	17:43:32.260
7	46.070	+0.325	17:44:18.330
8	45.995	+0.250	17:45:04.325
9	45.977	+0.232	17:45:50.302
10	45.935	+0.190	17:46:36.237
11	45.910	+0.165	17:47:22.147
12	45.969	+0.224	17:48:08.116
13	45.768	+0.023	17:48:53.884
14	45.910	+0.165	17:49:39.794
15	45.904	+0.159	17:50:25.698
16	45.745		17:51:11.443

Runde	Rundenzeit	Diff.	Tageszeit
(24) David Jaromin			
1	49.490	+2.935	17:39:08.498
2	47.300	+0.745	17:39:55.798
3	47.153	+0.598	17:40:42.951
4	46.720	+0.165	17:41:29.671
5	46.555		17:42:16.226
6	47.423	+0.868	17:43:03.649

Runde	Rundenzeit	Diff.	Tageszeit
(101) Fynn Hartwig			
1	50.751	+4.034	17:39:09.643
2	48.144	+1.427	17:39:57.787
3	47.192	+0.475	17:40:44.979
4	46.846	+0.129	17:41:31.825
5	46.751	+0.034	17:42:18.576
6	46.717		17:43:05.293

Runde	Rundenzeit	Diff.	Tageszeit
(33) Can Sener			
1	50.817	+4.492	17:39:10.092
2	47.999	+1.674	17:39:58.091
3	47.110	+0.785	17:40:45.201
4	47.346	+1.021	17:41:32.547
5	46.545	+0.220	17:42:19.092
6	46.325		17:43:05.417

Runde	Rundenzeit	Diff.	Tageszeit
(14) Sebastian Hippler			
1	50.467	+4.151	17:39:10.663
2	47.913	+1.597	17:39:58.576
3	47.062	+0.746	17:40:45.638
4	47.334	+1.018	17:41:32.972
5	47.560	+1.244	17:42:20.532
6	46.316		17:43:06.848

Runde	Rundenzeit	Diff.	Tageszeit
(28) Leon Bauchmüller			
1	50.985	+2.854	17:39:11.752
2	48.131		17:39:59.883

Runde	Rundenzeit	Diff.	Tageszeit
(75) Daniel Gregor			
1	48.764	+3.952	17:39:06.937
2	47.427	+2.615	17:39:54.364
3	47.292	+2.480	17:40:41.656
4	46.768	+1.956	17:41:28.424
5	46.317	+1.505	17:42:14.741
6	45.971	+1.159	17:43:00.712
7	46.440	+1.628	17:43:47.152
8	45.738	+0.926	17:44:32.890
9	45.309	+0.497	17:45:18.199
10	45.237	+0.425	17:46:03.436
11	45.045	+0.233	17:46:48.481
12	45.155	+0.343	17:47:33.636
13	44.984	+0.172	17:48:18.620
14	44.867	+0.055	17:49:03.487
15	44.885	+0.073	17:49:48.372
16	44.812		17:50:33.184

WAKC Kerpen

OK Junioren

Kerpen 1,107 Km

Tageswertung OK Junioren

Pos.	Nr.	Nachname	Vorname	Bewerber/Sponsor	Fabrikat	R1	R2	Gesamtpunktzahl
1	106	Leistra	Luca	/RS Schumacher Racing	Praga/TM	20	20	40
2	104	Rehm	Maximilian	AMC Ehringen/Rehm Racing	CRG/TM	18	18	36
3	75	Gregor	Daniel	ADAC Team Pfalz/Junior Team 75	KR/TM	16	16	32
4	93	Andronaco	Vincent		Intrepid/IAME	15	15	30
5	74	Ducoffre	Paul	CRG Keijzer Racing/KCK Kerpen	CRG/Iame	13	14	27
6	8	Inderfurth	Luca	RL Comepition	CRG/TM	12	13	25
7	107	Matthes	Piet	ADAC Kart Junior Team/Millennium F	Tony/Vortex	10	12	22
8	20	Oeverhaus	Theo	RMW Motorsport	/	11	8	19
9	103	Zug	Lilly	RL Competition	CRG/TM	8	11	19
10	15	Braunhold	Paul	PAROLIN Deutschland MSR/WST/	PAROLIN/TM	6	10	16
11	56	Rehberg	Julien-Noel	Kartshop Ampfing/Darmas Perform	Tony/TM	14	1	15
12	91	Reuters	Dominik		Praga/TM	5	9	14
13	11	Koch	Julien	ADAC Hessen Thüringen/ADAC Hes	Gillard/Iame	7	6	13
14	44	Kirkby	Jesse	/SRP Racing Team	Maranello/TM	3	7	10
15	24	Jaromin	David	SRP Racing Team/KCK Kerpen	Maranello/TM	9	0	9
16	109	Saia	Elijah	/ECS Racing Team	Parolin/TM	1	5	6
17	102	Perthel	Michael	RL Competition	CRG/TM	1	4	5
18	101	Hartwig	Fynn	SRP racing Team	Maranello/	4	0	4
19	123	Lu	Wenhu	/Rexon Motors	Maranello/TM	1	3	4
20	105	Wehrli	Luca	/RMW Motorsport	RS/IAME	1	2	3
21	33	Sener	Can	Motorsport-Club Stuttgart/Dischner	Tony/Vortex	2	0	2
22	108	Baumheier	Franz	/RS-Motorsport	CRG/Iame	1	1	2
23	401	Wiskirchen	Philip	RMW Motorsport/AC Rübenach	Tony/IAME	1	1	2
24	28	Bauchmüller	Leon	AMC Diepholz/RS Schumacher Raci	Praga/TM	1	0	1
25	14	Hippler	Sebastian	/MSC Bad Brückenau	CRG/	1	0	1
26	94	Heincke	Tizian		Tony/TM	1	0	1
27	92	Rackl	Thomas	MSC Berching/ADAC Nordbayern	Kosmic/TM	1	0	1

Bemerkungen

Ergebnis vorbehaltlich technischen und sportlichen Nachuntersuchung

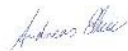
Reg-Nr.: K04/2019

Orbits

Rennleiter Andreas Ehm

Zeitnahme Monika Riehmers






Aushang:

h




Gedruckt: 11.08.2019 19:24:03

WAKC Kerpen

OK Junioren

Kerpen 1,107 Km

Freies Training

11.08.2019 09:30

Training (9:00 Zeit) gestartet um 9:35:54

Pos.	Nr.	Name	Wohnort	Fabrikat	Bewerber/Sponsor	Rnd.	Beste Zeit	Diff.	In Rd.	km/h
1	75	Daniel Gregor	GER-Leinsweiler	KR/TM	ADAC Team Pfalz/Junior Team 75	10	44.649		8	89,256
2	106	Luca Leistra	GER-Brasschat	Praga/TM	/RS Schumacher Racing	11	44.947	0.298	11	88,664
3	104	Maximilian Rehm	GER-Blaubeuren	CRG/TM	AMC Ehningen/Rehm Racing	10	45.260	0.611	8	88,051
4	56	Julien-Noel Rehberg	GER-Haltern am See	Tony/TM	Kartshop Ampfing/Darmas Performance/R	12	45.285	0.636	12	88,003
5	28	Leon Buchmüller	GER-Beudingbostel	Praga/TM	AMC Diepholz/RS Schumacher Racing	12	45.336	0.687	12	87,904
6	93	Vincent Andronaco	GER-Werstort	Intrepid/IAME		11	45.368	0.719	7	87,842
7	123	Wenhu Lu	CHN-Shanghai	Maranello/TM	/Rexon Motors	12	45.453	0.804	11	87,677
8	107	Piet Matthes	GER-Siebenlehn	Tony/Vortex	ADAC Kart Junior Team/Millennium Racing	10	45.455	0.806	10	87,674
9	74	Paul Ducoffre	GER-Bedburg	CRG/Iame	CRG Keijzer Racing/KCK Kerpen	12	45.464	0.815	11	87,656
10	11	Julien Koch	GER-Wehrheim	Gillard/Iame	ADAC Hessen Thüringen/ADAC Hessen Th	9	45.566	0.917	8	87,460
11	91	Dominik Reuters	GER-Herzogenrath	Praga/TM		11	45.626	0.977	9	87,345
12	8	Luca Inderfurth	GER-Lahr	CRG/TM	RL Comeption	11	45.642	0.993	8	87,314
13	103	Lilly Zug	GER-Mitterscheiern	CRG/TM	RL Competition	11	45.668	1.019	8	87,265
14	101	Fynn Hartwig	GER-Peine	Maranello/	SRP racing Team	11	45.684	1.035	8	87,234
15	44	Jesse Kirkby	GER-Dassel	Maranello/TM	/SRP Racing Team	9	45.707	1.058	8	87,190
16	15	Paul Braunhold	GER-Fürth	PAROLIN/TM	PAROLIN Deutschland MSR/WST/	12	45.823	1.174	7	86,969
17	108	Franz Baumheier	GER-Lauf an der Pregnitz	CRG/Iame	/RS-Motorsport	11	45.853	1.204	6	86,913
18	20	Theo Oeverhaus	GER-Osnabrück	/	RMW Motorsport	10	45.887	1.238	6	86,848
19	92	Thomas Rackl	GER-Berching	Kosmic/TM	MSC Berching/ADAC Nordbayern	10	46.115	1.466	9	86,419
20	24	David Jaromin	GER-Windeck	Maranello/TM	SRP Racing Team/KCK Kerpen	11	46.191	1.542	6	86,277
21	33	Can Sener	GER-Stuttgart	Tony/Vortex	Motorsport-Club Stuttgart/Dischner Racing	12	46.335	1.686	12	86,008
22	105	Luca Wehrli	GER-Kapstadt	RS/IAME	/RMW Motorsport	11	46.408	1.759	11	85,873
23	102	Michael Perthel	GER-München	CRG/TM	RL Competition	11	46.485	1.836	9	85,731
24	94	Tizian Heincke	GER-Assing	Tony/TM		11	46.642	1.993	11	85,442
25	14	Sebastian Hippler	GER-Bad Kissingen	CRG/	/MSC Bad Brückenau	11	46.760	2.111	6	85,227
26	401	Philip Wiskirchen	GER-Euskirchen	Tony/IAME	RMW Motorsport/AC Rübenach	5	46.988	2.339	5	84,813
27	109	Elijah Saia	GER-Deggingen	Parolin/TM	/ECS Racing Team	10	47.171	2.522	3	84,484

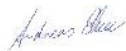
Reg-Nr.: K04/2019

Orbits

Rennleiter Andreas Ehm

Zeitnahme Monika Riehmers






Aushang:

h




Gedruckt: 11.08.2019 09:46:11

WAKC Kerpen

OK Junioren

Freies Training

Training (9:00 Zeit) gestartet um 9:35:54

Kerpen 1,107 Km

11.08.2019 09:30

Runde	Rundenzeit	Diff.	Tageszeit
(75) Daniel Gregor			
1	49.934	+5.285	9:38:10.614
2	45.736	+1.087	9:38:56.350
3	45.152	+0.503	9:39:41.502
4	44.891	+0.242	9:40:26.393
5	46.020	+1.371	9:41:12.413
6	45.507	+0.858	9:41:57.920
7	45.308	+0.659	9:42:43.228
8	44.649		9:43:27.877
9	44.961	+0.312	9:44:12.838
10	45.294	+0.645	9:44:58.132

Runde	Rundenzeit	Diff.	Tageszeit
(106) Luca Leistra			
1	50.048	+5.101	9:37:32.086
2	46.190	+1.243	9:38:18.276
3	45.665	+0.718	9:39:03.941
4	45.329	+0.382	9:39:49.270
5	45.704	+0.757	9:40:34.974
6	45.327	+0.380	9:41:20.301
7	45.126	+0.179	9:42:05.427
8	45.089	+0.142	9:42:50.516
9	45.846	+0.899	9:43:36.362
10	45.119	+0.172	9:44:21.481
11	44.947		9:45:06.428

Runde	Rundenzeit	Diff.	Tageszeit
(104) Maximilian Rehm			
1	49.098	+3.838	9:37:36.272
2	46.449	+1.189	9:38:22.721
3	45.963	+0.703	9:39:08.684
4	46.028	+0.768	9:39:54.712
5	45.865	+0.605	9:40:40.577
6	45.700	+0.440	9:41:26.277
7	45.498	+0.238	9:42:11.775
8	45.260		9:42:57.035
9	1:19.922	+34.662	9:44:16.957
10	48.371	+3.111	9:45:05.328

Runde	Rundenzeit	Diff.	Tageszeit
(56) Julien-Noel Rehberg			
1	49.305	+4.020	9:36:59.540
2	46.863	+1.578	9:37:46.403
3	46.000	+0.715	9:38:32.403
4	45.993	+0.708	9:39:18.396
5	45.609	+0.324	9:40:04.005
6	46.323	+1.038	9:40:50.328
7	45.525	+0.240	9:41:35.853
8	45.555	+0.270	9:42:21.408
9	45.336	+0.051	9:43:06.744
10	46.649	+1.364	9:43:53.393
11	45.795	+0.510	9:44:39.188
12	45.285		9:45:24.473

Runde	Rundenzeit	Diff.	Tageszeit
(28) Leon Buchmüller			
1	49.128	+3.792	9:37:00.558
2	46.935	+1.599	9:37:47.493
3	47.629	+2.293	9:38:35.122
4	47.244	+1.908	9:39:22.366
5	45.829	+0.493	9:40:08.195
6	45.949	+0.613	9:40:54.144
7	45.609	+0.273	9:41:39.753
8	45.753	+0.417	9:42:25.506
9	45.596	+0.260	9:43:11.102
10	45.864	+0.528	9:43:56.966
11	46.120	+0.784	9:44:43.086
12	45.336		9:45:28.422

Runde	Rundenzeit	Diff.	Tageszeit
(93) Vincent Andronaco			
1	56.246	+10.878	9:37:19.030
2	46.295	+0.927	9:38:05.325
3	45.908	+0.540	9:38:51.233
4	51.346	+5.978	9:39:42.579
5	47.096	+1.728	9:40:29.675
6	45.608	+0.240	9:41:15.283
7	45.368		9:42:00.651
8	45.635	+0.267	9:42:46.286
9	46.136	+0.768	9:43:32.422
10	45.678	+0.310	9:44:18.100
11	45.891	+0.523	9:45:03.991

Runde	Rundenzeit	Diff.	Tageszeit
(123) Wenhua Lu			
1	50.155	+4.702	9:36:57.970
2	47.210	+1.757	9:37:45.180
3	46.620	+1.167	9:38:31.800
4	45.937	+0.484	9:39:17.737
5	45.911	+0.458	9:40:03.648
6	45.665	+0.212	9:40:49.313
7	45.691	+0.238	9:41:35.004
8	45.797	+0.344	9:42:20.801
9	45.773	+0.320	9:43:06.574
10	45.672	+0.219	9:43:52.246
11	45.453		9:44:37.699
12	45.694	+0.241	9:45:23.393

Runde	Rundenzeit	Diff.	Tageszeit
(107) Piet Matthes			
1	49.675	+4.220	9:37:38.372
2	46.299	+0.844	9:38:24.671
3	45.863	+0.408	9:39:10.534
4	45.710	+0.255	9:39:56.244
5	1:15.077	+29.622	9:41:11.321
6	47.018	+1.563	9:41:58.339
7	45.528	+0.073	9:42:43.867
8	46.263	+0.808	9:43:30.130
9	45.622	+0.167	9:44:15.752
10	45.455		9:45:01.207

Runde	Rundenzeit	Diff.	Tageszeit
(74) Paul Ducoffre			
1	49.112	+3.648	9:36:59.858
2	47.387	+1.923	9:37:47.245
3	48.101	+2.637	9:38:35.346
4	46.806	+1.342	9:39:22.152
5	45.816	+0.352	9:40:07.968
6	45.632	+0.168	9:40:53.600
7	45.886	+0.422	9:41:39.486
8	45.498	+0.034	9:42:24.984
9	45.545	+0.081	9:43:10.529
10	45.705	+0.241	9:43:56.234
11	45.464		9:44:41.698
12	45.905	+0.441	9:45:27.603

Runde	Rundenzeit	Diff.	Tageszeit
(11) Julien Koch			
1	51.001	+5.435	9:37:37.910
2	46.595	+1.029	9:38:24.505
3	46.660	+1.094	9:39:11.165
4	46.153	+0.587	9:39:57.318
5	45.743	+0.177	9:40:43.061
6	45.611	+0.045	9:41:28.672
7	45.853	+0.287	9:42:14.525
8	45.566		9:43:00.091
9	45.689	+0.123	9:43:45.780

Runde	Rundenzeit	Diff.	Tageszeit
(91) Dominik Reuters			
1	51.652	+6.026	9:37:11.094

Runde	Rundenzeit	Diff.	Tageszeit
2	47.688	+2.062	9:37:58.782
3	46.779	+1.153	9:38:45.561
4	46.869	+1.243	9:39:32.430
5	47.162	+1.536	9:40:19.592
6	46.804	+1.178	9:41:06.396
7	46.375	+0.749	9:41:52.771
8	46.078	+0.452	9:42:38.849
9	45.626		9:43:24.475
10	46.497	+0.871	9:44:10.972
11	46.897	+1.271	9:44:57.869

Runde	Rundenzeit	Diff.	Tageszeit
(8) Luca Inderfurth			
1	51.118	+5.476	9:37:11.365
2	48.035	+2.393	9:37:59.400
3	47.021	+1.379	9:38:46.421
4	46.414	+0.772	9:39:32.835
5	47.150	+1.508	9:40:19.985
6	46.116	+0.474	9:41:06.101
7	46.450	+0.808	9:41:52.551
8	45.642		9:42:38.193
9	45.915	+0.273	9:43:24.108
10	45.928	+0.286	9:44:10.036
11	45.862	+0.220	9:44:55.898

Runde	Rundenzeit	Diff.	Tageszeit
(103) Lilly Zug			
1	49.234	+3.566	9:37:12.083
2	47.432	+1.764	9:37:59.515
3	46.591	+0.923	9:38:46.106
4	46.673	+1.005	9:39:32.779
5	46.949	+1.281	9:40:19.728
6	46.265	+0.597	9:41:05.993
7	46.126	+0.458	9:41:52.119
8	45.668		9:42:37.787
9	1:19.614	+33.946	9:43:57.401
10	47.136	+1.468	9:44:44.537
11	45.795	+0.127	9:45:30.332

Runde	Rundenzeit	Diff.	Tageszeit
(101) Fynn Hartwig			
1	53.734	+8.050	9:37:39.970
2	47.274	+1.590	9:38:27.244
3	46.576	+0.892	9:39:13.820
4	46.232	+0.548	9:40:00.052
5	46.169	+0.485	9:40:46.221
6	45.905	+0.221	9:41:32.126
7	45.773	+0.089	9:42:17.899
8	45.684		9:43:03.583
9	46.192	+0.508	9:43:49.775
10	45.871	+0.187	9:44:35.646
11	46.174	+0.490	9:45:21.820

Runde	Rundenzeit	Diff.	Tageszeit
(44) Jesse Kirkby			
1	50.780	+5.073	9:37:35.352
2	47.257	+1.550	9:38:22.609
3	46.490	+0.783	9:39:09.099
4	46.097	+0.390	9:39:55.196
5	46.238	+0.531	9:40:41.434
6	45.978	+0.271	9:41:27.412
7	45.836	+0.129	9:42:13.248
8	45.707		9:42:58.955
9	46.381	+0.674	9:43:45.336

Runde	Rundenzeit	Diff.	Tageszeit
(15) Paul Braunhold			
1	51.041	+5.218	9:36:57.709
2	47.958	+2.135	9:37:45.667
3	46.532	+0.709	9:38:32.199
4	46.545	+0.722	9:39:18.744

WAKC Kerpen

OK Junioren

Kerpen 1,107 Km

Freies Training

11.08.2019 09:30

Training (9:00 Zeit) gestartet um 9:35:54

Runde	Rundenzeit	Diff.	Tageszeit
5	46.199	+0.376	9:40:04.943
6	45.970	+0.147	9:40:50.913
7	45.823		9:41:36.736
8	46.943	+1.120	9:42:23.679
9	45.924	+0.101	9:43:09.603
10	46.043	+0.220	9:43:55.646
11	46.312	+0.489	9:44:41.958
12	46.112	+0.289	9:45:28.070

(108) Franz Baumheier

1	53.957	+8.104	9:37:39.232
2	47.663	+1.810	9:38:26.895
3	46.710	+0.857	9:39:13.605
4	46.263	+0.410	9:39:59.868
5	46.213	+0.360	9:40:46.081
6	45.853		9:41:31.934
7	52.295	+6.442	9:42:24.229
8	46.082	+0.229	9:43:10.311
9	46.471	+0.618	9:43:56.782
10	46.651	+0.798	9:44:43.433
11	46.157	+0.304	9:45:29.590

(20) Theo Oeverhaus

1	49.587	+3.700	9:37:01.732
2	47.298	+1.411	9:37:49.030
3	46.905	+1.018	9:38:35.935
4	46.935	+1.048	9:39:22.870
5	46.299	+0.412	9:40:09.169
6	45.887		9:40:55.056
7	45.955	+0.068	9:41:41.011
8	46.024	+0.137	9:42:27.035
9	45.939	+0.052	9:43:12.974
10	1:41.525	+55.638	9:44:54.499

(92) Thomas Rackl

1	53.033	+6.918	9:37:10.371
2	47.723	+1.608	9:37:58.094
3	47.164	+1.049	9:38:45.258
4	47.045	+0.930	9:39:32.303
5	48.773	+2.658	9:40:21.076
6	46.973	+0.858	9:41:08.049
7	46.608	+0.493	9:41:54.657
8	46.406	+0.291	9:42:41.063
9	46.115		9:43:27.178
10	46.953	+0.838	9:44:14.131

(24) David Jaromin

1	49.833	+3.642	9:36:59.139
2	47.845	+1.654	9:37:46.984
3	46.939	+0.748	9:38:33.923
4	46.795	+0.604	9:39:20.718
5	46.349	+0.158	9:40:07.067
6	46.191		9:40:53.258
7	46.849	+0.658	9:41:40.107
8	46.196	+0.005	9:42:26.303
9	1:27.752	+41.561	9:43:54.055
10	47.152	+0.961	9:44:41.207
11	46.708	+0.517	9:45:27.915

(33) Can Sener

1	50.111	+3.776	9:36:58.951
2	47.884	+1.549	9:37:46.835
3	48.246	+1.911	9:38:35.081
4	48.088	+1.753	9:39:23.169
5	46.782	+0.447	9:40:09.951
6	46.410	+0.075	9:40:56.361

Runde	Rundenzeit	Diff.	Tageszeit
7	46.351	+0.016	9:41:42.712
8	46.383	+0.048	9:42:29.095
9	46.421	+0.086	9:43:15.516
10	46.543	+0.208	9:44:02.059
11	46.726	+0.391	9:44:48.785
12	46.335		9:45:35.120

(105) Luca Wehrli

1	53.160	+6.752	9:37:11.840
2	49.891	+3.483	9:38:01.731
3	47.602	+1.194	9:38:49.333
4	47.240	+0.832	9:39:36.573
5	46.628	+0.220	9:40:23.201
6	47.672	+1.264	9:41:10.873
7	47.575	+1.167	9:41:58.448
8	47.294	+0.886	9:42:45.742
9	46.464	+0.056	9:43:32.206
10	46.723	+0.315	9:44:18.929
11	46.408		9:45:05.337

(102) Michael Perthel

1	51.239	+4.754	9:37:11.951
2	48.269	+1.784	9:38:00.220
3	47.863	+1.378	9:38:48.083
4	47.246	+0.761	9:39:35.329
5	46.984	+0.499	9:40:22.313
6	47.155	+0.670	9:41:09.468
7	47.061	+0.576	9:41:56.529
8	46.624	+0.139	9:42:43.153
9	46.485		9:43:29.638
10	47.080	+0.595	9:44:16.718
11	50.704	+4.219	9:45:07.422

(94) Tizian Heincke

1	53.291	+6.649	9:37:10.941
2	48.203	+1.561	9:37:59.144
3	46.850	+0.208	9:38:45.994
4	48.604	+1.962	9:39:34.598
5	47.431	+0.789	9:40:22.029
6	47.595	+0.953	9:41:09.624
7	47.067	+0.425	9:41:56.691
8	49.435	+2.793	9:42:46.126
9	52.418	+5.776	9:43:38.544
10	47.038	+0.396	9:44:25.582
11	46.642		9:45:12.224

(14) Sebastian Hippler

1	49.950	+3.190	9:37:03.328
2	47.532	+0.772	9:37:50.860
3	50.321	+3.561	9:38:41.181
4	47.186	+0.426	9:39:28.367
5	46.985	+0.225	9:40:15.352
6	46.760		9:41:02.112
7	47.206	+0.446	9:41:49.318
8	47.470	+0.710	9:42:36.788
9	47.009	+0.249	9:43:23.797
10	47.103	+0.343	9:44:10.900
11	47.165	+0.405	9:44:58.065

(401) Philip Wiskirchen

1	53.622	+6.634	9:37:10.539
2	50.789	+3.801	9:38:01.328
3	47.553	+0.565	9:38:48.881
4	47.008	+0.020	9:39:35.889
5	46.988		9:40:22.877

WAKC Kerpen

OK Junioren

Kerpen 1,107 Km

Zeittraining

11.08.2019 11:15

Qualifikation (10:00 Zeit) gestartet um 11:40:56

Pos.	Nr.	Name	Wohnort	Fabrikat	Bewerber/Sponsor	Rnd.	Beste Zeit	Diff.	In Rd.	km/h
1	75	Daniel Gregor	GER-Leinsweiler	KR/TM	ADAC Team Pfalz/Junior Team 75	10	44.719		10	89,116
2	106	Luca Leistra	GER-Brasschat	Praga/TM	/RS Schumacher Racing	11	45.003	0.284	9	88,554
3	93	Vincent Andronaco	GER-Werstort	Intrepid/IAME		10	45.023	0.304	10	88,515
4	104	Maximilian Rehm	GER-Blaubeuren	CRG/TM	AMC Ehringen/Rehm Racing	11	45.199	0.480	6	88,170
5	11	Julien Koch	GER-Wehrheim	Gillard/Iame	ADAC Hessen Thüringen/ADAC Hessen Th	10	45.252	0.533	8	88,067
6	107	Piet Matthes	GER-Siebenlehn	Tony/Vortex	ADAC Kart Junior Team/Millennium Racing	12	45.255	0.536	12	88,061
7	74	Paul Ducoffre	GER-Bedburg	CRG/Iame	CRG Keijzer Racing/KCK Kerpen	10	45.265	0.546	10	88,042
8	56	Julien-Noel Rehberg	GER-Haltern am See	Tony/TM	Kartshop Ampfing/Darmas Performance/R	9	45.400	0.681	5	87,780
9	20	Theo Oeverhaus	GER-Osnabrück	/	RMW Motorsport	10	45.432	0.713	8	87,718
10	8	Luca Inderfurth	GER-Lahr	CRG/TM	RL Competition	9	45.486	0.767	8	87,614
11	103	Lilly Zug	GER-Mitterscheiern	CRG/TM	RL Competition	10	45.486	0.767	10	87,614
12	24	David Jaromin	GER-Windeck	Maranello/TM	SRP Racing Team/KCK Kerpen	11	45.516	0.797	6	87,556
13	91	Dominik Reuters	GER-Herzogenrath	Praga/TM		13	45.573	0.854	13	87,447
14	15	Paul Braunhold	GER-Fürth	PAROLIN/TM	PAROLIN Deutschland MSR/WST/	10	45.629	0.910	10	87,339
15	101	Fynn Hartwig	GER-Peine	Maranello/	SRP racing Team	13	45.642	0.923	10	87,314
16	33	Can Sener	GER-Stuttgart	Tony/Vortex	Motorsport-Club Stuttgart/Dischner Racing	13	45.686	0.967	13	87,230
17	123	Wenhu Lu	CHN-Shanghai	Maranello/TM	/Rexon Motors	13	45.722	1.003	10	87,162
18	28	Leon Buchmüller	GER-Beudingbostel	Praga/TM	AMC Diepholz/RS Schumacher Racing	13	45.811	1.092	11	86,992
19	44	Jesse Kirkby	GER-Dassel	Maranello/TM	/SRP Racing Team	13	45.859	1.140	9	86,901
20	14	Sebastian Hippler	GER-Bad Kissingen	CRG/	/MSC Bad Brückenau	8	45.886	1.167	8	86,850
21	94	Tizian Heincke	GER-Assing	Tony/TM		9	45.910	1.191	9	86,805
22	108	Franz Baumheier	GER-Lauf an der Pregnitz	CRG/Iame	/RS-Motorsport	12	45.955	1.236	12	86,720
23	109	Elijah Saia	GER-Deggingen	Parolin/TM	/ECS Racing Team	11	46.012	1.293	9	86,612
24	105	Luca Wehrli	GER-Kapstadt	RS/IAME	/RMW Motorsport	13	46.013	1.294	11	86,610
25	92	Thomas Rackl	GER-Berching	Kosmic/TM	MSC Berching/ADAC Nordbayern	13	46.068	1.349	13	86,507
26	401	Philip Wiskirchen	GER-Euskirchen	Tony/IAME	RMW Motorsport/AC Rübenaach	13	46.167	1.448	13	86,321
27	102	Michael Perthel	GER-München	CRG/TM	RL Competition	13	46.336	1.617	13	86,007

Bemerkungen

Ergebnis vorbehaltlich technischen und sportlichen Nachuntersuchung
#92 Transponder, schwache Batterie

Reg-Nr.: K04/2019

Orbits

Rennleiter Andreas Ehm

Zeitnahme Monika Riehmers

Aushang:

h

Gedruckt: 11.08.2019 11:54:49

WAKC Kerpen

OK Junioren

Zeittraining

Kerpen 1,107 Km

11.08.2019 11:15

Qualifikation (10:00 Zeit) gestartet um 11:40:56

Runde	Rundenzeit	Diff.	Tageszeit
(75) Daniel Gregor			
1	49.150	+4.431	11:44:33.758
2	46.045	+1.326	11:45:19.803
3	45.754	+1.035	11:46:05.557
4	45.824	+1.105	11:46:51.381
5	45.471	+0.752	11:47:36.852
6	45.496	+0.777	11:48:22.348
7	47.075	+2.356	11:49:09.423
8	45.271	+0.552	11:49:54.694
9	45.213	+0.494	11:50:39.907
10	44.719		11:51:24.626

Runde	Rundenzeit	Diff.	Tageszeit
(106) Luca Leistra			
1	48.368	+3.365	11:44:01.735
2	45.997	+0.994	11:44:47.732
3	45.385	+0.382	11:45:33.117
4	45.229	+0.226	11:46:18.346
5	45.196	+0.193	11:47:03.542
6	45.098	+0.095	11:47:48.640
7	45.615	+0.612	11:48:34.255
8	45.083	+0.080	11:49:19.338
9	45.003		11:50:04.341
10	45.195	+0.192	11:50:49.536
11	45.076	+0.073	11:51:34.612

Runde	Rundenzeit	Diff.	Tageszeit
(93) Vincent Andronaco			
1	52.846	+7.823	11:44:24.206
2	46.981	+1.958	11:45:11.187
3	45.633	+0.610	11:45:56.820
4	45.357	+0.334	11:46:42.177
5	45.306	+0.283	11:47:27.483
6	45.276	+0.253	11:48:12.759
7	45.263	+0.240	11:48:58.022
8	45.199	+0.176	11:49:43.221
9	45.099	+0.076	11:50:28.320
10	45.023		11:51:13.343

Runde	Rundenzeit	Diff.	Tageszeit
(104) Maximilian Rehm			
1	48.748	+3.549	11:44:03.470
2	46.407	+1.208	11:44:49.877
3	45.708	+0.509	11:45:35.585
4	45.515	+0.316	11:46:21.100
5	45.336	+0.137	11:47:06.436
6	45.199		11:47:51.635
7	45.209	+0.010	11:48:36.844
8	45.241	+0.042	11:49:22.085
9	45.228	+0.029	11:50:07.313
10	45.402	+0.203	11:50:52.715
11	45.414	+0.215	11:51:38.129

Runde	Rundenzeit	Diff.	Tageszeit
(11) Julien Koch			
1	49.014	+3.762	11:44:05.577
2	46.920	+1.668	11:44:52.497
3	46.001	+0.749	11:45:38.498
4	45.694	+0.442	11:46:24.192
5	45.611	+0.359	11:47:09.803
6	46.784	+1.532	11:47:56.587
7	45.287	+0.035	11:48:41.874
8	45.252		11:49:27.126
9	45.513	+0.261	11:50:12.639
10	45.507	+0.255	11:50:58.146

Runde	Rundenzeit	Diff.	Tageszeit
(107) Piet Matthes			
1	50.698	+5.443	11:43:03.499
2	47.198	+1.943	11:43:50.697

Runde	Rundenzeit	Diff.	Tageszeit
3	45.933	+0.678	11:44:36.630
4	46.007	+0.752	11:45:22.637
5	45.755	+0.500	11:46:08.392
6	45.486	+0.231	11:46:53.878
7	46.937	+1.682	11:47:40.815
8	45.828	+0.573	11:48:26.643
9	45.530	+0.275	11:49:12.173
10	45.409	+0.154	11:49:57.582
11	46.149	+0.894	11:50:43.731
12	45.255		11:51:28.986

Runde	Rundenzeit	Diff.	Tageszeit
(74) Paul Ducoffre			
1	50.971	+5.706	11:44:03.992
2	46.601	+1.336	11:44:50.593
3	45.667	+0.402	11:45:36.260
4	45.362	+0.097	11:46:21.622
5	52.113	+6.848	11:47:13.735
6	45.830	+0.565	11:47:59.565
7	45.397	+0.132	11:48:44.962
8	45.396	+0.131	11:49:30.358
9	45.369	+0.104	11:50:15.727
10	45.265		11:51:00.992

Runde	Rundenzeit	Diff.	Tageszeit
(56) Julien-Noel Rehberg			
1	52.839	+7.439	11:44:53.643
2	47.564	+2.164	11:45:41.207
3	45.674	+0.274	11:46:26.881
4	45.655	+0.255	11:47:12.536
5	45.400		11:47:57.936
6	45.409	+0.009	11:48:43.345
7	48.831	+3.431	11:49:32.176
8	45.968	+0.568	11:50:18.144
9	45.422	+0.022	11:51:03.566

Runde	Rundenzeit	Diff.	Tageszeit
(20) Theo Oeverhaus			
1	49.818	+4.386	11:44:05.779
2	47.096	+1.664	11:44:52.875
3	45.968	+0.536	11:45:38.843
4	45.640	+0.208	11:46:24.483
5	45.562	+0.130	11:47:10.045
6	45.493	+0.061	11:47:55.538
7	45.442	+0.010	11:48:40.980
8	45.432		11:49:26.412
9	45.850	+0.418	11:50:12.262
10	46.325	+0.893	11:50:58.587

Runde	Rundenzeit	Diff.	Tageszeit
(8) Luca Inderfurth			
1	50.368	+4.882	11:41:59.624
2	47.267	+1.781	11:42:46.891
3	47.089	+1.603	11:43:33.980
4	47.931	+2.445	11:44:21.911
5	47.049	+1.563	11:45:08.960
6	48.540	+3.054	11:45:57.500
7	45.684	+0.198	11:46:43.184
8	45.486		11:47:28.670
9	45.553	+0.067	11:48:14.223

Runde	Rundenzeit	Diff.	Tageszeit
(103) Lilly Zug			
1	51.354	+5.868	11:44:22.912
2	53.077	+7.591	11:45:15.989
3	49.818	+4.332	11:46:05.807
4	46.660	+1.174	11:46:52.467
5	45.838	+0.352	11:47:38.305
6	45.863	+0.377	11:48:24.168
7	46.265	+0.779	11:49:10.433
8	46.452	+0.966	11:49:56.885

Runde	Rundenzeit	Diff.	Tageszeit
9	50.041	+4.555	11:50:46.926
10	45.486		11:51:32.412

Runde	Rundenzeit	Diff.	Tageszeit
(24) David Jaromin			
1	48.989	+3.473	11:44:02.668
2	46.508	+0.992	11:44:49.176
3	45.978	+0.462	11:45:35.154
4	45.823	+0.307	11:46:20.977
5	46.981	+1.465	11:47:07.958
6	45.516		11:47:53.474
7	45.593	+0.077	11:48:39.067
8	45.566	+0.050	11:49:24.633
9	45.601	+0.085	11:50:10.234
10	45.529	+0.013	11:50:55.763
11	45.640	+0.124	11:51:41.403

Runde	Rundenzeit	Diff.	Tageszeit
(91) Dominik Reuters			
1	52.181	+6.608	11:42:17.784
2	50.029	+4.456	11:43:07.813
3	46.554	+0.981	11:43:54.367
4	46.050	+0.477	11:44:40.417
5	45.999	+0.426	11:45:26.416
6	46.164	+0.591	11:46:12.580
7	45.876	+0.303	11:46:58.456
8	45.812	+0.239	11:47:44.268
9	45.778	+0.205	11:48:30.046
10	45.865	+0.292	11:49:15.911
11	45.881	+0.308	11:50:01.792
12	45.596	+0.023	11:50:47.388
13	45.573		11:51:32.961

Runde	Rundenzeit	Diff.	Tageszeit
(15) Paul Braunhold			
1	51.671	+6.042	11:44:21.576
2	50.326	+4.697	11:45:11.902
3	46.865	+1.236	11:45:58.767
4	46.565	+0.936	11:46:45.332
5	46.104	+0.475	11:47:31.436
6	45.823	+0.194	11:48:17.259
7	45.853	+0.224	11:49:03.112
8	45.829	+0.200	11:49:48.941
9	45.815	+0.186	11:50:34.756
10	45.629		11:51:20.385

Runde	Rundenzeit	Diff.	Tageszeit
(101) Fynn Hartwig			
1	54.394	+8.752	11:42:17.810
2	47.405	+1.763	11:43:05.215
3	46.794	+1.152	11:43:52.009
4	47.968	+2.326	11:44:39.977
5	46.809	+1.167	11:45:26.786
6	46.154	+0.512	11:46:12.940
7	46.395	+0.753	11:46:59.335
8	46.160	+0.518	11:47:45.495
9	49.524	+3.882	11:48:35.019
10	45.642		11:49:20.661
11	45.784	+0.142	11:50:06.445
12	45.660	+0.018	11:50:52.105
13	45.688	+0.046	11:51:37.793

Runde	Rundenzeit	Diff.	Tageszeit
(33) Can Sener			
1	50.555	+4.869	11:41:58.991
2	47.235	+1.549	11:42:46.226
3	47.052	+1.366	11:43:33.278
4	48.483	+2.797	11:44:21.761
5	46.912	+1.226	11:45:08.673
6	46.101	+0.415	11:45:54.774
7	46.107	+0.421	11:46:40.881

WAKC Kerpen

OK Junioren

Kerpen 1,107 Km

Zeittraining

11.08.2019 11:15

Qualifikation (10:00 Zeit) gestartet um 11:40:56

Runde	Rundenzeit	Diff.	Tageszeit
8	45.941	+0.255	11:47:26.822
9	45.802	+0.116	11:48:12.624
10	46.115	+0.429	11:48:58.739
11	45.818	+0.132	11:49:44.557
12	45.768	+0.082	11:50:30.325
13	45.686		11:51:16.011

(123) Wenhua Lu

Runde	Rundenzeit	Diff.	Tageszeit
1	52.829	+7.107	11:42:06.110
2	52.717	+6.995	11:42:58.827
3	47.991	+2.269	11:43:46.818
4	47.207	+1.485	11:44:34.025
5	46.188	+0.466	11:45:20.213
6	46.153	+0.431	11:46:06.366
7	46.355	+0.633	11:46:52.721
8	55.387	+9.665	11:47:48.108
9	46.399	+0.677	11:48:34.507
10	45.722		11:49:20.229
11	45.815	+0.093	11:50:06.044
12	45.808	+0.086	11:50:51.852
13	45.803	+0.081	11:51:37.655

(28) Leon Buchmüller

Runde	Rundenzeit	Diff.	Tageszeit
1	51.514	+5.703	11:42:11.078
2	47.882	+2.071	11:42:58.960
3	48.769	+2.958	11:43:47.729
4	46.718	+0.907	11:44:34.447
5	49.116	+3.305	11:45:23.563
6	46.000	+0.189	11:46:09.563
7	45.951	+0.140	11:46:55.514
8	46.171	+0.360	11:47:41.685
9	45.888	+0.077	11:48:27.573
10	46.862	+1.051	11:49:14.435
11	45.811		11:50:00.246
12	46.009	+0.198	11:50:46.255
13	48.043	+2.232	11:51:34.298

(44) Jesse Kirkby

Runde	Rundenzeit	Diff.	Tageszeit
1	50.719	+4.860	11:42:04.392
2	47.704	+1.845	11:42:52.096
3	47.553	+1.694	11:43:39.649
4	46.790	+0.931	11:44:26.439
5	48.667	+2.808	11:45:15.106
6	47.937	+2.078	11:46:03.043
7	49.037	+3.178	11:46:52.080
8	46.057	+0.198	11:47:38.137
9	45.859		11:48:23.996
10	46.260	+0.401	11:49:10.256
11	46.287	+0.428	11:49:56.543
12	46.428	+0.569	11:50:42.971
13	45.938	+0.079	11:51:28.909

(14) Sebastian Hippler

Runde	Rundenzeit	Diff.	Tageszeit
1	52.308	+6.422	11:42:46.003
2	47.762	+1.876	11:43:33.765
3	48.376	+2.490	11:44:22.141
4	47.083	+1.197	11:45:09.224
5	46.659	+0.773	11:45:55.883
6	46.206	+0.320	11:46:42.089
7	46.155	+0.269	11:47:28.244
8	45.886		11:48:14.130

(94) Tizian Heincke

Runde	Rundenzeit	Diff.	Tageszeit
1	52.547	+6.637	11:45:11.320
2	48.753	+2.843	11:46:00.073
3	46.896	+0.986	11:46:46.969

Runde	Rundenzeit	Diff.	Tageszeit
4	46.394	+0.484	11:47:33.363
5	46.190	+0.280	11:48:19.553
6	46.128	+0.218	11:49:05.681
7	46.006	+0.096	11:49:51.687
8	46.192	+0.282	11:50:37.879
9	45.910		11:51:23.789

(108) Franz Baumheier

Runde	Rundenzeit	Diff.	Tageszeit
1	55.734	+9.779	11:42:39.531
2	48.721	+2.766	11:43:28.252
3	47.393	+1.438	11:44:15.645
4	46.946	+0.991	11:45:02.591
5	46.492	+0.537	11:45:49.083
6	46.090	+0.135	11:46:35.173
7	46.051	+0.096	11:47:21.224
8	46.344	+0.389	11:48:07.568
9	46.085	+0.130	11:48:53.653
10	46.065	+0.110	11:49:39.718
11	46.091	+0.136	11:50:25.809
12	45.955		11:51:11.764

(109) Elijah Saia

Runde	Rundenzeit	Diff.	Tageszeit
1	50.134	+4.122	11:43:46.750
2	47.538	+1.526	11:44:34.288
3	46.691	+0.679	11:45:20.979
4	46.439	+0.427	11:46:07.418
5	46.427	+0.415	11:46:53.845
6	47.164	+1.152	11:47:41.009
7	46.442	+0.430	11:48:27.451
8	46.311	+0.299	11:49:13.762
9	46.012		11:49:59.774
10	46.420	+0.408	11:50:46.194
11	46.141	+0.129	11:51:32.335

(105) Luca Wehri

Runde	Rundenzeit	Diff.	Tageszeit
1	51.003	+4.990	11:42:13.507
2	48.555	+2.542	11:43:02.062
3	49.745	+3.732	11:43:51.807
4	47.490	+1.477	11:44:39.297
5	46.711	+0.698	11:45:26.008
6	46.469	+0.456	11:46:12.477
7	46.679	+0.666	11:46:59.156
8	46.254	+0.241	11:47:45.410
9	46.309	+0.296	11:48:31.719
10	46.228	+0.215	11:49:17.947
11	46.013		11:50:03.960
12	46.786	+0.773	11:50:50.746
13	46.507	+0.494	11:51:37.253

(92) Thomas Rackl

Runde	Rundenzeit	Diff.	Tageszeit
1	51.386	+5.318	11:42:07.303
2	49.173	+3.105	11:42:56.476
3	46.936	+0.868	11:43:43.412
4	46.739	+0.671	11:44:30.151
5	46.748	+0.680	11:45:16.899
6	48.570	+2.502	11:46:05.469
7	46.879	+0.811	11:46:52.348
8	48.303	+2.235	11:47:40.651
9	46.602	+0.534	11:48:27.253
10	48.535	+2.467	11:49:15.788
11	46.458	+0.390	11:50:02.246
12	46.223	+0.155	11:50:48.469
13	46.068		11:51:34.537

(401) Philip Wiskirchen

Runde	Rundenzeit	Diff.	Tageszeit
1	53.758	+7.591	11:42:06.349

Runde	Rundenzeit	Diff.	Tageszeit
2	48.601	+2.434	11:42:54.950
3	47.140	+0.973	11:43:42.090
4	47.089	+0.922	11:44:29.179
5	46.933	+0.766	11:45:16.112
6	47.385	+1.218	11:46:03.497
7	46.530	+0.363	11:46:50.027
8	46.728	+0.561	11:47:36.755
9	46.679	+0.512	11:48:23.434
10	46.724	+0.557	11:49:10.158
11	47.235	+1.068	11:49:57.393
12	46.757	+0.590	11:50:44.150
13	46.167		11:51:30.317

(102) Michael Perthel

Runde	Rundenzeit	Diff.	Tageszeit
1	51.043	+4.707	11:42:03.847
2	48.166	+1.830	11:42:52.013
3	47.898	+1.562	11:43:39.911
4	47.222	+0.886	11:44:27.133
5	48.166	+1.830	11:45:15.299
6	47.185	+0.849	11:46:02.484
7	46.685	+0.349	11:46:49.169
8	46.423	+0.087	11:47:35.592
9	46.682	+0.346	11:48:22.274
10	47.508	+1.172	11:49:09.782
11	46.682	+0.346	11:49:56.464
12	46.915	+0.579	11:50:43.379
13	46.336		11:51:29.715

WAKC Kerpen

OK Junioren

Kerpen 1,107 Km

1.Lauf

11.08.2019 14:25

Rennen (16 Runden)

14	102	27	401
13	92	25	105
12	109	23	108
11	94	21	14
10	44	19	28
9	123	17	33
8	101	15	15
7	91	13	24
6	103	11	8
5	20	9	56
4	74	7	107
3	11	5	104
2	93	3	106
1	75	1	2

POLE POSITION 1



Reg-Nr.: K04/2019

Orbits

Rennleiter Andreas Ehm

Zeitnahme Monika Riehmers



Andreas Ehm

Monika Riehmers



Gedruckt: 11.08.2019 11:56:13

Aushang: h

WAKC Kerpen

OK Junioren

Kerpen 1,107 Km

1.Lauf

11.08.2019 14:45

Rennen (16 Runden) gestartet um 14:47:18

Pos.	Nr.	Ga	Name	Wohnort	Fabrikat	Bewerber/Sponsor	Rnd.	Gesamtzeit	Diff.	Beste Zeit	In Rd.	Pkt.
1	106	Ja	Luca Leistra	GER-Brasschat	Praga/TM	/RS Schumacher Racing	16	12:10.838		45.151	11	20
2	104	Ja	Maximilian Rehm	GER-Blaubeuren	CRG/TM	AMC Ehringen/Rehm Racing	16	12:11.543	0.705	45.167	14	18
3	75	Ja	Daniel Gregor	GER-Leinsweiler	KR/TM	ADAC Team Pfalz/Junior Team 75	16	12:11.753	0.915	45.064	14	16
4	93	Ja	Vincent Andronaco	GER-Werstort	Intrepid/IAME		16	12:12.593	1.755	45.257	14	15
5	56		Julien-Noel Rehberg	GER-Haltern am See	Tony/TM	Kartshop Ampfing/Darmas Performance/RC	16	12:14.708	3.870	45.293	10	14
6	74	Ja	Paul Ducoffre	GER-Bedburg	CRG/Iame	CRG Keijzer Racing/KCK Kerpen	16	12:17.038	6.200	45.447	14	13
7	8	Ja	Luca Inderfurth	GER-Lahr	CRG/TM	RL Comepition	16	12:17.274	6.436	45.290	10	12
8	20		Theo Oeverhaus	GER-Osnabrück	/	RMW Motorsport	16	12:17.899	7.061	45.425	11	11
9	107	Ja	Piet Matthes	GER-Siebenlehn	Tony/Vortex	ADAC Kart Junior Team/Millenum Racing Te	16	12:18.924	8.086	45.273	14	10
10	24		David Jaromin	GER-Windeck	Maranello/TM	SRP Racing Team/KCK Kerpen	16	12:21.590	10.752	45.638	12	9
11	103	Ja	Lilly Zug	GER-Mitterscheiern	CRG/TM	RL Competition	16	12:22.255	11.417	45.700	12	8
12	11		Julien Koch	GER-Wehrheim	Gillard/Iame	ADAC Hessen Thüringen/ADAC Hessen Thü	16	12:22.346	11.508	45.579	16	7
13	15		Paul Braunhold	GER-Fürth	PAROLIN/TM	PAROLIN Deutschland MSR/WST/	16	12:22.740	11.902	45.542	10	6
14	91	Ja	Dominik Reuters	GER-Herzogenrath	Praga/TM		16	12:26.828	15.990	45.699	10	5
15	101	Ja	Fynn Hartwig	GER-Peine	Maranello/	SRP racing Team	16	12:29.223	18.385	45.740	9	4
16	44	Ja	Jesse Kirkby	GER-Dassel	Maranello/TM	/SRP Racing Team	16	12:29.932	19.094	45.953	13	3
17	33		Can Sener	GER-Stuttgart	Tony/Vortex	Motorsport-Club Stuttgart/Dischner Racing	16	12:30.396	19.558	46.037	13	2
18	108	Ja	Franz Baumheier	GER-Lauf an der Pregnit	CRG/Iame	/RS-Motorsport	16	12:30.988	20.150	45.846	15	1
19	109	Ja	Elijah Saia	GER-Deggingen	Parolin/TM	/ECS Racing Team	16	12:33.204	22.366	45.961	10	1
20	92	Ja	Thomas Rackl	GER-Berching	Kosmic/TM	MSC Berching/ADAC Nordbayern	16	12:33.521	22.683	45.967	12	1
21	102	Ja	Michael Perthel	GER-München	CRG/TM	RL Competition	16	12:35.625	24.787	45.937	12	1
22	401	Ja	Philip Wiskirchen	GER-Euskirchen	Tony/IAME	RMW Motorsport/AC Rübenaach	16	12:36.257	25.419	46.273	12	1
23	105	Ja	Luca Wehrli	GER-Kapstadt	RS/IAME	/RMW Motorsport	16	12:39.166	28.328	46.133	12	1
24	94	Ja	Tizian Heincke	GER-Assing	Tony/TM		16	12:40.248	29.410	46.032	15	1
25	14		Sebastian Hippler	GER-Bad Kissingen	CRG/	/MSC Bad Brückenau	13	10:11.181	3 Runden	45.894	13	1
26	28	Ja	Leon Bauchmüller	GER-Beudingbostel	Praga/TM	AMC Diepholz/RS Schumacher Racing	13	10:11.295	3 Runden	45.866	13	1
27	123	Ja	Wenhu Lu	CHN-Shanghai	Maranello/TM	/Rexon Motors	13	10:11.858	3 Runden	45.929	12	1

Bemerkungen

Ergebnis vorbehaltlich technischen und sportlichen Nachuntersuchung

Gestartet: 27, Gewertet: 27, Nicht gewertet: 0

#107, #91, #101, #105, #94 +5Sec. Spoiler

Vorsprung	Ø km/h	Beste Rundenzeit	km/h	Beste Runde von
0.705	87,247	45.064	88,434	75 - Daniel Gregor

Reg-Nr.: K04/2019

Orbits

Rennleiter Andreas Ehm

Zeitnahme Camp Company

Gedruckt: 11.08.2019 15:35:06

Aushang: h

WAKC Kerpen

OK Junioren

Kerpen 1,107 Km

1. Lauf

11.08.2019 14:45

Rennen (16 Runden) gestartet um 14:47:18

Runde	Rundenzeit	Diff.	Tageszeit
(106) Luca Leistra			
1	47.583	+2.432	14:48:05.979
2	46.222	+1.071	14:48:52.201
3	45.840	+0.689	14:49:38.041
4	45.732	+0.581	14:50:23.773
5	45.500	+0.349	14:51:09.273
6	45.508	+0.357	14:51:54.781
7	45.288	+0.137	14:52:40.069
8	45.696	+0.545	14:53:25.765
9	45.376	+0.225	14:54:11.141
10	45.208	+0.057	14:54:56.349
11	45.151		14:55:41.500
12	45.219	+0.068	14:56:26.719
13	45.184	+0.033	14:57:11.903
14	45.151		14:57:57.054
15	46.815	+1.664	14:58:43.869
16	45.281	+0.130	14:59:29.150

Runde	Rundenzeit	Diff.	Tageszeit
(104) Maximilian Rehm			
1	47.832	+2.665	14:48:06.357
2	46.464	+1.297	14:48:52.821
3	46.063	+0.896	14:49:38.884
4	46.020	+0.853	14:50:24.904
5	45.648	+0.481	14:51:10.552
6	45.576	+0.409	14:51:56.128
7	45.534	+0.367	14:52:41.662
8	45.425	+0.258	14:53:27.087
9	45.215	+0.048	14:54:12.302
10	45.406	+0.239	14:54:57.708
11	45.405	+0.238	14:55:43.113
12	45.233	+0.066	14:56:28.346
13	45.270	+0.103	14:57:13.616
14	45.167		14:57:58.783
15	45.520	+0.353	14:58:44.303
16	45.552	+0.385	14:59:29.855

Runde	Rundenzeit	Diff.	Tageszeit
(75) Daniel Gregor			
1	47.321	+2.257	14:48:05.633
2	46.353	+1.289	14:48:51.986
3	45.869	+0.805	14:49:37.855
4	45.736	+0.672	14:50:23.591
5	45.508	+0.444	14:51:09.099
6	45.489	+0.425	14:51:54.588
7	45.321	+0.257	14:52:39.909
8	46.083	+1.019	14:53:25.992
9	45.339	+0.275	14:54:11.331
10	45.226	+0.162	14:54:56.557
11	45.259	+0.195	14:55:41.816
12	45.234	+0.170	14:56:27.050
13	45.078	+0.014	14:57:12.128
14	45.064		14:57:57.192
15	46.944	+1.880	14:58:44.136
16	45.929	+0.865	14:59:30.065

Runde	Rundenzeit	Diff.	Tageszeit
(93) Vincent Andronaco			
1	47.458	+2.201	14:48:05.879
2	46.738	+1.481	14:48:52.617
3	46.568	+1.311	14:49:39.185
4	45.912	+0.655	14:50:25.097
5	45.667	+0.410	14:51:10.764
6	45.557	+0.300	14:51:56.321
7	45.551	+0.294	14:52:41.872
8	45.494	+0.237	14:53:27.366
9	45.725	+0.468	14:54:13.091
10	45.412	+0.155	14:54:58.503

Runde	Rundenzeit	Diff.	Tageszeit
11	45.320	+0.063	14:55:43.823
12	45.458	+0.201	14:56:29.281
13	45.368	+0.111	14:57:14.649
14	45.257		14:57:59.906
15	45.506	+0.249	14:58:45.412
16	45.493	+0.236	14:59:30.905

Runde	Rundenzeit	Diff.	Tageszeit
(56) Julien-Noel Rehberg			
1	47.878	+2.585	14:48:06.559
2	46.607	+1.314	14:48:53.166
3	46.357	+1.064	14:49:39.523
4	46.035	+0.742	14:50:25.558
5	46.020	+0.727	14:51:11.578
6	45.795	+0.502	14:51:57.373
7	45.626	+0.333	14:52:42.999
8	45.587	+0.294	14:53:28.586
9	45.617	+0.324	14:54:14.203
10	45.293		14:54:59.496
11	45.514	+0.221	14:55:45.010
12	45.409	+0.116	14:56:30.419
13	45.959	+0.666	14:57:16.378
14	45.402	+0.109	14:58:01.780
15	45.568	+0.275	14:58:47.348
16	45.672	+0.379	14:59:33.020

Runde	Rundenzeit	Diff.	Tageszeit
(74) Paul Ducoffre			
1	49.544	+4.097	14:48:08.242
2	46.602	+1.155	14:48:54.844
3	46.220	+0.773	14:49:41.064
4	46.023	+0.576	14:50:27.087
5	46.399	+0.952	14:51:13.486
6	45.768	+0.321	14:51:59.254
7	45.670	+0.223	14:52:44.924
8	45.756	+0.309	14:53:30.680
9	45.570	+0.123	14:54:16.250
10	45.496	+0.049	14:55:01.746
11	45.484	+0.037	14:55:47.230
12	45.518	+0.071	14:56:32.748
13	45.598	+0.151	14:57:18.346
14	45.447		14:58:03.793
15	45.839	+0.392	14:58:49.632
16	45.718	+0.271	14:59:35.350

Runde	Rundenzeit	Diff.	Tageszeit
(8) Luca Inderfurth			
1	49.549	+4.259	14:48:08.498
2	47.691	+2.401	14:48:56.189
3	46.552	+1.262	14:49:42.741
4	46.241	+0.951	14:50:28.982
5	45.841	+0.551	14:51:14.823
6	45.750	+0.460	14:52:00.573
7	45.528	+0.238	14:52:46.101
8	45.606	+0.316	14:53:31.707
9	45.482	+0.192	14:54:17.189
10	45.290		14:55:02.479
11	45.442	+0.152	14:55:47.921
12	45.465	+0.175	14:56:33.386
13	45.526	+0.236	14:57:18.912
14	45.437	+0.147	14:58:04.349
15	45.697	+0.407	14:58:50.046
16	45.540	+0.250	14:59:35.586

Runde	Rundenzeit	Diff.	Tageszeit
(20) Theo Oeverhaus			
1	49.504	+4.079	14:48:08.312
2	46.962	+1.537	14:48:55.274
3	46.104	+0.679	14:49:41.378
4	45.830	+0.405	14:50:27.208

Runde	Rundenzeit	Diff.	Tageszeit
5	46.522	+1.097	14:51:13.730
6	45.789	+0.364	14:51:59.519
7	45.743	+0.318	14:52:45.262
8	45.632	+0.207	14:53:30.894
9	45.593	+0.168	14:54:16.487
10	45.629	+0.204	14:55:02.116
11	45.425		14:55:47.541
12	45.605	+0.180	14:56:33.146
13	45.561	+0.136	14:57:18.707
14	45.489	+0.064	14:58:04.196
15	46.242	+0.817	14:58:50.438
16	45.773	+0.348	14:59:36.211

Runde	Rundenzeit	Diff.	Tageszeit
(107) Piet Matthes			
1	49.054	+3.781	14:48:07.653
2	46.868	+1.595	14:48:54.521
3	46.236	+0.963	14:49:40.757
4	45.893	+0.620	14:50:26.650
5	45.650	+0.377	14:51:12.300
6	45.521	+0.248	14:51:57.821
7	45.514	+0.241	14:52:43.335
8	45.522	+0.249	14:53:28.857
9	45.503	+0.230	14:54:14.360
10	45.386	+0.113	14:54:59.746
11	45.406	+0.133	14:55:45.152
12	45.380	+0.107	14:56:30.532
13	45.526	+0.253	14:57:16.058
14	45.273		14:58:01.331
15	45.382	+0.109	14:58:46.713
16	45.523	+0.250	14:59:32.236

Runde	Rundenzeit	Diff.	Tageszeit
(24) David Jaromin			
1	49.917	+4.279	14:48:09.138
2	47.513	+1.875	14:48:56.651
3	46.971	+1.333	14:49:43.622
4	46.091	+0.453	14:50:29.713
5	45.962	+0.324	14:51:15.675
6	45.996	+0.358	14:52:01.671
7	46.107	+0.469	14:52:47.778
8	45.977	+0.339	14:53:33.755
9	45.659	+0.021	14:54:19.414
10	45.665	+0.027	14:55:05.079
11	45.729	+0.091	14:55:50.808
12	45.638		14:56:36.446
13	45.843	+0.205	14:57:22.289
14	46.009	+0.371	14:58:08.298
15	45.915	+0.277	14:58:54.213
16	45.689	+0.051	14:59:39.902

Runde	Rundenzeit	Diff.	Tageszeit
(103) Lilly Zug			
1	49.700	+4.000	14:48:08.611
2	47.695	+1.995	14:48:56.306
3	46.549	+0.849	14:49:42.855
4	46.364	+0.664	14:50:29.219
5	45.933	+0.233	14:51:15.152
6	45.995	+0.295	14:52:01.147
7	46.439	+0.739	14:52:47.586
8	46.445	+0.745	14:53:34.031
9	45.716	+0.016	14:54:19.747
10	45.759	+0.059	14:55:05.506
11	45.740	+0.040	14:55:51.246
12	45.700		14:56:36.946
13	45.795	+0.095	14:57:22.741
14	45.893	+0.193	14:58:08.634
15	46.229	+0.529	14:58:54.863
16	45.704	+0.004	14:59:40.567

WAKC Kerpen

OK Junioren

Kerpen 1,107 Km

1.Lauf

11.08.2019 14:45

Rennen (16 Runden) gestartet um 14:47:18

Runde	Rundenzeit	Diff.	Tageszeit
(11) Julien Koch			
1	49.525	+3.946	14:48:08.142
2	47.920	+2.341	14:48:56.062
3	47.845	+2.266	14:49:43.907
4	46.157	+0.578	14:50:30.064
5	46.045	+0.466	14:51:16.109
6	45.942	+0.363	14:52:02.051
7	45.873	+0.294	14:52:47.924
8	46.332	+0.753	14:53:34.256
9	45.716	+0.137	14:54:19.972
10	45.695	+0.116	14:55:05.667
11	45.670	+0.091	14:55:51.337
12	45.998	+0.419	14:56:37.335
13	45.631	+0.052	14:57:22.966
14	45.817	+0.238	14:58:08.783
15	46.296	+0.717	14:58:55.079
16	45.579		14:59:40.658

Runde	Rundenzeit	Diff.	Tageszeit
(15) Paul Braunhold			
1	49.269	+3.727	14:48:08.792
2	48.072	+2.530	14:48:56.864
3	47.155	+1.613	14:49:44.019
4	46.461	+0.919	14:50:30.480
5	46.081	+0.539	14:51:16.561
6	46.000	+0.458	14:52:02.561
7	46.002	+0.460	14:52:48.563
8	46.003	+0.461	14:53:34.566
9	45.803	+0.261	14:54:20.369
10	45.542		14:55:05.911
11	45.775	+0.233	14:55:51.686
12	45.759	+0.217	14:56:37.445
13	45.814	+0.272	14:57:23.259
14	45.782	+0.240	14:58:09.041
15	46.184	+0.642	14:58:55.225
16	45.827	+0.285	14:59:41.052

Runde	Rundenzeit	Diff.	Tageszeit
(91) Dominik Reuters			
1	49.795	+4.096	14:48:08.855
2	47.599	+1.900	14:48:56.454
3	46.585	+0.886	14:49:43.039
4	46.375	+0.676	14:50:29.414
5	45.971	+0.272	14:51:15.385
6	45.839	+0.140	14:52:01.224
7	46.148	+0.449	14:52:47.372
8	45.872	+0.173	14:53:33.244
9	45.757	+0.058	14:54:19.001
10	45.699		14:55:04.700
11	45.728	+0.029	14:55:50.428
12	45.808	+0.109	14:56:36.236
13	45.936	+0.237	14:57:22.172
14	46.310	+0.611	14:58:08.482
15	45.886	+0.187	14:58:54.368
16	45.772	+0.073	14:59:40.140

Runde	Rundenzeit	Diff.	Tageszeit
(101) Fynn Hartwig			
1	50.183	+4.443	14:48:09.537
2	47.511	+1.771	14:48:57.048
3	47.427	+1.687	14:49:44.475
4	46.313	+0.573	14:50:30.788
5	46.205	+0.465	14:51:16.993
6	46.073	+0.333	14:52:03.066
7	45.996	+0.256	14:52:49.062
8	46.002	+0.262	14:53:35.064
9	45.740		14:54:20.804
10	45.804	+0.064	14:55:06.608

Runde	Rundenzeit	Diff.	Tageszeit
11	45.848	+0.108	14:55:52.456
12	45.896	+0.156	14:56:38.352
13	45.833	+0.093	14:57:24.185
14	45.887	+0.147	14:58:10.072
15	46.319	+0.579	14:58:56.391
16	46.144	+0.404	14:59:42.535

Runde	Rundenzeit	Diff.	Tageszeit
(44) Jesse Kirkby			
1	49.875	+3.922	14:48:10.268
2	47.518	+1.565	14:48:57.786
3	47.669	+1.716	14:49:45.455
4	47.113	+1.160	14:50:32.568
5	46.397	+0.444	14:51:18.965
6	46.392	+0.439	14:52:05.357
7	46.601	+0.648	14:52:51.958
8	46.477	+0.524	14:53:38.435
9	46.307	+0.354	14:54:24.742
10	46.093	+0.140	14:55:10.835
11	46.195	+0.242	14:55:57.030
12	46.244	+0.291	14:56:43.274
13	45.953		14:57:29.227
14	46.135	+0.182	14:58:15.362
15	46.419	+0.466	14:59:01.781
16	46.463	+0.510	14:59:48.244

Runde	Rundenzeit	Diff.	Tageszeit
(33) Can Sener			
1	50.015	+3.978	14:48:09.740
2	47.690	+1.653	14:48:57.430
3	47.717	+1.680	14:49:45.147
4	46.964	+0.927	14:50:32.111
5	46.593	+0.556	14:51:18.704
6	46.587	+0.550	14:52:05.291
7	46.470	+0.433	14:52:51.761
8	46.491	+0.454	14:53:38.252
9	46.328	+0.291	14:54:24.580
10	46.095	+0.058	14:55:10.675
11	46.048	+0.011	14:55:56.723
12	46.270	+0.233	14:56:42.993
13	46.037		14:57:29.030
14	46.189	+0.152	14:58:15.219
15	46.923	+0.886	14:59:02.142
16	46.566	+0.529	14:59:48.708

Runde	Rundenzeit	Diff.	Tageszeit
(108) Franz Baumheier			
1	50.281	+4.435	14:48:10.899
2	48.000	+2.154	14:48:58.899
3	47.773	+1.927	14:49:46.672
4	47.077	+1.231	14:50:33.749
5	47.090	+1.244	14:51:20.839
6	46.608	+0.762	14:52:07.447
7	46.114	+0.268	14:52:53.561
8	46.493	+0.647	14:53:40.054
9	46.045	+0.199	14:54:26.099
10	45.930	+0.084	14:55:12.029
11	46.432	+0.586	14:55:58.461
12	46.068	+0.222	14:56:44.529
13	45.915	+0.069	14:57:30.444
14	46.958	+1.112	14:58:17.402
15	45.846		14:59:03.248
16	46.052	+0.206	14:59:49.300

Runde	Rundenzeit	Diff.	Tageszeit
(109) Elijah Saia			
1	50.317	+4.356	14:48:11.055
2	47.670	+1.709	14:48:58.725
3	47.633	+1.672	14:49:46.358
4	46.919	+0.958	14:50:33.277

Runde	Rundenzeit	Diff.	Tageszeit
5	47.250	+1.289	14:51:20.527
6	46.587	+0.626	14:52:07.114
7	46.276	+0.315	14:52:53.390
8	46.148	+0.187	14:53:39.538
9	45.999	+0.038	14:54:25.537
10	45.961		14:55:11.498
11	46.458	+0.497	14:55:57.956
12	46.050	+0.089	14:56:44.006
13	46.092	+0.131	14:57:30.098
14	48.877	+2.916	14:58:18.975
15	46.424	+0.463	14:59:05.399
16	46.117	+0.156	14:59:51.516

Runde	Rundenzeit	Diff.	Tageszeit
(92) Thomas Rackl			
1	50.407	+4.440	14:48:11.259
2	47.762	+1.795	14:48:59.021
3	47.409	+1.442	14:49:46.430
4	47.038	+1.071	14:50:33.468
5	47.526	+1.559	14:51:20.994
6	47.019	+1.052	14:52:08.013
7	46.325	+0.358	14:52:54.338
8	46.471	+0.504	14:53:40.809
9	46.277	+0.310	14:54:27.086
10	46.157	+0.190	14:55:13.243
11	46.045	+0.078	14:55:59.288
12	45.967		14:56:45.255
13	46.039	+0.072	14:57:31.294
14	47.777	+1.810	14:58:19.071
15	46.597	+0.630	14:59:05.668
16	46.165	+0.198	14:59:51.833

Runde	Rundenzeit	Diff.	Tageszeit
(102) Michael Perthel			
1	50.183	+4.246	14:48:11.851
2	47.822	+1.885	14:48:59.673
3	47.963	+2.026	14:49:47.636
4	47.018	+1.081	14:50:34.654
5	46.948	+1.011	14:51:21.602
6	46.836	+0.899	14:52:08.438
7	46.608	+0.671	14:52:55.046
8	47.040	+1.103	14:53:42.086
9	46.193	+0.256	14:54:28.279
10	46.642	+0.705	14:55:14.921
11	46.332	+0.395	14:56:01.253
12	45.937		14:56:47.190
13	46.183	+0.246	14:57:33.373
14	46.856	+0.919	14:58:20.229
15	46.353	+0.416	14:59:06.582
16	47.355	+1.418	14:59:53.937

Runde	Rundenzeit	Diff.	Tageszeit
(401) Philip Wiskirchen			
1	50.383	+4.110	14:48:12.046
2	47.942	+1.669	14:48:59.988
3	48.071	+1.798	14:49:48.059
4	47.347	+1.074	14:50:35.406
5	46.825	+0.552	14:51:22.231
6	46.941	+0.668	14:52:09.172
7	46.602	+0.329	14:52:55.774
8	46.630	+0.357	14:53:42.404
9	46.431	+0.158	14:54:28.835
10	46.486	+0.213	14:55:15.321
11	46.861	+0.588	14:56:02.182
12	46.273		14:56:48.455
13	46.339	+0.066	14:57:34.794
14	46.968	+0.695	14:58:21.762
15	46.428	+0.155	14:59:08.190
16	46.379	+0.106	14:59:54.569

WAKC Kerpen

OK Junioren

Kerpen 1,107 Km

1.Lauf

11.08.2019 14:45

Rennen (16 Runden) gestartet um 14:47:18

Runde	Rundenzeit	Diff.	Tageszeit
(105) Luca Wehrli			
1	50.618	+4.485	14:48:11.579
2	47.920	+1.787	14:48:59.499
3	47.801	+1.668	14:49:47.300
4	46.845	+0.712	14:50:34.145
5	47.224	+1.091	14:51:21.369
6	46.777	+0.644	14:52:08.146
7	46.572	+0.439	14:52:54.718
8	46.425	+0.292	14:53:41.143
9	46.442	+0.309	14:54:27.585
10	46.825	+0.692	14:55:14.410
11	46.249	+0.116	14:56:00.659
12	46.133		14:56:46.792
13	46.264	+0.131	14:57:33.056
14	46.726	+0.593	14:58:19.782
15	46.525	+0.392	14:59:06.307
16	46.171	+0.038	14:59:52.478

Runde	Rundenzeit	Diff.	Tageszeit
(94) Tizian Heincke			
1	51.043	+5.011	14:48:12.292
2	47.899	+1.867	14:49:00.191
3	47.606	+1.574	14:49:47.797
4	47.029	+0.997	14:50:34.826
5	46.902	+0.870	14:51:21.728
6	46.960	+0.928	14:52:08.688
7	46.530	+0.498	14:52:55.218
8	46.317	+0.285	14:53:41.535
9	46.176	+0.144	14:54:27.711
10	47.350	+1.318	14:55:15.061
11	46.759	+0.727	14:56:01.820
12	46.353	+0.321	14:56:48.173
13	46.266	+0.234	14:57:34.439
14	46.819	+0.787	14:58:21.258
15	46.032		14:59:07.290
16	46.270	+0.238	14:59:53.560

Runde	Rundenzeit	Diff.	Tageszeit
(14) Sebastian Hippler			
1	49.682	+3.788	14:48:09.875
2	47.727	+1.833	14:48:57.602
3	47.753	+1.859	14:49:45.355
4	47.029	+1.135	14:50:32.384
5	47.090	+1.196	14:51:19.474
6	46.292	+0.398	14:52:05.766
7	46.450	+0.556	14:52:52.216
8	46.437	+0.543	14:53:38.653
9	46.368	+0.474	14:54:25.021
10	46.082	+0.188	14:55:11.103
11	46.463	+0.569	14:55:57.566
12	46.033	+0.139	14:56:43.599
13	45.894		14:57:29.493

Runde	Rundenzeit	Diff.	Tageszeit
(28) Leon Bauchmüller			
1	50.422	+4.556	14:48:10.435
2	47.684	+1.818	14:48:58.119
3	47.461	+1.595	14:49:45.580
4	47.132	+1.266	14:50:32.712
5	47.352	+1.486	14:51:20.064
6	46.063	+0.197	14:52:06.127
7	46.156	+0.290	14:52:52.283
8	46.585	+0.719	14:53:38.868
9	46.220	+0.354	14:54:25.088
10	46.111	+0.245	14:55:11.199
11	46.508	+0.642	14:55:57.707
12	46.034	+0.168	14:56:43.741
13	45.866		14:57:29.607

Runde	Rundenzeit	Diff.	Tageszeit
(123) Wenhui Lu			
1	50.216	+4.287	14:48:10.123
2	47.909	+1.980	14:48:58.032
3	47.803	+1.874	14:49:45.835
4	47.149	+1.220	14:50:32.984
5	46.885	+0.956	14:51:19.869
6	46.646	+0.717	14:52:06.515
7	46.001	+0.072	14:52:52.516
8	46.568	+0.639	14:53:39.084
9	46.238	+0.309	14:54:25.322
10	46.338	+0.409	14:55:11.660
11	46.558	+0.629	14:55:58.218
12	45.929		14:56:44.147
13	46.023	+0.094	14:57:30.170

Runde	Rundenzeit	Diff.	Tageszeit
-------	------------	-------	-----------

WAKC Kerpen

OK Junioren

Kerpen 1,107 Km

2.Lauf

11.08.2019 16:45

Rennen (16 Runden)

14
13
12
11
10
9
8
7
6
5
4
3
2
1

123 Wenu Lu
27
14 Sebastian Hippler
25
105 Luca Wehrli
23
102 Michael Perthel
21
109 Elijah Saia
19
33 Can Sener
17
101 Fynn Hartwig
15
15 Paul Braunhold
13
103 Lilly Zug
11
107 Piet Matthes
9
8 Luca Inderfurth
7
56 Julien-Noel Rehberg
5
75 Daniel Gregor
3
106 Luca Leistra

POLE POSITION 1

28 Leon Baumüller
26
94 Tizian Heincke
24
401 Philip Wiskirchen
22
92 Thomas Rackl
20
108 Franz Baumheier
18
44 Jesse Kirkby
16
91 Dominik Reuters
14
11 Julien Koch
12
24 David Jaromin
10
20 Theo Oeverhaus
8
74 Paul Ducoffre
6
93 Vincent Andronaco
4
104 Maximilian Rehm
2



Reg-Nr.: K04/2019

Orbits

Rennleiter Andreas Ehm

Zeitnahme Monika Riehmers



Andreas Ehm

Monika Riehmers



Gedruckt: 11.08.2019 15:38:09

Aushang: h

WAKC Kerpen

OK Junioren

VERSION 1

Kerpen 1,107 Km

2.Lauf

11.08.2019 16:45

Rennen (16 Runden) gestartet um 17:38:18

Pos.	Nr.	Ga	Name	Wohnort	Fabrikat	Bewerber/Sponsor	Rnd.	Gesamtzeit	Diff.	Beste Zeit	In Rd.	Pkt.
1	106	Ja	Luca Leistra	GER-Brasschat	Praga/TM	/RS Schumacher Racing	16	12:08.335		44.986	15	20
2	104	Ja	Maximilian Rehm	GER-Blaubeuren	CRG/TM	AMC Ehringen/Rehm Racing	16	12:14.869	6.534	45.259	16	18
3	75	Ja	Daniel Gregor	GER-Leinsweiler	KR/TM	ADAC Team Pfalz/Junior Team 75	16	12:15.089	6.754	44.812	16	16
4	93	Ja	Vincent Andronaco	GER-Werstort	Intrepid/IAME		16	12:18.598	10.263	45.167	12	15
5	74	Ja	Paul Ducoffre	GER-Bedburg	CRG/Iame	CRG Keijzer Racing/KCK Kerpen	16	12:19.602	11.267	45.289	15	14
6	8	Ja	Luca Inderfurth	GER-Lahr	CRG/TM	RL Comepition	16	12:19.846	11.511	45.275	15	13
7	107	Ja	Piet Matthes	GER-Siebenlehn	Tony/Vortex	ADAC Kart Junior Team/Millenium Racing Te	16	12:20.002	11.667	45.145	15	12
8	103	Ja	Lilly Zug	GER-Mitterscheiern	CRG/TM	RL Competition	16	12:23.410	15.075	45.687	14	11
9	15		Paul Braunhold	GER-Fürth	PAROLIN/TM	PAROLIN Deutschland MSR/WST/	16	12:23.567	15.232	45.689	14	10
10	91	Ja	Dominik Reuters	GER-Herzogenrath	Praga/TM		16	12:23.721	15.386	45.521	13	9
11	20		Theo Oeverhaus	GER-Osnabrück	/	RMW Motorsport	16	12:25.809	17.474	45.409	15	8
12	44	Ja	Jesse Kirkby	GER-Dassel	Maranello/TM	/SRP Racing Team	16	12:27.773	19.438	45.907	15	7
13	11		Julien Koch	GER-Wehrheim	Gillard/Iame	ADAC Hessen Thüringen/ADAC Hessen Thü	16	12:29.790	21.455	45.305	16	6
14	109	Ja	Elijah Saia	GER-Deggingen	Parolin/TM	/ECS Racing Team	16	12:32.378	24.043	46.195	15	5
15	102	Ja	Michael Perthel	GER-München	CRG/TM	RL Competition	16	12:32.548	24.213	46.074	12	4
16	123	Ja	Wenhu Lu	CHN-Shanghai	Maranello/TM	/Rexon Motors	16	12:32.860	24.525	45.966	16	3
17	105	Ja	Luca Wehrli	GER-Kapstadt	RS/IAME	/RMW Motorsport	16	12:33.337	25.002	46.099	15	2
18	108	Ja	Franz Baumheier	GER-Lauf an der Pregnit	CRG/Iame	/RS-Motorsport	16	12:33.597	25.262	46.002	13	1
19	401	Ja	Philip Wiskirchen	GER-Euskirchen	Tony/IAME	RMW Motorsport/AC Rügenach	16	12:33.954	25.619	46.101	15	1
20	56		Julien-Noel Rehberg	GER-Haltern am See	Tony/TM	Kartshop Ampfing/Darmas Performance/RC	16	12:53.348	45.013	45.745	16	1
Nicht gewertet: (75% = 12 Rnd.)												
	24		David Jaromin	GER-Windeck	Maranello/TM	SRP Racing Team/KCK Kerpen	6	4:45.554	10 Runden	46.555	5	0
	101	Ja	Fynn Hartwig	GER-Peine	Maranello/	SRP racing Team	6	4:47.198	10 Runden	46.717	6	0
	33		Can Sener	GER-Stuttgart	Tony/Vortex	Motorsport-Club Stuttgart/Dischner Racing	6	4:47.322	10 Runden	46.325	6	0
	14		Sebastian Hippler	GER-Bad Kissingen	CRG/	/MSC Bad Brückenau	6	4:48.753	10 Runden	46.316	6	0
	28	Ja	Leon Baumüller	GER-Beudingbostel	Praga/TM	AMC Diepholz/RS Schumacher Racing	2	1:41.788	14 Runden	48.131	2	0
	92	Ja	Thomas Rackl	GER-Berching	Kosmic/TM	MSC Berching/ADAC Nordbayern		1.712	16 Runden		0	0
	94	Ja	Tizian Heincke	GER-Assing	Tony/TM			2.385	16 Runden		0	0

Bemerkungen

Ergebnis vorbehaltlich technischen und sportlichen Nachuntersuchung

Gestartet: 27, Nicht gewertet: 8

#20 +5Sec. Rennleiterentscheidung

Vorsprung	Ø km/h	Beste Rundenzeit	km/h	Beste Runde von
6.534	87,547	44.812	88,932	75 - Daniel Gregor

Reg-Nr.: K04/2019

Orbits

Rennleiter Andreas Ehm

Zeitnahme Camp Company

Gedruckt: 11.08.2019 19:15:58

Aushang: h

WAKC Kerpen

OK Junioren

Kerpen 1,107 Km

2.Lauf

11.08.2019 16:45

Rennen (16 Runden) gestartet um 17:38:18

Runde	Rundenzeit	Diff.	Tageszeit
(106) Luca Leistra			
1	47.270	+2.284	17:39:05.365
2	46.648	+1.662	17:39:52.013
3	45.996	+1.010	17:40:38.009
4	45.723	+0.737	17:41:23.732
5	45.637	+0.651	17:42:09.369
6	45.521	+0.535	17:42:54.890
7	45.440	+0.454	17:43:40.330
8	45.402	+0.416	17:44:25.732
9	45.302	+0.316	17:45:11.034
10	45.107	+0.121	17:45:56.141
11	44.998	+0.012	17:46:41.139
12	45.178	+0.192	17:47:26.317
13	45.045	+0.059	17:48:11.362
14	45.061	+0.075	17:48:56.423
15	44.986		17:49:41.409
16	45.021	+0.035	17:50:26.430

Runde	Rundenzeit	Diff.	Tageszeit
(104) Maximilian Rehm			
1	48.170	+2.911	17:39:06.437
2	46.824	+1.565	17:39:53.261
3	46.461	+1.202	17:40:39.722
4	46.259	+1.000	17:41:25.981
5	46.146	+0.887	17:42:12.127
6	45.871	+0.612	17:42:57.998
7	45.721	+0.462	17:43:43.719
8	45.682	+0.423	17:44:29.401
9	45.680	+0.421	17:45:15.081
10	45.588	+0.329	17:46:00.669
11	45.410	+0.151	17:46:46.079
12	45.490	+0.231	17:47:31.569
13	45.426	+0.167	17:48:16.995
14	45.407	+0.148	17:49:02.402
15	45.303	+0.044	17:49:47.705
16	45.259		17:50:32.964

Runde	Rundenzeit	Diff.	Tageszeit
(93) Vincent Andronaco			
1	49.858	+4.691	17:39:08.229
2	46.770	+1.603	17:39:54.999
3	47.324	+2.157	17:40:42.323
4	46.581	+1.414	17:41:28.904
5	46.048	+0.881	17:42:14.952
6	46.160	+0.993	17:43:01.112
7	46.403	+1.236	17:43:47.515
8	46.092	+0.925	17:44:33.607
9	45.617	+0.450	17:45:19.224
10	45.325	+0.158	17:46:04.549
11	45.787	+0.620	17:46:50.336
12	45.167		17:47:35.503
13	45.272	+0.105	17:48:20.775
14	45.252	+0.085	17:49:06.027
15	45.273	+0.106	17:49:51.300
16	45.393	+0.226	17:50:36.693

Runde	Rundenzeit	Diff.	Tageszeit
(74) Paul Ducoffre			
1	48.193	+2.904	17:39:06.614
2	47.324	+2.035	17:39:53.938
3	47.475	+2.186	17:40:41.413
4	46.637	+1.348	17:41:28.050
5	46.238	+0.949	17:42:14.288
6	46.116	+0.827	17:43:00.404
7	46.208	+0.919	17:43:46.612
8	46.201	+0.912	17:44:32.813
9	46.045	+0.756	17:45:18.858
10	45.624	+0.335	17:46:04.482

Runde	Rundenzeit	Diff.	Tageszeit
11	46.186	+0.897	17:46:50.668
12	45.477	+0.188	17:47:36.145
13	45.424	+0.135	17:48:21.569
14	45.361	+0.072	17:49:06.930
15	45.289		17:49:52.219
16	45.478	+0.189	17:50:37.697

Runde	Rundenzeit	Diff.	Tageszeit
(8) Luca Inderfurth			
1	48.394	+3.119	17:39:06.804
2	47.370	+2.095	17:39:54.174
3	47.347	+2.072	17:40:41.521
4	46.729	+1.454	17:41:28.250
5	46.315	+1.040	17:42:14.565
6	45.998	+0.723	17:43:00.563
7	46.435	+1.160	17:43:46.998
8	46.157	+0.882	17:44:33.155
9	45.962	+0.687	17:45:19.117
10	45.724	+0.449	17:46:04.841
11	46.190	+0.915	17:46:51.031
12	45.444	+0.169	17:47:36.475
13	45.473	+0.198	17:48:21.948
14	45.297	+0.022	17:49:07.245
15	45.275		17:49:52.520
16	45.421	+0.146	17:50:37.941

Runde	Rundenzeit	Diff.	Tageszeit
(107) Piet Matthes			
1	49.305	+4.160	17:39:07.810
2	47.040	+1.895	17:39:54.850
3	46.949	+1.804	17:40:41.799
4	46.747	+1.602	17:41:28.546
5	46.270	+1.125	17:42:14.816
6	46.151	+1.006	17:43:00.967
7	46.458	+1.313	17:43:47.425
8	46.399	+1.254	17:44:33.824
9	45.609	+0.464	17:45:19.433
10	45.654	+0.509	17:46:05.087
11	46.087	+0.942	17:46:51.174
12	45.537	+0.392	17:47:36.711
13	45.603	+0.458	17:48:22.314
14	45.323	+0.178	17:49:07.637
15	45.145		17:49:52.782
16	45.315	+0.170	17:50:38.097

Runde	Rundenzeit	Diff.	Tageszeit
(103) Lilly Zug			
1	48.452	+2.765	17:39:07.149
2	47.368	+1.681	17:39:54.517
3	47.544	+1.857	17:40:42.061
4	46.711	+1.024	17:41:28.772
5	46.504	+0.817	17:42:15.276
6	46.261	+0.574	17:43:01.537
7	46.070	+0.383	17:43:47.607
8	46.721	+1.034	17:44:34.328
9	46.186	+0.499	17:45:20.514
10	45.801	+0.114	17:46:06.315
11	45.804	+0.117	17:46:52.119
12	45.880	+0.193	17:47:37.999
13	45.760	+0.073	17:48:23.759
14	45.687		17:49:09.446
15	45.881	+0.194	17:49:55.327
16	46.178	+0.491	17:50:41.505

Runde	Rundenzeit	Diff.	Tageszeit
(15) Paul Braunhold			
1	49.268	+3.579	17:39:08.073
2	47.576	+1.887	17:39:55.649
3	47.014	+1.325	17:40:42.663
4	46.759	+1.070	17:41:29.422

Runde	Rundenzeit	Diff.	Tageszeit
5	46.343	+0.654	17:42:15.765
6	46.274	+0.585	17:43:02.039
7	46.034	+0.345	17:43:48.073
8	46.448	+0.759	17:44:34.521
9	46.158	+0.469	17:45:20.679
10	45.775	+0.086	17:46:06.454
11	45.758	+0.069	17:46:52.212
12	45.898	+0.209	17:47:38.110
13	45.753	+0.064	17:48:23.863
14	45.689		17:49:09.552
15	45.853	+0.164	17:49:55.405
16	46.257	+0.568	17:50:41.662

Runde	Rundenzeit	Diff.	Tageszeit
(91) Dominik Reuters			
1	50.582	+5.061	17:39:09.732
2	47.184	+1.663	17:39:56.916
3	46.291	+0.770	17:40:43.207
4	47.142	+1.621	17:41:30.349
5	46.287	+0.766	17:42:16.636
6	47.173	+1.652	17:43:03.809
7	46.146	+0.625	17:43:49.955
8	46.281	+0.760	17:44:36.236
9	45.797	+0.276	17:45:22.033
10	45.680	+0.159	17:46:07.713
11	45.711	+0.190	17:46:53.424
12	45.717	+0.196	17:47:39.141
13	45.521		17:48:24.662
14	45.614	+0.093	17:49:10.276
15	45.848	+0.327	17:49:56.124
16	45.692	+0.171	17:50:41.816

Runde	Rundenzeit	Diff.	Tageszeit
(20) Theo Oeverhaus			
1	49.719	+4.310	17:39:08.363
2	47.054	+1.645	17:39:55.417
3	47.165	+1.756	17:40:42.582
4	46.633	+1.224	17:41:29.215
5	46.201	+0.792	17:42:15.416
6	46.242	+0.833	17:43:01.658
7	46.123	+0.714	17:43:47.781
8	46.375	+0.966	17:44:34.156
9	45.710	+0.301	17:45:19.866
10	45.492	+0.083	17:46:05.358
11	46.086	+0.677	17:46:51.444
12	45.490	+0.081	17:47:36.934
13	45.549	+0.140	17:48:22.483
14	45.480	+0.071	17:49:07.963
15	45.409		17:49:53.372
16	45.532	+0.123	17:50:38.904

Runde	Rundenzeit	Diff.	Tageszeit
(44) Jesse Kirkby			
1	49.849	+3.942	17:39:09.154
2	47.188	+1.281	17:39:56.342
3	46.760	+0.853	17:40:43.102
4	47.005	+1.098	17:41:30.107
5	46.312	+0.405	17:42:16.419
6	47.221	+1.314	17:43:03.640
7	46.231	+0.324	17:43:49.871
8	46.905	+0.998	17:44:36.776
9	46.215	+0.308	17:45:22.991
10	46.296	+0.389	17:46:09.287
11	46.252	+0.345	17:46:55.539
12	45.987	+0.080	17:47:41.526
13	46.056	+0.149	17:48:27.582
14	46.022	+0.115	17:49:13.604
15	45.907		17:49:59.511
16	46.357	+0.450	17:50:45.868

WAKC Kerpen

OK Junioren

2.Lauf

Kerpen 1,107 Km

11.08.2019 16:45

Rennen (16 Runden) gestartet um 17:38:18

Runde	Rundenzeit	Diff.	Tageszeit
(11) Julien Koch			
1	51.694	+6.389	17:39:10.780
2	47.974	+2.669	17:39:58.754
3	46.960	+1.655	17:40:45.714
4	47.354	+2.049	17:41:33.068
5	46.724	+1.419	17:42:19.792
6	45.923	+0.618	17:43:05.715
7	46.591	+1.286	17:43:52.306
8	46.149	+0.844	17:44:38.455
9	46.474	+1.169	17:45:24.929
10	46.835	+1.530	17:46:11.764
11	46.215	+0.910	17:46:57.979
12	46.344	+1.039	17:47:44.323
13	46.466	+1.161	17:48:30.789
14	46.164	+0.859	17:49:16.953
15	45.627	+0.322	17:50:02.580
16	45.305		17:50:47.885

Runde	Rundenzeit	Diff.	Tageszeit
(109) Elijah Saia			
1	50.778	+4.583	17:39:10.222
2	47.495	+1.300	17:39:57.717
3	47.069	+0.874	17:40:44.786
4	46.912	+0.717	17:41:31.698
5	46.787	+0.592	17:42:18.485
6	46.562	+0.367	17:43:05.047
7	46.937	+0.742	17:43:51.984
8	46.351	+0.156	17:44:38.335
9	46.506	+0.311	17:45:24.841
10	46.645	+0.450	17:46:11.486
11	46.363	+0.168	17:46:57.849
12	46.352	+0.157	17:47:44.201
13	46.511	+0.316	17:48:30.712
14	47.099	+0.904	17:49:17.811
15	46.195		17:50:04.006
16	46.467	+0.272	17:50:50.473

Runde	Rundenzeit	Diff.	Tageszeit
(102) Michael Perthel			
1	51.271	+5.197	17:39:11.058
2	47.911	+1.837	17:39:58.969
3	47.150	+1.076	17:40:46.119
4	47.400	+1.326	17:41:33.519
5	46.762	+0.688	17:42:20.281
6	46.440	+0.366	17:43:06.721
7	46.889	+0.815	17:43:53.610
8	46.537	+0.463	17:44:40.147
9	46.515	+0.441	17:45:26.662
10	46.279	+0.205	17:46:12.941
11	46.241	+0.167	17:46:59.182
12	46.074		17:47:45.256
13	46.128	+0.054	17:48:31.384
14	46.726	+0.652	17:49:18.110
15	46.101	+0.027	17:50:04.211
16	46.432	+0.358	17:50:50.643

Runde	Rundenzeit	Diff.	Tageszeit
(123) Wenhui Lu			
1	50.889	+4.923	17:39:11.482
2	48.070	+2.104	17:39:59.552
3	47.131	+1.165	17:40:46.683
4	47.276	+1.310	17:41:33.959
5	46.867	+0.901	17:42:20.826
6	46.346	+0.380	17:43:07.172
7	47.317	+1.351	17:43:54.489
8	46.739	+0.773	17:44:41.228
9	46.065	+0.099	17:45:27.293
10	46.177	+0.211	17:46:13.470

Runde	Rundenzeit	Diff.	Tageszeit
11	46.288	+0.322	17:46:59.758
12	46.561	+0.595	17:47:46.319
13	46.130	+0.164	17:48:32.449
14	46.313	+0.347	17:49:18.762
15	46.227	+0.261	17:50:04.989
16	45.966		17:50:50.955

Runde	Rundenzeit	Diff.	Tageszeit
(105) Luca Wehrli			
1	50.589	+4.490	17:39:10.584
2	47.771	+1.672	17:39:58.355
3	47.145	+1.046	17:40:45.500
4	47.348	+1.249	17:41:32.848
5	46.690	+0.591	17:42:19.538
6	46.865	+0.766	17:43:06.403
7	46.780	+0.681	17:43:53.183
8	46.658	+0.559	17:44:39.841
9	46.427	+0.328	17:45:26.268
10	46.404	+0.305	17:46:12.672
11	46.375	+0.276	17:46:59.047
12	47.003	+0.904	17:47:46.050
13	46.314	+0.215	17:48:32.364
14	46.789	+0.690	17:49:19.153
15	46.099		17:50:05.252
16	46.180	+0.081	17:50:51.432

Runde	Rundenzeit	Diff.	Tageszeit
(108) Franz Baumheier			
1	51.628	+5.626	17:39:11.307
2	47.962	+1.960	17:39:59.269
3	47.112	+1.110	17:40:46.381
4	47.449	+1.447	17:41:33.830
5	47.436	+1.434	17:42:21.266
6	46.418	+0.416	17:43:07.684
7	47.087	+1.085	17:43:54.771
8	46.198	+0.196	17:44:40.969
9	46.071	+0.069	17:45:27.040
10	46.059	+0.057	17:46:13.099
11	46.280	+0.278	17:46:59.379
12	47.440	+1.438	17:47:46.819
13	46.002		17:48:32.821
14	46.490	+0.488	17:49:19.311
15	46.107	+0.105	17:50:05.418
16	46.274	+0.272	17:50:51.692

Runde	Rundenzeit	Diff.	Tageszeit
(401) Philip Wiskirchen			
1	51.501	+5.400	17:39:11.651
2	48.355	+2.254	17:40:00.006
3	47.625	+1.524	17:40:47.631
4	47.089	+0.988	17:41:34.720
5	47.060	+0.959	17:42:21.780
6	46.703	+0.602	17:43:08.483
7	46.485	+0.384	17:43:54.968
8	46.720	+0.619	17:44:41.688
9	46.411	+0.310	17:45:28.099
10	46.248	+0.147	17:46:14.347
11	46.184	+0.083	17:47:00.531
12	46.487	+0.386	17:47:47.018
13	46.123	+0.022	17:48:33.141
14	46.393	+0.292	17:49:19.534
15	46.101		17:50:05.635
16	46.414	+0.313	17:50:52.049

Runde	Rundenzeit	Diff.	Tageszeit
(56) Julien-Noel Rehberg			
1	1:21.205	+35.460	17:39:39.461
2	47.092	+1.347	17:40:26.553
3	46.644	+0.899	17:41:13.197
4	46.422	+0.677	17:41:59.619

Runde	Rundenzeit	Diff.	Tageszeit
5	46.289	+0.544	17:42:45.908
6	46.352	+0.607	17:43:32.260
7	46.070	+0.325	17:44:18.330
8	45.995	+0.250	17:45:04.325
9	45.977	+0.232	17:45:50.302
10	45.935	+0.190	17:46:36.237
11	45.910	+0.165	17:47:22.147
12	45.969	+0.224	17:48:08.116
13	45.768	+0.023	17:48:53.884
14	45.910	+0.165	17:49:39.794
15	45.904	+0.159	17:50:25.698
16	45.745		17:51:11.443

Runde	Rundenzeit	Diff.	Tageszeit
(24) David Jaromin			
1	49.490	+2.935	17:39:08.498
2	47.300	+0.745	17:39:55.798
3	47.153	+0.598	17:40:42.951
4	46.720	+0.165	17:41:29.671
5	46.555		17:42:16.226
6	47.423	+0.868	17:43:03.649

Runde	Rundenzeit	Diff.	Tageszeit
(101) Fynn Hartwig			
1	50.751	+4.034	17:39:09.643
2	48.144	+1.427	17:39:57.787
3	47.192	+0.475	17:40:44.979
4	46.846	+0.129	17:41:31.825
5	46.751	+0.034	17:42:18.576
6	46.717		17:43:05.293

Runde	Rundenzeit	Diff.	Tageszeit
(33) Can Sener			
1	50.817	+4.492	17:39:10.092
2	47.999	+1.674	17:39:58.091
3	47.110	+0.785	17:40:45.201
4	47.346	+1.021	17:41:32.547
5	46.545	+0.220	17:42:19.092
6	46.325		17:43:05.417

Runde	Rundenzeit	Diff.	Tageszeit
(14) Sebastian Hippler			
1	50.467	+4.151	17:39:10.663
2	47.913	+1.597	17:39:58.576
3	47.062	+0.746	17:40:45.638
4	47.334	+1.018	17:41:32.972
5	47.560	+1.244	17:42:20.532
6	46.316		17:43:06.848

Runde	Rundenzeit	Diff.	Tageszeit
(28) Leon Baumüller			
1	50.985	+2.854	17:39:11.752
2	48.131		17:39:59.883

Runde	Rundenzeit	Diff.	Tageszeit
(75) Daniel Gregor			
1	48.764	+3.952	17:39:06.937
2	47.427	+2.615	17:39:54.364
3	47.292	+2.480	17:40:41.656
4	46.768	+1.956	17:41:28.424
5	46.317	+1.505	17:42:14.741
6	45.971	+1.159	17:43:00.712
7	46.440	+1.628	17:43:47.152
8	45.738	+0.926	17:44:32.890
9	45.309	+0.497	17:45:18.199
10	45.237	+0.425	17:46:03.436
11	45.045	+0.233	17:46:48.481
12	45.155	+0.343	17:47:33.636
13	44.984	+0.172	17:48:18.620
14	44.867	+0.055	17:49:03.487
15	44.885	+0.073	17:49:48.372
16	44.812		17:50:33.184

WAKC Kerpen

OK Junioren

Kerpen 1,107 Km

Tageswertung OK Junioren

Pos.	Nr.	Nachname	Vorname	Bewerber/Sponsor	Fabrikat	R1	R2	Gesamtpunktzahl
1	106	Leistra	Luca	/RS Schumacher Racing	Praga/TM	20	20	40
2	104	Rehm	Maximilian	AMC Ehringen/Rehm Racing	CRG/TM	18	18	36
3	75	Gregor	Daniel	ADAC Team Pfalz/Junior Team 75	KR/TM	16	16	32
4	93	Andronaco	Vincent		Intrepid/IAME	15	15	30
5	74	Ducoffre	Paul	CRG Keijzer Racing/KCK Kerpen	CRG/Iame	13	14	27
6	8	Inderfurth	Luca	RL Comepition	CRG/TM	12	13	25
7	107	Matthes	Piet	ADAC Kart Junior Team/Millennium F	Tony/Vortex	10	12	22
8	20	Oeverhaus	Theo	RMW Motorsport	/	11	8	19
9	103	Zug	Lilly	RL Competition	CRG/TM	8	11	19
10	15	Braunhold	Paul	PAROLIN Deutschland MSR/WST/	PAROLIN/TM	6	10	16
11	56	Rehberg	Julien-Noel	Kartshop Ampfing/Darmas Perform	Tony/TM	14	1	15
12	91	Reuters	Dominik		Praga/TM	5	9	14
13	11	Koch	Julien	ADAC Hessen Thüringen/ADAC Hes	Gillard/Iame	7	6	13
14	44	Kirkby	Jesse	/SRP Racing Team	Maranello/TM	3	7	10
15	24	Jaromin	David	SRP Racing Team/KCK Kerpen	Maranello/TM	9	0	9
16	109	Saia	Elijah	/ECS Racing Team	Parolin/TM	1	5	6
17	102	Perthel	Michael	RL Competition	CRG/TM	1	4	5
18	101	Hartwig	Fynn	SRP racing Team	Maranello/	4	0	4
19	123	Lu	Wenhu	/Rexon Motors	Maranello/TM	1	3	4
20	105	Wehrli	Luca	/RMW Motorsport	RS/IAME	1	2	3
21	33	Sener	Can	Motorsport-Club Stuttgart/Dischner	Tony/Vortex	2	0	2
22	108	Baumheier	Franz	/RS-Motorsport	CRG/Iame	1	1	2
23	401	Wiskirchen	Philip	RMW Motorsport/AC Rübenach	Tony/IAME	1	1	2
24	28	Bauchmüller	Leon	AMC Diepholz/RS Schumacher Raci	Praga/TM	1	0	1
25	14	Hippler	Sebastian	/MSC Bad Brückenau	CRG/	1	0	1
26	94	Heincke	Tizian		Tony/TM	1	0	1
27	92	Rackl	Thomas	MSC Berching/ADAC Nordbayern	Kosmic/TM	1	0	1

Bemerkungen

Ergebnis vorbehaltlich technischen und sportlichen Nachuntersuchung

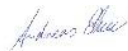
Reg-Nr.: K04/2019

Orbits

Rennleiter Andreas Ehm

Zeitnahme Monika Riehmers






Aushang:

h




Gedruckt: 11.08.2019 19:24:03

WAKC Kerpen

OK Senioren

Kerpen 1,107 Km

Freies Training

11.08.2019 09:45

Training (10:00 Zeit) gestartet um 10:05:59

Pos.	Nr.	Name	Wohnort	Fabrikat	Bewerber/Sponsor	Rnd.	Beste Zeit	Diff.	In Rd.	km/h
1	214	Levi O Dey	GER-Jülich	Praga/TM	/RS Schumacher Racing	10	43.286		8	92,067
2	4	Carl Louis Kölschbach	GER-Köln	Sodi/Vortex	CLK A. Koelschbach/ADAC Nordrhein / Kar	9	43.402	0.116	8	91,821
3	30	Juliano Holzem	GER-Polch	KR/IAME	Lanri Racing Team	11	43.452	0.166	11	91,715
4	29	Sandro Holzem	GER-Polch	KR/IAME	Lanari Racing Team	13	43.513	0.227	13	91,586
5	12	Niels Tröger	GER-Großfriesen	CRG/TM	CRG Keijzer Racing/AMC Sachsenring ADA	13	43.518	0.232	11	91,576
6	217	Maximilian Thüring	GER-Heidemfeld	KR/TM	MSVg Gerolzhofen/Lanari Racing Team	10	43.654	0.368	8	91,291
7	52	Jan Marschalkowski	GER-Inning	KR/IAME	Lanari Racing Team	10	43.836	0.550	8	90,912
8	43	Moritz Wiskirchen	GER-Euskirchen	KR/IAME	TB Racing Team/ADAC Mittelrhein	13	43.930	0.644	12	90,717
9	215	Colin Bönighausen	GER-Isernhagen	KR/IAME	Millennium Racing Team	13	43.940	0.654	13	90,696
10	48	Pablo Kramer	GER-Hamm/Sieg	Sodi/IAME	ADAC Mittelrhein/Valier Motorsport	14	43.980	0.694	10	90,614
11	219	Dylann Yip	GER-			11	44.045	0.759	7	90,480
12	218	Maksim Haralampiev	GER-Vettweiß	KR/IAME	/Valier Motorsport	13	44.125	0.839	10	90,316
13	211	Litvinenko Egor	GER-Günding	CRG/TM	RL Competition	11	44.379	1.093	9	89,799
14	216	Chris Rosenkranz	GER-Baabe	KR/TM	/CV-Performance	13	44.540	1.254	13	89,475
15	5	Max Rosam	GER-Taunusstein	Jesolo/TM	TR Motorsport/ADAC Hessen Thüringen/ ↑	11	44.696	1.410	11	89,162
16	58	Senna Metsefaare	FRA-Andyk	CRG/Parilla	Keijzee Racing	12	45.357	2.071	7	87,863


Reg-Nr.: K04/2019

Orbits

Rennleiter Andreas Ehm

Zeitnahme Monika Riehmers






Aushang:

h




Gedruckt: 11.08.2019 10:17:05

WAKC Kerpen

OK Senioren

Kerpen 1,107 Km

Freies Training

11.08.2019 09:45

Training (10:00 Zeit) gestartet um 10:05:59

Runde	Rundenzeit	Diff.	Tageszeit
(214) Levi O Dey			
1	49.002	+5.716	10:09:55.038
2	44.969	+1.683	10:10:40.007
3	44.347	+1.061	10:11:24.354
4	43.547	+0.261	10:12:07.901
5	43.943	+0.657	10:12:51.844
6	45.813	+2.527	10:13:37.657
7	43.461	+0.175	10:14:21.118
8	43.286		10:15:04.404
9	43.900	+0.614	10:15:48.304
10	43.363	+0.077	10:16:31.667

(4) Carl Louis Kölschbach			
1	48.051	+4.649	10:09:59.663
2	46.517	+3.115	10:10:46.180
3	44.141	+0.739	10:11:30.321
4	46.058	+2.656	10:12:16.379
5	43.783	+0.381	10:13:00.162
6	44.397	+0.995	10:13:44.559
7	43.620	+0.218	10:14:28.179
8	43.402		10:15:11.581
9	43.782	+0.380	10:15:55.363

(30) Juliano Holzem			
1	51.871	+8.419	10:09:11.621
2	45.853	+2.401	10:09:57.474
3	44.600	+1.148	10:10:42.074
4	44.425	+0.973	10:11:26.499
5	44.085	+0.633	10:12:10.584
6	44.150	+0.698	10:12:54.734
7	44.167	+0.715	10:13:38.901
8	43.619	+0.167	10:14:22.520
9	43.964	+0.512	10:15:06.484
10	43.931	+0.479	10:15:50.415
11	43.452		10:16:33.867

(29) Sandro Holzem			
1	52.272	+8.759	10:07:21.322
2	45.599	+2.086	10:08:06.921
3	45.122	+1.609	10:08:52.043
4	44.300	+0.787	10:09:36.343
5	44.571	+1.058	10:10:20.914
6	44.393	+0.880	10:11:05.307
7	43.827	+0.314	10:11:49.134
8	43.971	+0.458	10:12:33.105
9	44.091	+0.578	10:13:17.196
10	43.834	+0.321	10:14:01.030
11	43.886	+0.373	10:14:44.916
12	43.638	+0.125	10:15:28.554
13	43.513		10:16:12.067

(12) Niels Tröger			
1	57.994	+14.476	10:07:12.746
2	53.514	+9.996	10:08:06.260
3	50.455	+6.937	10:08:56.715
4	48.817	+5.299	10:09:45.532
5	46.207	+2.689	10:10:31.739
6	45.879	+2.361	10:11:17.618
7	44.261	+0.743	10:12:01.879
8	43.833	+0.315	10:12:45.712
9	44.617	+1.099	10:13:30.329
10	43.707	+0.189	10:14:14.036
11	43.518		10:14:57.554
12	43.936	+0.418	10:15:41.490
13	43.783	+0.265	10:16:25.273

Runde	Rundenzeit	Diff.	Tageszeit
(217) Maximilian Thüring			
1	51.162	+7.508	10:09:52.978
2	45.635	+1.981	10:10:38.613
3	44.343	+0.689	10:11:22.956
4	44.089	+0.435	10:12:07.045
5	43.786	+0.132	10:12:50.831
6	44.856	+1.202	10:13:35.687
7	43.813	+0.159	10:14:19.500
8	43.654		10:15:03.154
9	43.687	+0.033	10:15:46.841
10	43.886	+0.232	10:16:30.727

(52) Jan Marschalkowski			
1	51.046	+7.210	10:09:53.311
2	45.947	+2.111	10:10:39.258
3	44.500	+0.664	10:11:23.758
4	44.063	+0.227	10:12:07.821
5	43.878	+0.042	10:12:51.699
6	44.444	+0.608	10:13:36.143
7	44.357	+0.521	10:14:20.500
8	43.836		10:15:04.336
9	44.533	+0.697	10:15:48.869
10	43.994	+0.158	10:16:32.863

(43) Moritz Wiskirchen			
1	49.991	+6.061	10:07:19.794
2	46.149	+2.219	10:08:05.943
3	45.274	+1.344	10:08:51.217
4	44.798	+0.868	10:09:36.015
5	44.357	+0.427	10:10:20.372
6	44.170	+0.240	10:11:04.542
7	44.056	+0.126	10:11:48.598
8	43.981	+0.051	10:12:32.579
9	44.102	+0.172	10:13:16.681
10	45.536	+1.606	10:14:02.217
11	44.160	+0.230	10:14:46.377
12	43.930		10:15:30.307
13	43.967	+0.037	10:16:14.274

(215) Colin Bönighausen			
1	52.223	+8.283	10:07:50.544
2	46.613	+2.673	10:08:37.157
3	45.060	+1.120	10:09:22.217
4	44.658	+0.718	10:10:06.875
5	44.136	+0.196	10:10:51.011
6	44.137	+0.197	10:11:35.148
7	44.020	+0.080	10:12:19.168
8	44.617	+0.677	10:13:03.785
9	44.206	+0.266	10:13:47.991
10	44.010	+0.070	10:14:32.001
11	44.023	+0.083	10:15:16.024
12	44.038	+0.098	10:16:00.062
13	43.940		10:16:44.002

(48) Pablo Kramer			
1	49.175	+5.195	10:06:58.078
2	46.890	+2.910	10:07:44.968
3	45.207	+1.227	10:08:30.175
4	44.803	+0.823	10:09:14.978
5	44.768	+0.788	10:09:59.746
6	44.368	+0.388	10:10:44.114
7	44.461	+0.481	10:11:28.575
8	44.093	+0.113	10:12:12.668
9	44.008	+0.028	10:12:56.676
10	43.980		10:13:40.656

Runde	Rundenzeit	Diff.	Tageszeit
11	44.041	+0.061	10:14:24.697
12	43.983	+0.003	10:15:08.680
13	44.876	+0.896	10:15:53.556
14	44.161	+0.181	10:16:37.717

(219) Dylann Yip			
1	49.692	+5.647	10:07:20.175
2	45.880	+1.835	10:08:06.055
3	45.354	+1.309	10:08:51.409
4	44.775	+0.730	10:09:36.184
5	44.501	+0.456	10:10:20.685
6	44.135	+0.090	10:11:04.820
7	44.045		10:11:48.865
8	44.115	+0.070	10:12:32.980
9	44.617	+0.572	10:13:17.597
10	44.570	+0.525	10:14:02.167
11	44.861	+0.816	10:14:47.028

(218) Marksim Haralampiev			
1	51.388	+7.263	10:07:23.223
2	45.648	+1.523	10:08:08.871
3	45.773	+1.648	10:08:54.644
4	44.645	+0.520	10:09:39.289
5	44.625	+0.500	10:10:23.914
6	44.279	+0.154	10:11:08.193
7	44.480	+0.355	10:11:52.673
8	44.259	+0.134	10:12:36.932
9	44.444	+0.319	10:13:21.376
10	44.125		10:14:05.501
11	44.373	+0.248	10:14:49.874
12	44.365	+0.240	10:15:34.239
13	44.290	+0.165	10:16:18.529

(211) Litvinenko Egor			
1	49.909	+5.530	10:07:02.015
2	47.032	+2.653	10:07:49.047
3	45.736	+1.357	10:08:34.783
4	45.126	+0.747	10:09:19.909
5	44.988	+0.609	10:10:04.897
6	44.570	+0.191	10:10:49.467
7	44.996	+0.617	10:11:34.463
8	44.581	+0.202	10:12:19.044
9	44.379		10:13:03.423
10	44.470	+0.091	10:13:47.893
11	44.980	+0.601	10:14:32.873

(216) Chris Rosenkranz			
1	51.232	+6.692	10:07:36.620
2	46.631	+2.091	10:08:23.251
3	47.757	+3.217	10:09:11.008
4	46.681	+2.141	10:09:57.689
5	45.654	+1.114	10:10:43.343
6	45.536	+0.996	10:11:28.879
7	44.965	+0.425	10:12:13.844
8	45.553	+1.013	10:12:59.397
9	47.430	+2.890	10:13:46.827
10	45.019	+0.479	10:14:31.846
11	45.155	+0.615	10:15:17.001
12	44.808	+0.268	10:16:01.809
13	44.540		10:16:46.349

(5) Max Rosam			
1	50.318	+5.622	10:07:01.289
2	47.970	+3.274	10:07:49.259
3	45.763	+1.067	10:08:35.022
4	44.380	+1.01684	10:10:21.402

WAKC Kerpen

OK Senioren

Kerpen 1,107 Km

Freies Training

11.08.2019 09:45

Training (10:00 Zeit) gestartet um 10:05:59

Runde	Rundenzeit	Diff.	Tageszeit
5	46.383	+1.687	10:11:07.785
6	45.577	+0.881	10:11:53.362
7	44.784	+0.088	10:12:38.146
8	44.766	+0.070	10:13:22.912
9	1:48.703	+1:04.007	10:15:11.615
10	46.745	+2.049	10:15:58.360
11	44.696		10:16:43.056

(58) Senna Metsefaare

Runde	Rundenzeit	Diff.	Tageszeit
1	51.569	+6.212	10:07:24.158
2	46.378	+1.021	10:08:10.536
3	46.459	+1.102	10:08:56.995
4	46.145	+0.788	10:09:43.140
5	45.532	+0.175	10:10:28.672
6	45.405	+0.048	10:11:14.077
7	45.357		10:11:59.434
8	45.984	+0.627	10:12:45.418
9	45.798	+0.441	10:13:31.216
10	1:38.706	+53.349	10:15:09.922
11	48.359	+3.002	10:15:58.281
12	45.462	+0.105	10:16:43.743

Runde	Rundenzeit	Diff.	Tageszeit
-------	------------	-------	-----------

Runde	Rundenzeit	Diff.	Tageszeit
-------	------------	-------	-----------

WAKC Kerpen

OK Senioren

Kerpen 1,107 Km

Zeittraining

11.08.2019 11:30

Qualifikation (10:00 Zeit) gestartet um 12:06:57

Pos.	Nr.	Name	Wohnort	Fabrikat	Bewerber/Sponsor	Rnd.	Beste Zeit	Diff.	In Rd.	km/h
1	29	Sandro Holzem	GER-Polch	KR/IAME	Lanari Racing Team	7	43.638		6	91,324
2	12	Niels Tröger	GER-Großfriesen	CRG/TM	CRG Keijzer Racing/AMC Sachsenring ADA	6	43.679	0.041	6	91,238
3	214	Levi O Dey	GER-Jülich	Praga/TM	/RS Schumacher Racing	7	43.682	0.044	7	91,232
4	43	Moritz Wiskirchen	GER-Euskirchen	KR/IAME	TB Racing Team/ADAC Mittelrhein	7	43.694	0.056	7	91,207
5	217	Maximilian Thüring	GER-Heidemfeld	KR/TM	MSVg Gerolzhofen/Lanari Racing Team	8	43.721	0.083	8	91,151
6	4	Carl Louis Kölschbach	GER-Köln	Sodi/Vortex	CLK A. Koelschbach/ADAC Nordrhein / Kar	7	43.755	0.117	6	91,080
7	215	Colin Bönighausen	GER-Isernhagen	KR/IAME	Millennium Racing Team	7	43.813	0.175	7	90,959
8	48	Pablo Kramer	GER-Hamm/Sieg	Sodi/IAME	ADAC Mittelrhein/Valier Motorsport	7	44.001	0.363	7	90,571
9	5	Max Rosam	GER-Taunusstein	Jesolo/TM	TR Motorsport/ADAC Hessen Thüringen/ t	7	44.064	0.426	7	90,441
10	211	Litvinenko Egor	GER-Günding	CRG/TM	RL Competition	8	44.190	0.552	7	90,183
11	52	Jan Marschalkowski	GER-Inning	KR/IAME	Lanari Racing Team	8	44.212	0.574	8	90,138
12	218	Maksim Haralampiev	GER-Vettweiß	KR/IAME	/Valier Motorsport	7	44.439	0.801	7	89,678
13	219	Dylann Yip	GER-			6	44.514	0.876	5	89,527
14	216	Chris Rosenkranz	GER-Baabe	KR/TM	/CV-Performance	7	44.584	0.946	6	89,386
15	58	Senna Metsefaare	FRA-Andyk	CRG/Parilla	Keijzee Racing	7	44.921	1.283	6	88,716
16	30	Juliano Holzem	GER-Polch	KR/IAME	Lanri Racing Team	1	51.455	7.817	1	77,450

Bemerkungen

Ergebnis vorbehaltlich technischen und sportlichen Nachuntersuchung

WAKC Kerpen

OK Senioren

Kerpen 1,107 Km

Zeittraining

11.08.2019 11:30

Qualifikation (10:00 Zeit) gestartet um 12:06:57

Runde	Rundenzeit	Diff.	Tageszeit
(29) Sandro Holzern			
1	52.358	+8.720	12:12:46.304
2	46.417	+2.779	12:13:32.721
3	45.306	+1.668	12:14:18.027
4	44.090	+0.452	12:15:02.117
5	43.981	+0.343	12:15:46.098
6	43.638		12:16:29.736
7	43.665	+0.027	12:17:13.401

Runde	Rundenzeit	Diff.	Tageszeit
(12) Niels Tröger			
1	52.276	+8.597	12:13:14.676
2	46.911	+3.232	12:14:01.587
3	44.770	+1.091	12:14:46.357
4	44.092	+0.413	12:15:30.449
5	43.815	+0.136	12:16:14.264
6	43.679		12:16:57.943

Runde	Rundenzeit	Diff.	Tageszeit
(214) Levi O Dey			
1	49.333	+5.651	12:13:01.300
2	46.787	+3.105	12:13:48.087
3	45.274	+1.592	12:14:33.361
4	44.339	+0.657	12:15:17.700
5	43.839	+0.157	12:16:01.539
6	43.807	+0.125	12:16:45.346
7	43.682		12:17:29.028

Runde	Rundenzeit	Diff.	Tageszeit
(43) Moritz Wiskirchen			
1	50.095	+6.401	12:13:04.740
2	45.791	+2.097	12:13:50.531
3	45.895	+2.201	12:14:36.426
4	44.383	+0.689	12:15:20.809
5	44.026	+0.332	12:16:04.835
6	43.714	+0.020	12:16:48.549
7	43.694		12:17:32.243

Runde	Rundenzeit	Diff.	Tageszeit
(217) Maximilian Thüring			
1	53.374	+9.653	12:12:15.804
2	48.274	+4.553	12:13:04.078
3	45.946	+2.225	12:13:50.024
4	45.301	+1.580	12:14:35.325
5	44.531	+0.810	12:15:19.856
6	44.111	+0.390	12:16:03.967
7	44.098	+0.377	12:16:48.065
8	43.721		12:17:31.786

Runde	Rundenzeit	Diff.	Tageszeit
(4) Carl Louis Kölschbach			
1	49.129	+5.374	12:12:54.939
2	47.977	+4.222	12:13:42.916
3	45.499	+1.744	12:14:28.415
4	44.318	+0.563	12:15:12.733
5	44.089	+0.334	12:15:56.822
6	43.755		12:16:40.577
7	43.821	+0.066	12:17:24.398

Runde	Rundenzeit	Diff.	Tageszeit
(215) Colin Bönighausen			
1	51.020	+7.207	12:12:43.507
2	46.249	+2.436	12:13:29.756
3	44.656	+0.843	12:14:14.412
4	44.380	+0.567	12:14:58.792
5	44.308	+0.495	12:15:43.100
6	44.180	+0.367	12:16:27.280
7	43.813		12:17:11.093

Runde	Rundenzeit	Diff.	Tageszeit
(48) Pablo Kramer			
1	53.139	+9.138	12:12:40.838

Runde	Rundenzeit	Diff.	Tageszeit
2	46.409	+2.408	12:13:27.247
3	45.016	+1.015	12:14:12.263
4	44.621	+0.620	12:14:56.884
5	44.484	+0.483	12:15:41.368
6	44.111	+0.110	12:16:25.479
7	44.001		12:17:09.480

Runde	Rundenzeit	Diff.	Tageszeit
(5) Max Rosam			
1	55.385	+11.321	12:12:36.940
2	48.651	+4.587	12:13:25.591
3	45.062	+0.998	12:14:10.653
4	44.504	+0.440	12:14:55.157
5	44.218	+0.154	12:15:39.375
6	44.090	+0.026	12:16:23.465
7	44.064		12:17:07.529

Runde	Rundenzeit	Diff.	Tageszeit
(211) Litvinenko Egor			
1	50.313	+6.123	12:12:21.471
2	46.624	+2.434	12:13:08.095
3	45.676	+1.486	12:13:53.771
4	45.294	+1.104	12:14:39.065
5	44.635	+0.445	12:15:23.700
6	44.295	+0.105	12:16:07.995
7	44.190		12:16:52.185
8	44.344	+0.154	12:17:36.529

Runde	Rundenzeit	Diff.	Tageszeit
(52) Jan Marschalkowski			
1	52.238	+8.026	12:12:19.789
2	47.795	+3.583	12:13:07.584
3	45.921	+1.709	12:13:53.505
4	44.974	+0.762	12:14:38.479
5	44.695	+0.483	12:15:23.174
6	44.488	+0.276	12:16:07.662
7	44.345	+0.133	12:16:52.007
8	44.212		12:17:36.219

Runde	Rundenzeit	Diff.	Tageszeit
(218) Marksim Haralampiev			
1	55.272	+10.833	12:12:30.195
2	56.459	+12.020	12:13:26.654
3	46.960	+2.521	12:14:13.614
4	45.112	+0.673	12:14:58.726
5	45.227	+0.788	12:15:43.953
6	44.799	+0.360	12:16:28.752
7	44.439		12:17:13.191

Runde	Rundenzeit	Diff.	Tageszeit
(219) Dylann Yip			
1	1:27.404	+42.890	12:13:42.878
2	46.983	+2.469	12:14:29.861
3	45.229	+0.715	12:15:15.090
4	44.727	+0.213	12:15:59.817
5	44.514		12:16:44.331
6	44.520	+0.006	12:17:28.851

Runde	Rundenzeit	Diff.	Tageszeit
(216) Chris Rosenkranz			
1	50.186	+5.602	12:12:33.035
2	46.602	+2.018	12:13:19.637
3	45.527	+0.943	12:14:05.164
4	44.918	+0.334	12:14:50.082
5	44.714	+0.130	12:15:34.796
6	44.584		12:16:19.380
7	44.606	+0.022	12:17:03.986

Runde	Rundenzeit	Diff.	Tageszeit
(58) Senna Metsefaare			
1	51.095	+6.174	12:12:37.491
2	48.307	+3.386	12:13:25.798
3	45.760	+0.839	12:14:11.558

Reg-Nr.: K04/2019

Orbits

Rennleiter Andreas Ehm

Zeitnahme Monika Riehmers

Aushang:

h

Gedruckt: 11.08.2019 12:18:59

WAKC Kerpen

OK Senioren

Kerpen 1,107 Km


1.Lauf

11.08.2019 14:45

Rennen (16 Runden)

8	58	30
	15	16
7	219	216
	13	14
6	52	218
	11	12
5	5	211
	9	10
4	215	48
	7	8
3	217	4
	5	6
2	214	43
	3	4
1	29	12
	1	2

POLE POSITION 1



Reg-Nr.: K04/2019

Orbits

Rennleiter Andreas Ehm

Zeitnahme Monika Riehmers



Andreas Ehm

Monika Riehmers



Gedruckt: 11.08.2019 12:19:34

Aushang: h

WAKC Kerpen

OK Senioren

Kerpen 1,107 Km

1.Lauf

11.08.2019 15:05

Rennen (16 Runden) gestartet um 15:10:09

Pos.	Nr.	Ga	Name	Wohnort	Fabrikat	Bewerber/Sponsor	Rnd.	Gesamtzeit	Diff.	Beste Zeit	In Rd.	Pkt.
1	12	Ja	Niels Tröger	GER-Großfriesen	CRG/TM	CRG Keijzer Racing/AMC Sachsenring ADAC	16	11:55.777		43.531	14	20
2	29	Ja	Sandro Holzem	GER-Polch	KR/IAME	Lanari Racing Team	16	11:58.032	2.255	43.622	12	18
3	215	Ja	Colin Bönighausen	GER-Isernhagen	KR/IAME	Millennium Racing Team	16	11:58.268	2.491	43.644	13	16
4	43	Ja	Moritz Wiskirchen	GER-Euskirchen	KR/IAME	TB Racing Team/ADAC Mittelrhein	16	11:58.725	2.948	43.783	11	15
5	219	Ja	Dylann Yip	GER-			16	11:59.946	4.169	43.809	13	14
6	48	Ja	Pablo Kramer	GER-Hamm/Sieg	Sodi/IAME	ADAC Mittelrhein/Valier Motorsport	16	12:02.786	7.009	43.683	15	13
7	214	Ja	Levi O Dey	GER-Jüllich	Praga/TM	/RS Schumacher Racing	16	12:03.479	7.702	43.693	12	12
8	211	Ja	Litvinenko Egor	GER-Güding	CRG/TM	RL Competition	16	12:06.499	10.722	43.947	13	11
9	52	Ja	Jan Marschalkowski	GER-Inning	KR/IAME	Lanari Racing Team	16	12:08.053	12.276	44.236	11	10
10	30	Ja	Juliano Holzem	GER-Polch	KR/IAME	Lanri Racing Team	16	12:08.378	12.601	43.992	16	9
11	217	Ja	Maximilian Thüring	GER-Heidemfeld	KR/TM	MSVg Gerolzhofen/Lanari Racing Team	16	12:08.747	12.970	43.864	16	8
12	218	Ja	Maksim Haralampiev	GER-Vettweiß	KR/IAME	/Valier Motorsport	16	12:12.350	16.573	44.585	11	7
13	58	Ja	Senna Metsefaare	FRA-Andyk	CRG/Parilla	Keijzee Racing	16	12:12.474	16.697	44.667	14	6
14	216	Ja	Chris Rosenkranz	GER-Baabe	KR/TM	/CV-Performance	16	12:17.168	21.391	44.696	13	5
15	4		Carl Louis Kölschbach	GER-Köln	Sodi/Vortex	CLK A. Koelschbach/ADAC Nordrhein / Kart	12	9:21.986	4 Runden	44.041	11	4
Nicht gewertet: (75% = 12 Rnd.)												
	5		Max Rosam	GER-Taunusstein	Jesolo/TM	TR Motorsport/ADAC Hessen Thüringen/ M	10	8:13.926	6 Runden	44.360	9	0

Bemerkungen

Ergebnis vorbehaltlich technischen und sportlichen Nachuntersuchung
 Gestartet: 16, Gewertet: 15, Nicht gewertet: 1
 #5, #214, #211, #216, #217 +5Sec., Spoiler

Vorsprung	Ø km/h	Beste Rundenzeit	km/h	Beste Runde von
2.255	89,082	43.531	91,549	12 - Niels Tröger

Reg-Nr.: K04/2019

Orbits

Rennleiter Andreas Ehm

Zeitnahme Camp Company



WAKC Kerpen

OK Senioren

Kerpen 1,107 Km

1.Lauf

11.08.2019 15:05

Rennen (16 Runden) gestartet um 15:10:09

Runde	Rundenzeit	Diff.	Tageszeit
(12) Niels Tröger			
1	49.094	+5.563	15:10:59.169
2	46.435	+2.904	15:11:45.604
3	46.120	+2.589	15:12:31.724
4	45.337	+1.806	15:13:17.061
5	45.060	+1.529	15:14:02.121
6	44.691	+1.160	15:14:46.812
7	44.448	+0.917	15:15:31.260
8	44.193	+0.662	15:16:15.453
9	43.877	+0.346	15:16:59.330
10	43.756	+0.225	15:17:43.086
11	44.050	+0.519	15:18:27.136
12	43.710	+0.179	15:19:10.846
13	43.690	+0.159	15:19:54.536
14	43.531		15:20:38.067
15	43.824	+0.293	15:21:21.891
16	43.864	+0.333	15:22:05.755

Runde	Rundenzeit	Diff.	Tageszeit
(29) Sandro Holzem			
1	49.003	+5.381	15:10:58.981
2	46.296	+2.674	15:11:45.277
3	46.091	+2.469	15:12:31.368
4	45.538	+1.916	15:13:16.906
5	45.143	+1.521	15:14:02.049
6	45.064	+1.442	15:14:47.113
7	44.339	+0.717	15:15:31.452
8	44.393	+0.771	15:16:15.845
9	43.969	+0.347	15:16:59.814
10	43.871	+0.249	15:17:43.685
11	43.895	+0.273	15:18:27.580
12	43.622		15:19:11.202
13	43.724	+0.102	15:19:54.926
14	44.388	+0.766	15:20:39.314
15	44.507	+0.885	15:21:23.821
16	44.189	+0.567	15:22:08.010

Runde	Rundenzeit	Diff.	Tageszeit
(215) Colin Bönighausen			
1	49.283	+5.639	15:10:59.576
2	46.684	+3.040	15:11:46.260
3	45.822	+2.178	15:12:32.082
4	45.469	+1.825	15:13:17.551
5	44.802	+1.158	15:14:02.353
6	44.861	+1.217	15:14:47.214
7	44.427	+0.783	15:15:31.641
8	44.346	+0.702	15:16:15.987
9	44.032	+0.388	15:17:00.019
10	43.852	+0.208	15:17:43.871
11	43.865	+0.221	15:18:27.736
12	43.670	+0.026	15:19:11.406
13	43.644		15:19:55.050
14	44.394	+0.750	15:20:39.444
15	44.518	+0.874	15:21:23.962
16	44.284	+0.640	15:22:08.246

Runde	Rundenzeit	Diff.	Tageszeit
(43) Moritz Wiskirchen			
1	49.151	+5.368	15:10:59.339
2	46.791	+3.008	15:11:46.130
3	45.705	+1.922	15:12:31.835
4	45.637	+1.854	15:13:17.472
5	45.256	+1.473	15:14:02.728
6	44.797	+1.014	15:14:47.525
7	45.529	+1.746	15:15:33.054
8	44.243	+0.460	15:16:17.297
9	43.941	+0.158	15:17:01.238
10	44.007	+0.224	15:17:45.245

Runde	Rundenzeit	Diff.	Tageszeit
11	43.783		15:18:29.028
12	44.032	+0.249	15:19:13.060
13	43.887	+0.104	15:19:56.947
14	43.983	+0.200	15:20:40.930
15	43.826	+0.043	15:21:24.756
16	43.947	+0.164	15:22:08.703

Runde	Rundenzeit	Diff.	Tageszeit
(219) Dylann Yip			
1	49.614	+5.805	15:11:00.386
2	47.023	+3.214	15:11:47.409
3	45.564	+1.755	15:12:32.973
4	45.666	+1.857	15:13:18.639
5	45.393	+1.584	15:14:04.032
6	44.838	+1.029	15:14:48.870
7	44.701	+0.892	15:15:33.571
8	44.429	+0.620	15:16:18.000
9	43.994	+0.185	15:17:01.994
10	44.105	+0.296	15:17:46.099
11	44.184	+0.375	15:18:30.283
12	43.943	+0.134	15:19:14.226
13	43.809		15:19:58.035
14	43.874	+0.065	15:20:41.909
15	44.129	+0.320	15:21:26.038
16	43.886	+0.077	15:22:09.924

Runde	Rundenzeit	Diff.	Tageszeit
(48) Pablo Kramer			
1	47.689	+4.006	15:11:01.856
2	47.194	+3.511	15:11:49.050
3	46.103	+2.420	15:12:35.153
4	46.158	+2.475	15:13:21.311
5	45.340	+1.657	15:14:06.651
6	44.629	+0.946	15:14:51.280
7	44.486	+0.803	15:15:35.766
8	44.400	+0.717	15:16:20.166
9	45.173	+1.490	15:17:05.339
10	44.441	+0.758	15:17:49.780
11	44.037	+0.354	15:18:33.817
12	43.690	+0.007	15:19:17.507
13	43.744	+0.061	15:20:01.251
14	44.145	+0.462	15:20:45.396
15	43.683		15:21:29.079
16	43.685	+0.002	15:22:12.764

Runde	Rundenzeit	Diff.	Tageszeit
(214) Levi O Dey			
1	50.660	+6.967	15:11:00.735
2	46.847	+3.154	15:11:47.582
3	45.525	+1.832	15:12:33.107
4	45.131	+1.438	15:13:18.238
5	44.854	+1.161	15:14:03.092
6	44.721	+1.028	15:14:47.813
7	44.849	+1.156	15:15:32.662
8	44.235	+0.542	15:16:16.897
9	43.919	+0.226	15:17:00.816
10	43.845	+0.152	15:17:44.661
11	43.723	+0.030	15:18:28.384
12	43.693		15:19:12.077
13	43.713	+0.020	15:19:55.790
14	43.830	+0.137	15:20:39.620
15	44.631	+0.938	15:21:24.251
16	44.206	+0.513	15:22:08.457

Runde	Rundenzeit	Diff.	Tageszeit
(211) Litvinenko Egor			
1	49.354	+5.407	15:10:59.890
2	46.671	+2.724	15:11:46.561
3	46.056	+2.109	15:12:32.617
4	45.432	+1.485	15:13:18.049

Runde	Rundenzeit	Diff.	Tageszeit
5	44.897	+0.950	15:14:02.946
6	44.677	+0.730	15:14:47.623
7	45.740	+1.793	15:15:33.363
8	44.333	+0.386	15:16:17.696
9	44.126	+0.179	15:17:01.822
10	44.141	+0.194	15:17:45.963
11	44.626	+0.679	15:18:30.589
12	44.218	+0.271	15:19:14.807
13	43.947		15:19:58.754
14	44.445	+0.498	15:20:43.199
15	43.988	+0.041	15:21:27.187
16	44.290	+0.343	15:22:11.477

Runde	Rundenzeit	Diff.	Tageszeit
(52) Jan Marschalkowski			
1	50.623	+6.387	15:11:01.268
2	47.638	+3.402	15:11:48.906
3	46.408	+2.172	15:12:35.314
4	46.223	+1.987	15:13:21.537
5	45.325	+1.089	15:14:06.862
6	45.162	+0.926	15:14:52.024
7	44.664	+0.428	15:15:36.688
8	44.458	+0.222	15:16:21.146
9	44.492	+0.256	15:17:05.638
10	44.625	+0.389	15:17:50.263
11	44.236		15:18:34.499
12	46.037	+1.801	15:19:20.536
13	44.384	+0.148	15:20:04.920
14	44.360	+0.124	15:20:49.280
15	44.301	+0.065	15:21:33.581
16	44.450	+0.214	15:22:18.031

Runde	Rundenzeit	Diff.	Tageszeit
(30) Juliano Holzem			
1	49.778	+5.786	15:11:01.513
2	46.840	+2.848	15:11:48.353
3	46.251	+2.259	15:12:34.604
4	45.479	+1.487	15:13:20.083
5	44.956	+0.964	15:14:05.039
6	44.559	+0.567	15:14:49.598
7	44.377	+0.385	15:15:33.975
8	45.970	+1.978	15:16:19.945
9	46.945	+2.953	15:17:06.890
10	45.341	+1.349	15:17:52.231
11	44.520	+0.528	15:18:36.751
12	45.233	+1.241	15:19:21.984
13	44.241	+0.249	15:20:06.225
14	44.106	+0.114	15:20:50.331
15	44.033	+0.041	15:21:34.364
16	43.992		15:22:18.356

Runde	Rundenzeit	Diff.	Tageszeit
(217) Maximilian Thüring			
1	48.738	+4.874	15:10:58.889
2	47.159	+3.295	15:11:46.048
3	46.458	+2.594	15:12:32.506
4	45.667	+1.803	15:13:18.173
5	45.662	+1.798	15:14:03.835
6	45.294	+1.430	15:14:49.129
7	44.642	+0.778	15:15:33.771
8	45.989	+2.125	15:16:19.760
9	44.778	+0.914	15:17:04.538
10	44.427	+0.563	15:17:48.965
11	44.285	+0.421	15:18:33.250
12	43.933	+0.069	15:19:17.183
13	43.992	+0.128	15:20:01.175
14	44.726	+0.862	15:20:45.901
15	43.960	+0.096	15:21:29.861
16	43.864		15:22:13.725

WAKC Kerpen

OK Senioren

Kerpen 1,107 Km

1.Lauf

11.08.2019 15:05

Rennen (16 Runden) gestartet um 15:10:09

Runde	Rundenzeit	Diff.	Tageszeit
(218) Marksim Haralampiev			
1	50.341	+5.756	15:11:00.992
2	47.019	+2.434	15:11:48.011
3	46.974	+2.389	15:12:34.985
4	46.027	+1.442	15:13:21.012
5	45.568	+0.983	15:14:06.580
6	45.223	+0.638	15:14:51.803
7	45.250	+0.665	15:15:37.053
8	44.641	+0.056	15:16:21.694
9	45.636	+1.051	15:17:07.330
10	45.087	+0.502	15:17:52.417
11	44.585		15:18:37.002
12	45.376	+0.791	15:19:22.378
13	44.827	+0.242	15:20:07.205
14	44.843	+0.258	15:20:52.048
15	44.594	+0.009	15:21:36.642
16	45.686	+1.101	15:22:22.328

Runde	Rundenzeit	Diff.	Tageszeit
(58) Senna Metsefaare			
1	50.300	+5.633	15:11:01.665
2	47.666	+2.999	15:11:49.331
3	46.378	+1.711	15:12:35.709
4	46.145	+1.478	15:13:21.854
5	45.505	+0.838	15:14:07.359
6	45.281	+0.614	15:14:52.640
7	45.036	+0.369	15:15:37.676
8	45.261	+0.594	15:16:22.937
9	45.013	+0.346	15:17:07.950
10	45.206	+0.539	15:17:53.156
11	44.920	+0.253	15:18:38.076
12	44.888	+0.221	15:19:22.964
13	44.728	+0.061	15:20:07.692
14	44.667		15:20:52.359
15	45.000	+0.333	15:21:37.359
16	45.093	+0.426	15:22:22.452

Runde	Rundenzeit	Diff.	Tageszeit
(216) Chris Rosenkranz			
1	49.889	+5.193	15:11:01.140
2	47.023	+2.327	15:11:48.163
3	46.566	+1.870	15:12:34.729
4	45.800	+1.104	15:13:20.529
5	45.151	+0.455	15:14:05.680
6	44.928	+0.232	15:14:50.608
7	44.732	+0.036	15:15:35.340
8	44.718	+0.022	15:16:20.058
9	45.189	+0.493	15:17:05.247
10	46.613	+1.917	15:17:51.860
11	44.829	+0.133	15:18:36.689
12	45.504	+0.808	15:19:22.193
13	44.696		15:20:06.889
14	44.758	+0.062	15:20:51.647
15	45.159	+0.463	15:21:36.806
16	45.340	+0.644	15:22:22.146

Runde	Rundenzeit	Diff.	Tageszeit
(4) Carl Louis Kölschbach			
1	49.291	+5.250	15:10:59.684
2	1:05.704	+21.663	15:12:05.388
3	46.157	+2.116	15:12:51.545
4	45.469	+1.428	15:13:37.014
5	44.828	+0.787	15:14:21.842
6	44.512	+0.471	15:15:06.354
7	44.254	+0.213	15:15:50.608
8	44.135	+0.094	15:16:34.743
9	44.745	+0.704	15:17:19.488
10	44.279	+0.238	15:18:03.767

Runde	Rundenzeit	Diff.	Tageszeit
11	44.041		15:18:47.808
12	44.156	+0.115	15:19:31.964
(5) Max Rosam			
1	49.691	+5.331	15:11:00.058
2	1:17.013	+32.653	15:12:17.071
3	47.647	+3.287	15:13:04.718
4	45.909	+1.549	15:13:50.627
5	45.172	+0.812	15:14:35.799
6	44.870	+0.510	15:15:20.669
7	44.788	+0.428	15:16:05.457
8	44.443	+0.083	15:16:49.900
9	44.360		15:17:34.260
10	44.644	+0.284	15:18:18.904

Runde	Rundenzeit	Diff.	Tageszeit
-------	------------	-------	-----------

Reg-Nr.: K04/2019

Orbits

Rennleiter Andreas Ehm

Zeitnahme Monika Riehmers

Aushang:

h

WAKC Kerpen

OK Senioren

Kerpen 1,107 Km

2.Lauf

11.08.2019 17:05

Rennen (16 Runden)

8	4 Carl Louis Kölschbach
	15
7	58 Senna Metsefaare
	13
6	217 Maximilian Thüring
	11
5	52 Jan Marschalkowski
	9
4	214 Levi O Dey
	7
3	219 Dylann Yip
	5
2	215 Colin Bönighausen
	3
1	12 Niels Tröger
	POLE POSITION 1

5 Max Rosam
16
216 Chris Rosenkranz
14
218 Marksim Haralampiev
12
30 Juliano Holzem
10
211 Litvinenko Egor
8
48 Pablo Kramer
6
43 Moritz Wiskirchen
4
29 Sandro Holzem
2



Andreas Ehm

M. Riehmers

WAKC Kerpen

OK Senioren

Kerpen 1,107 Km

2.Lauf

11.08.2019 17:05

Rennen (16 Runden) gestartet um 18:00:30

Pos.	Nr.	Ga	Name	Wohnort	Fabrikat	Bewerber/Sponsor	Rnd.	Gesamtzeit	Diff.	Beste Zeit	In Rd.	Pkt.
1	12	Ja	Niels Tröger	GER-Großfriesen	CRG/TM	CRG Keijzer Racing/AMC Sachsenring ADAC	16	11:52.159		43.656	13	20
2	215	Ja	Colin Bönighausen	GER-Isernhagen	KR/IAME	Millennium Racing Team	16	11:52.287	0.128	43.523	13	18
3	217	Ja	Maximilian Thüring	GER-Heidemfeld	KR/TM	MSVg Gerolzhofen/Lanari Racing Team	16	11:57.466	5.307	43.865	12	16
4	43	Ja	Moritz Wiskirchen	GER-Euskirchen	KR/IAME	TB Racing Team/ADAC Mittelrhein	16	11:57.785	5.626	43.744	13	15
5	48	Ja	Pablo Kramer	GER-Hamm/Sieg	Sodi/IAME	ADAC Mittelrhein/Valier Motorsport	16	11:57.914	5.755	43.668	13	14
6	29	Ja	Sandro Holzem	GER-Polch	KR/IAME	Lanari Racing Team	16	11:59.504	7.345	43.695	11	13
7	4		Carl Louis Kölschbach	GER-Köln	Sodi/Vortex	CLK A. Koelschbach/ADAC Nordrhein / Kart	16	12:00.078	7.919	43.775	12	12
8	52	Ja	Jan Marschalkowski	GER-Inning	KR/IAME	Lanari Racing Team	16	12:00.316	8.157	44.115	14	11
9	5		Max Rosam	GER-Taunusstein	Jesolo/TM	TR Motorsport/ADAC Hessen Thüringen/ M	16	12:01.073	8.914	44.200	13	10
10	30	Ja	Juliano Holzem	GER-Polch	KR/IAME	Lanari Racing Team	16	12:01.254	9.095	43.681	14	9
11	216	Ja	Chris Rosenkranz	GER-Baabe	KR/TM	/CV-Performance	16	12:05.705	13.546	44.064	13	8
12	218	Ja	Marksim Haralampiev	GER-Vettweiß	KR/IAME	/Valier Motorsport	16	12:06.965	14.806	44.041	13	7
13	58	Ja	Senna Metsefaare	FRA-Andyk	CRG/Parilla	Keijzee Racing	16	12:14.021	21.862	44.918	8	6
Nicht gewertet: (75% = 12 Rnd.)												
	214	Ja	Levi O Dey	GER-Jülich	Praga/TM	/RS Schumacher Racing	6	4:32.940	10 Runden	44.582	6	0
	211	Ja	Litvinenko Egor	GER-Günding	CRG/TM	RL Competition	2	1:34.829	14 Runden	45.486	2	0
XC	219	Ja	Dylann Yip	GER-		TB Racing	5	3:48.203	EXC	44.829	5	0

Bemerkungen

Ergebnis vorbehaltlich technischen und sportlichen Nachuntersuchung
 Gestartet: 16, Gewertet: 13 , Nicht gewertet: 3
 #29 +3Sec. Korridor
 #219 Disqualifikation, Missachtung der schwarzen Flagge
 #218, #216 +5Sec. Spoiler

Vorsprung	Ø km/h	Beste Rundenzeit	km/h	Beste Runde von
0.128	89,535	43.523	91,565	215 - Colin Bönighausen

Reg-Nr.: K04/2019

Orbits

Rennleiter Andreas Ehm

Zeitnahme Camp Company



WAKC Kerpen

OK Senioren

Kerpen 1,107 Km

2.Lauf

11.08.2019 17:05

Rennen (16 Runden) gestartet um 18:00:30

Runde	Rundenzeit	Diff.	Tageszeit
(12) Niels Tröger			
1	46.372	+2.716	18:01:17.137
2	45.366	+1.710	18:02:02.503
3	45.969	+2.313	18:02:48.472
4	45.202	+1.546	18:03:33.674
5	44.741	+1.085	18:04:18.415
6	44.358	+0.702	18:05:02.773
7	45.452	+1.796	18:05:48.225
8	44.157	+0.501	18:06:32.382
9	44.041	+0.385	18:07:16.423
10	43.850	+0.194	18:08:00.273
11	43.746	+0.090	18:08:44.019
12	43.716	+0.060	18:09:27.735
13	43.656		18:10:11.391
14	43.715	+0.059	18:10:55.106
15	43.717	+0.061	18:11:38.823
16	44.101	+0.445	18:12:22.924

Runde	Rundenzeit	Diff.	Tageszeit
(215) Colin Bönighausen			
1	46.421	+2.898	18:01:17.267
2	45.303	+1.780	18:02:02.570
3	45.976	+2.453	18:02:48.546
4	45.276	+1.753	18:03:33.822
5	44.778	+1.255	18:04:18.600
6	44.319	+0.796	18:05:02.919
7	45.853	+2.330	18:05:48.772
8	44.160	+0.637	18:06:32.932
9	43.948	+0.425	18:07:16.880
10	43.757	+0.234	18:08:00.637
11	43.771	+0.248	18:08:44.408
12	43.657	+0.134	18:09:28.065
13	43.523		18:10:11.588
14	43.702	+0.179	18:10:55.290
15	43.696	+0.173	18:11:38.986
16	44.066	+0.543	18:12:23.052

Runde	Rundenzeit	Diff.	Tageszeit
(217) Maximilian Thüring			
1	46.918	+3.053	18:01:18.432
2	45.045	+1.180	18:02:03.477
3	45.698	+1.833	18:02:49.175
4	46.472	+2.607	18:03:35.647
5	45.213	+1.348	18:04:20.860
6	44.338	+0.473	18:05:05.198
7	44.324	+0.459	18:05:49.522
8	44.177	+0.312	18:06:33.699
9	44.423	+0.558	18:07:18.122
10	44.140	+0.275	18:08:02.262
11	44.227	+0.362	18:08:46.489
12	43.865		18:09:30.354
13	43.928	+0.063	18:10:14.282
14	43.992	+0.127	18:10:58.274
15	45.492	+1.627	18:11:43.766
16	44.465	+0.600	18:12:28.231

Runde	Rundenzeit	Diff.	Tageszeit
(43) Moritz Wiskirchen			
1	47.502	+3.758	18:01:18.675
2	45.136	+1.392	18:02:03.811
3	45.669	+1.925	18:02:49.480
4	47.928	+4.184	18:03:37.408
5	44.767	+1.023	18:04:22.175
6	44.339	+0.595	18:05:06.514
7	44.341	+0.597	18:05:50.855
8	44.394	+0.650	18:06:35.249
9	44.136	+0.392	18:07:19.385
10	44.431	+0.687	18:08:03.816

Runde	Rundenzeit	Diff.	Tageszeit
11	44.312	+0.568	18:08:48.128
12	43.882	+0.138	18:09:32.010
13	43.744		18:10:15.754
14	44.105	+0.361	18:10:59.859
15	44.131	+0.387	18:11:43.990
16	44.560	+0.816	18:12:28.550

Runde	Rundenzeit	Diff.	Tageszeit
(48) Pablo Kramer			
1	48.311	+4.643	18:01:19.767
2	45.490	+1.822	18:02:05.257
3	44.944	+1.276	18:02:50.201
4	45.757	+2.089	18:03:35.958
5	44.608	+0.940	18:04:20.566
6	44.219	+0.551	18:05:04.785
7	44.660	+0.992	18:05:49.445
8	44.738	+1.070	18:06:34.183
9	44.511	+0.843	18:07:18.694
10	45.281	+1.613	18:08:03.975
11	43.957	+0.289	18:08:47.932
12	43.689	+0.021	18:09:31.621
13	43.668		18:10:15.289
14	43.759	+0.091	18:10:59.048
15	44.672	+1.004	18:11:43.720
16	44.959	+1.291	18:12:28.679

Runde	Rundenzeit	Diff.	Tageszeit
(29) Sandro Holzem			
1	46.378	+2.683	18:01:17.368
2	45.686	+1.991	18:02:03.054
3	45.861	+2.166	18:02:48.915
4	47.744	+4.049	18:03:36.659
5	44.746	+1.051	18:04:21.405
6	44.228	+0.533	18:05:05.633
7	44.194	+0.499	18:05:49.827
8	44.630	+0.935	18:06:34.457
9	44.304	+0.609	18:07:18.761
10	44.160	+0.465	18:08:02.921
11	43.695		18:08:46.616
12	44.032	+0.337	18:09:30.648
13	43.750	+0.055	18:10:14.398
14	43.931	+0.236	18:10:58.329
15	45.141	+1.446	18:11:43.470
16	43.799	+0.104	18:12:27.269

Runde	Rundenzeit	Diff.	Tageszeit
(4) Carl Louis Kölschbach			
1	48.373	+4.598	18:01:20.508
2	45.320	+1.545	18:02:05.828
3	44.677	+0.902	18:02:50.505
4	45.226	+1.451	18:03:35.731
5	45.471	+1.696	18:04:21.202
6	44.290	+0.515	18:05:05.492
7	44.204	+0.429	18:05:49.696
8	44.936	+1.161	18:06:34.632
9	44.385	+0.610	18:07:19.017
10	44.336	+0.561	18:08:03.353
11	43.824	+0.049	18:08:47.177
12	43.775		18:09:30.952
13	43.951	+0.176	18:10:14.903
14	43.984	+0.209	18:10:58.887
15	47.657	+3.882	18:11:46.544
16	44.299	+0.524	18:12:30.843

Runde	Rundenzeit	Diff.	Tageszeit
(52) Jan Marschalkowski			
1	48.196	+4.081	18:01:19.509
2	45.107	+0.992	18:02:04.616
3	45.217	+1.102	18:02:49.833
4	45.371	+1.256	18:03:35.204

Runde	Rundenzeit	Diff.	Tageszeit
5	44.641	+0.526	18:04:19.845
6	44.498	+0.383	18:05:04.343
7	44.865	+0.750	18:05:49.208
8	44.364	+0.249	18:06:33.572
9	44.981	+0.866	18:07:18.553
10	45.897	+1.782	18:08:04.450
11	44.384	+0.269	18:08:48.834
12	44.135	+0.020	18:09:32.969
13	44.336	+0.221	18:10:17.305
14	44.115		18:11:01.420
15	45.292	+1.177	18:11:46.712
16	44.369	+0.254	18:12:31.081

Runde	Rundenzeit	Diff.	Tageszeit
(5) Max Rosam			
1	48.497	+4.297	18:01:20.791
2	46.167	+1.967	18:02:06.958
3	46.046	+1.846	18:02:53.004
4	45.015	+0.815	18:03:38.019
5	44.750	+0.550	18:04:22.769
6	44.698	+0.498	18:05:07.467
7	44.635	+0.435	18:05:52.102
8	44.384	+0.184	18:06:36.486
9	44.354	+0.154	18:07:20.840
10	44.370	+0.170	18:08:05.210
11	44.334	+0.134	18:08:49.544
12	44.410	+0.210	18:09:33.954
13	44.200		18:10:18.154
14	44.399	+0.199	18:11:02.553
15	44.821	+0.621	18:11:47.374
16	44.464	+0.264	18:12:31.838

Runde	Rundenzeit	Diff.	Tageszeit
(30) Juliano Holzem			
1	47.231	+3.550	18:01:18.880
2	45.283	+1.602	18:02:04.163
3	45.546	+1.865	18:02:49.709
4	45.066	+1.385	18:03:34.775
5	44.596	+0.915	18:04:19.371
6	44.503	+0.822	18:05:03.874
7	51.815	+8.134	18:05:55.689
8	44.318	+0.637	18:06:40.007
9	43.880	+0.199	18:07:23.887
10	43.965	+0.284	18:08:07.852
11	43.811	+0.130	18:08:51.663
12	43.941	+0.260	18:09:35.604
13	43.944	+0.263	18:10:19.548
14	43.681		18:11:03.229
15	44.332	+0.651	18:11:47.561
16	44.458	+0.777	18:12:32.019

Runde	Rundenzeit	Diff.	Tageszeit
(216) Chris Rosenkranz			
1	48.724	+4.660	18:01:20.499
2	46.271	+2.207	18:02:06.770
3	46.666	+2.602	18:02:53.436
4	45.155	+1.091	18:03:38.591
5	44.822	+0.758	18:04:23.413
6	44.409	+0.345	18:05:07.822
7	44.429	+0.365	18:05:52.251
8	44.563	+0.499	18:06:36.814
9	44.265	+0.201	18:07:21.079
10	44.430	+0.366	18:08:05.509
11	44.239	+0.175	18:08:49.748
12	44.505	+0.441	18:09:34.253
13	44.064		18:10:18.317
14	44.308	+0.244	18:11:02.625
15	44.579	+0.515	18:11:47.204
16	44.266	+0.202	18:12:31.470

WAKC Kerpen

OK Senioren

Kerpen 1,107 Km

2.Lauf

11.08.2019 17:05

Rennen (16 Runden) gestartet um 18:00:30

Runde	Rundenzeit	Diff.	Tageszeit	Runde	Rundenzeit	Diff.	Tageszeit	Runde	Rundenzeit	Diff.	Tageszeit
(218) Maksim Haralampiev											
1	49.028	+4.987	18:01:20.706								
2	46.184	+2.143	18:02:06.890								
3	46.390	+2.349	18:02:53.280								
4	45.263	+1.222	18:03:38.543								
5	45.278	+1.237	18:04:23.821								
6	44.643	+0.602	18:05:08.464								
7	44.554	+0.513	18:05:53.018								
8	44.731	+0.690	18:06:37.749								
9	44.628	+0.587	18:07:22.377								
10	44.495	+0.454	18:08:06.872								
11	44.416	+0.375	18:08:51.288								
12	44.128	+0.087	18:09:35.416								
13	44.041		18:10:19.457								
14	44.432	+0.391	18:11:03.889								
15	44.383	+0.342	18:11:48.272								
16	44.458	+0.417	18:12:32.730								
(58) Senna Metsefaare											
1	49.078	+4.160	18:01:21.004								
2	46.391	+1.473	18:02:07.395								
3	46.922	+2.004	18:02:54.317								
4	45.501	+0.583	18:03:39.818								
5	45.453	+0.535	18:04:25.271								
6	45.233	+0.315	18:05:10.504								
7	45.670	+0.752	18:05:56.174								
8	44.918		18:06:41.092								
9	45.031	+0.113	18:07:26.123								
10	45.188	+0.270	18:08:11.311								
11	45.222	+0.304	18:08:56.533								
12	45.672	+0.754	18:09:42.205								
13	45.168	+0.250	18:10:27.373								
14	45.312	+0.394	18:11:12.685								
15	45.656	+0.738	18:11:58.341								
16	46.445	+1.527	18:12:44.786								
(214) Levi O Dey											
1	46.507	+1.925	18:01:17.716								
2	45.495	+0.913	18:02:03.211								
3	45.806	+1.224	18:02:49.017								
4	45.218	+0.636	18:03:34.235								
5	44.888	+0.306	18:04:19.123								
6	44.582		18:05:03.705								
(211) Litvinenko Egor											
1	48.565	+3.079	18:01:20.108								
2	45.486		18:02:05.594								
(219) Dylann Yip											
1	46.508	+1.679	18:01:17.585								
2	45.348	+0.519	18:02:02.933								
3	45.783	+0.954	18:02:48.716								
4	45.423	+0.594	18:03:34.139								
5	44.829		18:04:18.968								

WAKC Kerpen

OK Senioren

Kerpen 1,107 Km

Tageswertung OK Senioren

Pos.	Nr.	Nachname	Vorname	Bewerber/Sponsor	Fabrikat	R1	R2	Gesamtpunktzahl
1	12	Tröger	Niels	CRG Keijzer Racing/AMC Sachsenrii	CRG/TM	20	20	40
2	215	Bönighausen	Colin	Millennium Racing Team	KR/IAME	16	18	34
3	29	Holzem	Sandro	Lanari Racing Team	KR/IAME	18	13	31
4	43	Wiskirchen	Moritz	TB Racing Team/ADAC Mittelrhein	KR/IAME	15	15	30
5	48	Kramer	Pablo	ADAC Mittelrhein/Valier Motorsport	Sodi/IAME	13	14	27
6	217	Thüring	Maximilian	MSVg Gerolzhofen/Lanari Racing Te	KR/TM	8	16	24
7	52	Marschalkowski	Jan	Lanari Racing Team	KR/IAME	10	11	21
8	30	Holzem	Juliano	Lanri Racing Team	KR/IAME	9	9	18
9	4	Kölschbach	Carl Louis	CLK A. Koelschbach/ADAC Nordrhe	Sodi/Vortex	4	12	16
10	218	Haralampiev	Marksim	/Valier Motorsport	KR/IAME	7	7	14
11	219	Yip	Dylann			14	0	14
12	216	Rosenkranz	Chris	/CV-Performance	KR/TM	5	8	13
13	214	O Dey	Levi	/RS Schumacher Racing	Praga/TM	12	0	12
14	58	Metsefaare	Senna	Keijzee Racing	CRG/Parilla	6	6	12
15	211	Egor	Litvinenko	RL Competition	CRG/TM	11	0	11
16	5	Rosam	Max	TR Motorsport/ADAC Hessen Thürii	Jesolo/TM	0	10	10

Bemerkungen

Ergebnis vorbehaltlich technischen und sportlichen Nachuntersuchung


Reg-Nr.: K04/2019

Orbits

Rennleiter Andreas Ehm

Zeitnahme Monika Riehmers






Aushang:

h




Gedruckt: 11.08.2019 19:32:20

WAKC Kerpen

X30 Junioren

Kerpen 1,107 Km

Freies Training

11.08.2019 09:15

Training (10:00 Zeit) gestartet um 9:19:04

Pos.	Nr.	Name	Wohnort	Fabrikat	Bewerber/Sponsor	Rnd.	Beste Zeit	Diff.	In Rd.	km/h
1	41	Maddox Wirtz	GER-Bornheim	Tony/Iame	ADAC Nordrhein/RMW Motorsport	9	46.120		9	86,409
2	8	Benedikt Korov	GER-Bad Vilbel	Tony/IAME	ADP-Racing/AK	13	46.469	0.349	6	85,760
3	92	Tizian Houf	GER-Leinburg	CRG /IAME	MSC Röttenbach/RS Motorsport	12	46.572	0.452	11	85,571
4	3	Fabian Böffel	GER-Tholey	TONY-Kart/IAME	Dischner Kartsport/WMR (ist nicht angege	13	46.860	0.740	12	85,045
5	12	Jannik Remmert	GER-Petersberg	Tony/IAME	/ADAC Hessen Thüringen / Fuldaer AC	5	47.069	0.949	5	84,667
6	10	Max Ohsenbrink	GER-Welver - Scheidingen	Haase/IAME	Kartsport Lehnert/MSK Werl e.V. im DMV	13	47.087	0.967	6	84,635
7	119	Philipp Gogollok	GER-Düsseldorf	CRG /IAME		13	47.144	1.024	8	84,532
8	14	Luca Römhild	GER-Brotterode-Trusetal	Tony/IAME	RMW Motorsport/RSG Altensteiner Oberla	13	47.224	1.104	8	84,389
9	93	Svenja Dreher	GER-Balgheim	LS/IAME	AC Tuttlingen/Wilk Sport	12	47.255	1.135	10	84,334
10	6	Klaudiusz Halicki	GER-Düsseldorf	CRG/IAME	Kartsport-Lehnert/	12	47.458	1.338	12	83,973
11	101	Paul Dreiling	GER-Süderfarenstedt	FA Kart/IAME	/Hemkemeyer	11	47.513	1.393	8	83,876
12	5	Cedric Fuchs	GER-Holzappel	LS/IAME	LS - WILK SPORT/AMC ARZBACH	9	47.611	1.491	5	83,703
13	7	Daven Harder	GER-Bönen	Sodi/IAME	ES Racing Team/de West Motorsport.de/A	11	47.692	1.572	8	83,561
14	82	David Görgen	GER-Weiskirchen	Top Kart/IAME	Dischner Racing/MSF Hochwald / ADAC S	12	47.754	1.634	6	83,453
15	16	Sidharth Nair	GER-Seeheim-Jungenheim	Top Kart/IAME	Dischner Racing/	12	47.864	1.744	10	83,261
16	2	Martin Antov	GER-Schauenburg	Energy Corse/IAME		11	47.984	1.864	8	83,053
17	11	Luka Philipitsch	GER-Stutensee	Kosmic/IAME	WILK Sport - Autohaus Kuhn/MSK Grötzin	12	48.481	2.361	10	82,201
18	9	Ron-Diego Mahlberg	GER-Much	CRG/IAME		12	48.512	2.392	11	82,149
19	91	Jonas Weber	GER-Welchbillig	Top Kart/IAME	Discher Racing	12	48.837	2.717	6	81,602

Reg-Nr.: K04/2019

Orbits

Rennleiter Andreas Ehm

Zeitnahme Monika Riehmers






Aushang:

h




Gedruckt: 11.08.2019 09:30:44

WAKC Kerpen

X30 Junioren

Kerpen 1,107 Km

Freies Training

11.08.2019 09:15

Training (10:00 Zeit) gestartet um 9:19:04

Runde	Rundenzeit	Diff.	Tageszeit
(41) Maddox Wirtz			
1	52.859	+6.739	9:20:31.511
2	48.958	+2.838	9:21:20.469
3	47.474	+1.354	9:22:07.943
4	47.088	+0.968	9:22:55.031
5	47.167	+1.047	9:23:42.198
6	46.300	+0.180	9:24:28.498
7	46.647	+0.527	9:25:15.145
8	46.246	+0.126	9:26:01.391
9	46.120		9:26:47.511

Runde	Rundenzeit	Diff.	Tageszeit
(8) Benedikt Korov			
1	52.063	+5.594	9:20:16.514
2	48.148	+1.679	9:21:04.662
3	47.358	+0.889	9:21:52.020
4	46.816	+0.347	9:22:38.836
5	46.631	+0.162	9:23:25.467
6	46.469		9:24:11.936
7	46.542	+0.073	9:24:58.478
8	46.720	+0.251	9:25:45.198
9	46.940	+0.471	9:26:32.138
10	46.974	+0.505	9:27:19.112
11	46.710	+0.241	9:28:05.822
12	46.523	+0.054	9:28:52.345
13	47.040	+0.571	9:29:39.385

Runde	Rundenzeit	Diff.	Tageszeit
(92) Tizian Houf			
1	1:04.333	+17.761	9:20:33.607
2	48.670	+2.098	9:21:22.277
3	47.531	+0.959	9:22:09.808
4	47.862	+1.290	9:22:57.670
5	48.231	+1.659	9:23:45.901
6	47.459	+0.887	9:24:33.360
7	47.148	+0.576	9:25:20.508
8	47.040	+0.468	9:26:07.548
9	46.791	+0.219	9:26:54.339
10	46.837	+0.265	9:27:41.176
11	46.572		9:28:27.748
12	46.687	+0.115	9:29:14.435

Runde	Rundenzeit	Diff.	Tageszeit
(3) Fabian Böffel			
1	52.155	+5.295	9:20:11.686
2	49.088	+2.228	9:21:00.774
3	47.911	+1.051	9:21:48.685
4	47.463	+0.603	9:22:36.148
5	47.650	+0.790	9:23:23.798
6	47.019	+0.159	9:24:10.817
7	47.100	+0.240	9:24:57.917
8	46.996	+0.136	9:25:44.913
9	46.950	+0.090	9:26:31.863
10	47.014	+0.154	9:27:18.877
11	47.599	+0.739	9:28:06.476
12	46.860		9:28:53.336
13	47.890	+1.030	9:29:41.226

Runde	Rundenzeit	Diff.	Tageszeit
(12) Jannik Remmert			
1	53.023	+5.954	9:20:21.020
2	48.344	+1.275	9:21:09.364
3	47.380	+0.311	9:21:56.744
4	47.993	+0.924	9:22:44.737
5	47.069		9:23:31.806

Runde	Rundenzeit	Diff.	Tageszeit
(10) Max Ohsenbrink			
1	52.080	+4.993	9:20:12.180
2	49.154	+2.067	9:21:01.334

Runde	Rundenzeit	Diff.	Tageszeit
3	47.986	+0.899	9:21:49.320
4	47.677	+0.590	9:22:36.997
5	47.277	+0.190	9:23:24.274
6	47.087		9:24:11.361
7	47.462	+0.375	9:24:58.823
8	47.144	+0.057	9:25:45.967
9	47.540	+0.453	9:26:33.507
10	47.269	+0.182	9:27:20.776
11	47.484	+0.397	9:28:08.260
12	47.422	+0.335	9:28:55.682
13	47.318	+0.231	9:29:43.000

Runde	Rundenzeit	Diff.	Tageszeit
(119) Philipp Gogollok			
1	53.782	+6.638	9:20:15.401
2	49.181	+2.037	9:21:04.582
3	48.471	+1.327	9:21:53.053
4	47.580	+0.436	9:22:40.633
5	47.376	+0.232	9:23:28.009
6	47.444	+0.300	9:24:15.453
7	47.605	+0.461	9:25:03.058
8	47.144		9:25:50.202
9	47.772	+0.628	9:26:37.974
10	47.418	+0.274	9:27:25.392
11	50.475	+3.331	9:28:15.867
12	47.318	+0.174	9:29:03.185
13	47.357	+0.213	9:29:50.542

Runde	Rundenzeit	Diff.	Tageszeit
(14) Luca Römhild			
1	56.974	+9.750	9:20:18.271
2	49.099	+1.875	9:21:07.370
3	47.982	+0.758	9:21:55.352
4	47.564	+0.340	9:22:42.916
5	47.323	+0.099	9:23:30.239
6	47.453	+0.229	9:24:17.692
7	47.440	+0.216	9:25:05.132
8	47.224		9:25:52.356
9	47.499	+0.275	9:26:39.855
10	47.279	+0.055	9:27:27.134
11	47.565	+0.341	9:28:14.699
12	47.376	+0.152	9:29:02.075
13	48.139	+0.915	9:29:50.214

Runde	Rundenzeit	Diff.	Tageszeit
(93) Svenja Dreher			
1	55.991	+8.736	9:20:22.979
2	49.072	+1.817	9:21:12.051
3	48.384	+1.129	9:22:00.435
4	48.076	+0.821	9:22:48.511
5	47.675	+0.420	9:23:36.186
6	47.378	+0.123	9:24:23.564
7	47.458	+0.203	9:25:11.022
8	47.591	+0.336	9:25:58.613
9	47.496	+0.241	9:26:46.109
10	47.255		9:27:33.364
11	47.624	+0.369	9:28:20.988
12	47.404	+0.149	9:29:08.392

Runde	Rundenzeit	Diff.	Tageszeit
(6) Klaudiusz Halicki			
1	52.917	+5.459	9:20:18.444
2	49.367	+1.909	9:21:07.811
3	48.553	+1.095	9:21:56.364
4	49.396	+1.938	9:22:45.760
5	48.038	+0.580	9:23:33.798
6	47.961	+0.503	9:24:21.759
7	47.985	+0.527	9:25:09.744
8	47.859	+0.401	9:25:57.603
9	47.936	+0.478	9:26:45.539

Runde	Rundenzeit	Diff.	Tageszeit
10	47.702	+0.244	9:27:33.241
11	48.350	+0.892	9:28:21.591
12	47.458		9:29:09.049

Runde	Rundenzeit	Diff.	Tageszeit
(101) Paul Dreiling			
1	53.642	+6.129	9:20:17.817
2	49.315	+1.802	9:21:07.132
3	48.703	+1.190	9:21:55.835
4	47.827	+0.314	9:22:43.662
5	2:16.952	+1:29.439	9:25:00.614
6	49.056	+1.543	9:25:49.670
7	47.935	+0.422	9:26:37.605
8	47.513		9:27:25.118
9	47.725	+0.212	9:28:12.843
10	47.843	+0.330	9:29:00.686
11	48.082	+0.569	9:29:48.768

Runde	Rundenzeit	Diff.	Tageszeit
(5) Cedric Fuchs			
1	55.045	+7.434	9:20:18.969
2	49.279	+1.668	9:21:08.248
3	48.331	+0.720	9:21:56.579
4	48.490	+0.879	9:22:45.069
5	47.611		9:23:32.680
6	2:01.223	+1:13.612	9:25:33.903
7	49.841	+2.230	9:26:23.744
8	2:34.496	+1:46.885	9:28:58.240
9	50.350	+2.739	9:29:48.590

Runde	Rundenzeit	Diff.	Tageszeit
(7) Daven Harder			
1	54.917	+7.225	9:20:24.598
2	50.065	+2.373	9:21:14.663
3	48.531	+0.839	9:22:03.194
4	49.152	+1.460	9:22:52.346
5	48.281	+0.589	9:23:40.627
6	47.701	+0.009	9:24:28.328
7	47.968	+0.276	9:25:16.296
8	47.692		9:26:03.988
9	1:28.277	+40.585	9:27:32.265
10	50.327	+2.635	9:28:22.592
11	48.096	+0.404	9:29:10.688

Runde	Rundenzeit	Diff.	Tageszeit
(82) David Görden			
1	57.964	+10.210	9:20:29.381
2	50.181	+2.427	9:21:19.562
3	48.868	+1.114	9:22:08.430
4	49.058	+1.304	9:22:57.488
5	48.059	+0.305	9:23:45.547
6	47.754		9:24:33.301
7	48.059	+0.305	9:25:21.360
8	47.792	+0.038	9:26:09.152
9	48.457	+0.703	9:26:57.609
10	55.859	+8.105	9:27:53.468
11	47.811	+0.057	9:28:41.279
12	48.404	+0.650	9:29:29.683

Runde	Rundenzeit	Diff.	Tageszeit
(16) Sidharth Nair			
1	56.431	+8.567	9:20:24.216
2	51.934	+4.070	9:21:16.150
3	50.120	+2.256	9:22:06.270
4	49.925	+2.061	9:22:56.195
5	49.118	+1.254	9:23:45.313
6	49.078	+1.214	9:24:34.391
7	48.312	+0.448	9:25:22.703
8	48.169	+0.305	9:26:10.872
9	48.439	+0.575	9:26:59.311
10	47.864		9:27:47.175

Reg-Nr.: K04/2019

Orbits

Rennleiter Andreas Ehm

Zeitnahme Monika Riehmers

Gedruckt: 11.08.2019 09:31:52

Aushang: h

WAKC Kerpen

X30 Junioren

Kerpen 1,107 Km

Freies Training

11.08.2019 09:15

Training (10:00 Zeit) gestartet um 9:19:04

Runde	Rundenzeit	Diff.	Tageszeit
11	48.179	+0.315	9:28:35.354
12	49.101	+1.237	9:29:24.455

Runde	Rundenzeit	Diff.	Tageszeit
-------	------------	-------	-----------

Runde	Rundenzeit	Diff.	Tageszeit
-------	------------	-------	-----------

(2) Martin Antov

1	56.652	+8.668	9:20:21.869
2	49.569	+1.585	9:21:11.438
3	50.367	+2.383	9:22:01.805
4	49.001	+1.017	9:22:50.806
5	48.867	+0.883	9:23:39.673
6	48.382	+0.398	9:24:28.055
7	48.766	+0.782	9:25:16.821
8	47.984		9:26:04.805
9	48.242	+0.258	9:26:53.047
10	48.567	+0.583	9:27:41.614
11	48.683	+0.699	9:28:30.297

(11) Luka Philipitsch

1	56.304	+7.823	9:20:22.869
2	50.587	+2.106	9:21:13.456
3	49.251	+0.770	9:22:02.707
4	49.445	+0.964	9:22:52.152
5	49.852	+1.371	9:23:42.004
6	49.095	+0.614	9:24:31.099
7	48.891	+0.410	9:25:19.990
8	48.744	+0.263	9:26:08.734
9	48.661	+0.180	9:26:57.395
10	48.481		9:27:45.876
11	48.827	+0.346	9:28:34.703
12	49.429	+0.948	9:29:24.132

(9) Ron-Diego Mahlberg

1	56.316	+7.804	9:20:27.063
2	51.015	+2.503	9:21:18.078
3	49.979	+1.467	9:22:08.057
4	49.295	+0.783	9:22:57.352
5	49.761	+1.249	9:23:47.113
6	49.283	+0.771	9:24:36.396
7	49.198	+0.686	9:25:25.594
8	48.985	+0.473	9:26:14.579
9	49.012	+0.500	9:27:03.591
10	48.985	+0.473	9:27:52.576
11	48.512		9:28:41.088
12	50.278	+1.766	9:29:31.366

(91) Jonas Weber

1	1:00.006	+11.169	9:20:30.318
2	52.005	+3.168	9:21:22.323
3	50.430	+1.593	9:22:12.753
4	50.232	+1.395	9:23:02.985
5	49.252	+0.415	9:23:52.237
6	48.837		9:24:41.074
7	48.883	+0.046	9:25:29.957
8	49.428	+0.591	9:26:19.385
9	49.339	+0.502	9:27:08.724
10	49.088	+0.251	9:27:57.812
11	49.168	+0.331	9:28:46.980
12	48.941	+0.104	9:29:35.921

WAKC Kerpen

X30 Junioren

Kerpen 1,107 Km

Zeittraining

11.08.2019 11:00

Qualifikation (10:00 Zeit) gestartet um 11:22:24

Pos.	Nr.	Name	Wohnort	Fabrikat	Bewerber/Sponsor	Rnd.	Beste Zeit	Diff.	In Rd.	km/h
1	41	Maddox Wirtz	GER-Bornheim	Tony/Iame	ADAC Nordrhein/RMW Motorsport	8	45.811		4	86,992
2	8	Benedikt Korov	GER-Bad Vilbel	Tony/IAME	ADP-Racing/AK	9	46.194	0.383	7	86,271
3	92	Tizian Houf	GER-Leinburg	CRG /IAME	MSC Röttenbach/RS Motorsport	9	46.200	0.389	4	86,260
4	3	Fabian Böffel	GER-Tholey	TONY-Kart/IAME	Dischner Kartsport/WMR (ist nicht angege	12	46.255	0.444	6	86,157
5	12	Jannik Remmert	GER-Petersberg	Tony/IAME	/ADAC Hessen Thüringen / Fuldaer AC	7	46.258	0.447	7	86,152
6	93	Svenja Dreher	GER-Balgheim	LS/IAME	AC Tuttlingen/Wilk Sport	13	46.609	0.798	5	85,503
7	82	David Görgen	GER-Weiskirchen	Top Kart/IAME	Dischner Racing/MSF Hochwald / ADAC S:	13	46.798	0.987	8	85,157
8	101	Paul Dreiling	GER-Süderfarenstedt	FA Kart/IAME	/Hemkemeyer	10	46.871	1.060	4	85,025
9	11	Luka Philipitsch	GER-Stutensee	Kosmic/IAME	WILK Sport - Autohaus Kuhn/MSK Grötzin	12	46.875	1.064	9	85,018
10	7	Daven Harder	GER-Bönen	Sodi/IAME	ES Racing Team/de West Motorsport.de/A	11	46.920	1.109	8	84,936
11	14	Luca Römhild	GER-Brotterode-Trusetal	Tony/IAME	RMW Motorsport/RSG Altensteiner Oberla	9	46.952	1.141	3	84,878
12	119	Philipp Gogollok	GER-Düsseldorf	CRG /IAME		12	46.988	1.177	5	84,813
13	10	Max Ohsenbrink	GER-Welver - Scheidingen	Haase/IAME	Kartsport Lehnert/MSK Werl e.V. im DMV	13	47.248	1.437	10	84,346
14	15	Michel Schwellnus	GER-Lüdenscheid	Redspeed/IAME	PK Motorsport/	12	47.342	1.531	5	84,179
15	6	Klaudiusz Halicki	GER-Düsseldorf	CRG/IAME	Kartsport-Lehnert/	13	47.364	1.553	10	84,140
16	9	Ron-Diego Mahlberg	GER-Much	CRG/IAME		12	47.490	1.679	11	83,917
17	2	Martin Antov	GER-Schauenburg	Energy Corse/IAME		4	47.601	1.790	4	83,721
18	16	Sidharth Nair	GER-Seeheim-Jungenheim	Top Kart/IAME	Dischner Racing/	12	47.680	1.869	5	83,582
19	91	Jonas Weber	GER-Welchbillig	Top Kart/IAME	Discher Racing	12	47.811	2.000	5	83,353
Nicht gewertet:										
XC	5	Cedric Fuchs	GER-Holzappel	LS/IAME	LS - WILK SPORT/AMC ARZBACH	4	47.458		3	83,973

Bemerkungen

Ergebnis vorbehaltlich technischen und sportlichen Nachuntersuchung
 #5 nichtwertung Zeittraining, Rennleiter

Reg-Nr.: K04/2019

Orbits

Rennleiter Andreas Ehm

Zeitnahme Monika Riehmers

Gedruckt: 11.08.2019 11:33:33

Aushang:

h

WAKC Kerpen

X30 Junioren

Zeittraining

Qualifikation (10:00 Zeit) gestartet um 11:22:24

Kerpen 1,107 Km

11.08.2019 11:00

Runde Rundenzeit Diff. Tageszeit

(41) Maddox Wirtz

1	52.195	+6.384	11:25:36.666
2	47.421	+1.610	11:26:24.087
3	45.873	+0.062	11:27:09.960
4	45.811		11:27:55.771
5	46.732	+0.921	11:28:42.503
6	45.889	+0.078	11:29:28.392
7	49.155	+3.344	11:30:17.547
8	46.537	+0.726	11:31:04.084

(8) Benedikt Korov

1	50.955	+4.761	11:26:22.061
2	46.660	+0.466	11:27:08.721
3	46.769	+0.575	11:27:55.490
4	46.486	+0.292	11:28:41.976
5	46.337	+0.143	11:29:28.313
6	46.470	+0.276	11:30:14.783
7	46.194		11:31:00.977
8	46.379	+0.185	11:31:47.356
9	47.454	+1.260	11:32:34.810

(92) Tizian Houf

1	54.693	+8.493	11:24:15.849
2	47.143	+0.943	11:25:02.992
3	46.437	+0.237	11:25:49.429
4	46.200		11:26:35.629
5	49.893	+3.693	11:27:25.522
6	46.675	+0.475	11:28:12.197
7	46.501	+0.301	11:28:58.698
8	46.843	+0.643	11:29:45.541
9	46.620	+0.420	11:30:32.161

(3) Fabian Böffel

1	52.869	+6.614	11:23:33.227
2	47.560	+1.305	11:24:20.787
3	47.120	+0.865	11:25:07.907
4	46.898	+0.643	11:25:54.805
5	46.396	+0.141	11:26:41.201
6	46.255		11:27:27.456
7	46.825	+0.570	11:28:14.281
8	46.653	+0.398	11:29:00.934
9	46.445	+0.190	11:29:47.379
10	46.425	+0.170	11:30:33.804
11	47.278	+1.023	11:31:21.082
12	46.951	+0.696	11:32:08.033

(12) Jannik Remmert

1	50.723	+4.465	11:26:22.220
2	46.587	+0.329	11:27:08.807
3	46.820	+0.562	11:27:55.627
4	46.455	+0.197	11:28:42.082
5	47.032	+0.774	11:29:29.114
6	48.778	+2.520	11:30:17.892
7	46.258		11:31:04.150

(93) Svenja Dreher

1	55.432	+8.823	11:23:33.547
2	49.498	+2.889	11:24:23.045
3	47.479	+0.870	11:25:10.524
4	46.937	+0.328	11:25:57.461
5	46.609		11:26:44.070
6	46.699	+0.090	11:27:30.769
7	48.560	+1.951	11:28:19.329
8	46.923	+0.314	11:29:06.252
9	46.773	+0.164	11:29:53.025

Runde Rundenzeit Diff. Tageszeit

(82) David Görden

10	46.634	+0.025	11:30:39.659
11	46.926	+0.317	11:31:26.585
12	48.103	+1.494	11:32:14.688
13	46.874	+0.265	11:33:01.562

(101) Paul Dreiling

1	51.913	+5.115	11:23:28.892
2	50.258	+3.460	11:24:19.150
3	47.230	+0.432	11:25:06.380
4	47.034	+0.236	11:25:53.414
5	46.985	+0.187	11:26:40.399
6	46.854	+0.056	11:27:27.253
7	53.734	+6.936	11:28:20.987
8	46.798		11:29:07.785
9	46.888	+0.090	11:29:54.673
10	46.896	+0.098	11:30:41.569
11	46.897	+0.099	11:31:28.466
12	48.322	+1.524	11:32:16.788
13	47.444	+0.646	11:33:04.232

(11) Luka Philipitsch

1	52.472	+5.601	11:24:53.934
2	47.567	+0.696	11:25:41.501
3	46.904	+0.033	11:26:28.405
4	46.871		11:27:15.276
5	46.871		11:28:02.147
6	47.014	+0.143	11:28:49.161
7	46.872	+0.001	11:29:36.033
8	47.111	+0.240	11:30:23.144
9	47.118	+0.247	11:31:10.262
10	47.044	+0.173	11:31:57.306

(7) Daven Harder

1	53.556	+6.636	11:24:46.641
2	49.513	+2.593	11:25:36.154
3	47.689	+0.769	11:26:23.843
4	47.244	+0.324	11:27:11.087
5	47.057	+0.137	11:27:58.144
6	47.211	+0.291	11:28:45.355
7	47.115	+0.195	11:29:32.470
8	46.920		11:30:19.390
9	46.929	+0.009	11:31:06.319
10	47.120	+0.200	11:31:53.439
11	47.436	+0.516	11:32:40.875

(14) Luca Römhild

1	52.073	+5.121	11:25:37.118
2	47.286	+0.334	11:26:24.404
3	46.952		11:27:11.356
4	48.710	+1.758	11:28:00.066
5	47.069	+0.117	11:28:47.135
6	47.011	+0.059	11:29:34.146

Runde Rundenzeit Diff. Tageszeit

(119) Philipp Gogolok

7	47.193	+0.241	11:30:21.339
8	47.274	+0.322	11:31:08.613
9	47.305	+0.353	11:31:55.918

(10) Max Ohnsenbrink

1	58.962	+11.974	11:23:39.898
2	53.430	+6.442	11:24:33.328
3	47.447	+0.459	11:25:20.775
4	47.040	+0.052	11:26:07.815
5	46.988		11:26:54.803
6	52.159	+5.171	11:27:46.962
7	47.041	+0.053	11:28:34.003
8	47.088	+0.100	11:29:21.091
9	50.351	+3.363	11:30:11.442
10	47.128	+0.140	11:30:58.570
11	50.048	+3.060	11:31:48.618
12	47.223	+0.235	11:32:35.841

(15) Michel Schwelinus

1	50.665	+3.417	11:23:22.839
2	48.765	+1.517	11:24:11.604
3	48.108	+0.860	11:24:59.712
4	47.732	+0.484	11:25:47.444
5	47.812	+0.564	11:26:35.256
6	47.653	+0.405	11:27:22.909
7	47.753	+0.505	11:28:10.662
8	47.598	+0.350	11:28:58.260
9	47.751	+0.503	11:29:46.011
10	47.248		11:30:33.259
11	48.168	+0.920	11:31:21.427
12	47.460	+0.212	11:32:08.887
13	47.484	+0.236	11:32:56.371

(6) Klaudiusz Halicki

1	52.232	+4.890	11:23:46.730
2	48.067	+0.725	11:24:34.797
3	47.717	+0.375	11:25:22.514
4	47.521	+0.179	11:26:10.035
5	47.342		11:26:57.377
6	48.651	+1.309	11:27:46.028
7	48.004	+0.662	11:28:34.032
8	51.958	+4.616	11:29:25.990
9	47.555	+0.213	11:30:13.545
10	48.633	+1.291	11:31:02.178
11	47.764	+0.422	11:31:49.942
12	47.444	+0.102	11:32:37.386

(9) Ron-Diego Mahlberg

1	50.295	+2.931	11:23:21.827
2	49.352	+1.988	11:24:11.179
3	48.260	+0.896	11:24:59.439
4	47.661	+0.297	11:25:47.100
5	47.870	+0.506	11:26:34.970
6	48.043	+0.679	11:27:23.013
7	48.032	+0.668	11:28:11.045
8	47.519	+0.155	11:28:58.564
9	47.601	+0.237	11:29:46.165
10	47.364		11:30:33.529
11	48.325	+0.961	11:31:21.854
12	47.384	+0.020	11:32:09.238
13	47.410	+0.046	11:32:56.648

WAKC Kerpen

X30 Junioren

Kerpen 1,107 Km


1.Lauf

11.08.2019 14:05

Rennen (14 Runden)

10	91 19	5 20
9	2 17	16 18
8	6 15	9 16
7	10 13	15 14
6	14 11	119 12
5	11 9	7 10
4	82 7	101 8
3	12 5	93 6
2	92 3	3 4
1	41 1	8 2

POLE POSITION 1



Reg-Nr.: K04/2019

Orbits

Rennleiter Andreas Ehm

Zeitnahme Monika Riehmers



Andreas Ehm

Monika Riehmers



Gedruckt: 11.08.2019 11:35:01

Aushang: h

WAKC Kerpen

X30 Junioren

Kerpen 1,107 Km

1.Lauf

11.08.2019 14:25

Rennen (14 Runden) gestartet um 14:23:18

Pos.	Nr.	Ga	Name	Wohnort	Fabrikat	Bewerber/Sponsor	Rnd.	Gesamtzeit	Diff.	Beste Zeit	In Rd.	Pkt.
1	12		Jannik Remmert	GER-Petersberg	Tony/IAME	/ADAC Hessen Thüringen / Fuldaer AC	14	10:59.835		46.509	7	20
2	92	Ja	Tizian Houf	GER-Leinburg	CRG /IAME	MSC Röttenbach/RS Motorsport	14	11:00.003	0.168	46.554	13	18
3	41	Ja	Maddox Wirtz	GER-Bornheim	Tony/Iame	ADAC Nordrhein/RMW Motorsport	14	11:00.202	0.367	46.460	7	16
4	8		Benedikt Korov	GER-Bad Vilbel	Tony/IAME	ADP-Racing/AK	14	11:01.360	1.525	46.627	10	15
5	3		Fabian Böffel	GER-Tholey	TONY-Kart/IA	Dischner Kartsport/WMR (ist nicht angegeb.)	14	11:04.913	5.078	46.741	10	14
6	01	Ja	Paul Dreiling	GER-Süderfarenstedt	FA Kart/IAME	/Hemkemeyer	14	11:08.006	8.171	46.961	6	13
7	7		Daven Harder	GER-Bönnen	Sodi/IAME	ES Racing Team/de West Motorsport.de/AM	14	11:08.085	8.250	46.942	6	12
8	93	Ja	Svenja Dreher	GER-Balgheim	LS/IAME	AC Tuttlingen/Wilk Sport	14	11:10.122	10.287	46.725	10	11
9	5		Cedric Fuchs	GER-Holzappel	LS/IAME	LS - WILK SPORT/AMC ARZBACH	14	11:12.149	12.314	46.947	7	10
10	6		Klaudiusz Halicki	GER-Düsseldorf	CRG/IAME	Kartsport-Lehnert/	14	11:15.358	15.523	47.482	14	9
11	9		Ron-Diego Mahlberg	GER-Much	CRG/IAME		14	11:17.661	17.826	47.504	9	8
12	19	Ja	Philipp Gogollok	GER-Düsseldorf	CRG /IAME	CRG Deutschland	14	11:19.701	19.866	47.288	8	7
13	16	Ja	Sidharth Nair	GER-Seeheim-Jungenhei	Top Kart/IAMI	Dischner Racing/	14	11:20.867	21.032	47.713	8	6
14	14		Luca Römhild	GER-Brotterode-Trusetal	Tony/IAME	RMW Motorsport/RSG Altensteiner Oberlanx	14	11:22.271	22.436	47.643	6	5
15	15		Michel Schwellnus	GER-Lüdenscheid	Redspeed/IA	PK Motorsport/	14	11:22.692	22.857	47.511	10	4
16	11		Luka Philipitsch	GER-Stutensee	Kosmic/IAME	WILK Sport - Autohaus Kuhn/MSC Grötzing	14	11:28.207	28.372	47.060	8	3
17	82		David Görden	GER-Weiskirchen	Top Kart/IAMI	Dischner Racing/MSF Hochwald / ADAC Saa	14	11:32.420	32.585	47.129	9	2
18	10		Max Ohlsenbrink	GER-Welver - Scheiding	Haase/IAME	Kartsport Lehnert/MSC Werl e.V. im DMV	14	11:33.070	33.235	47.322	9	1
19	2		Martin Antov	GER-Schauenburg	Energy Corse,		14	11:37.179	37.344	48.257	13	1
20	91	Ja	Jonas Weber	GER-Welchbillig	Top Kart/IAMI	Discher Racing	14	11:40.201	40.366	48.766	5	1

Bemerkungen

Ergebnis vorbehaltlich technischen und sportlichen Nachuntersuchung
 #82 +3Sec., Rennleiter
 Gestartet: 20, Gewertet: 20, Nicht gewertet: 0
 #93, #119, #11, #10 +5Sec., Spoiler

Vorsprung	Ø km/h	Beste Rundenzeit	km/h	Beste Runde von
0.168	84,556	46.460	85,777	41 - Maddox Wirtz

Reg-Nr.: K04/2019

Orbits

Rennleiter Andreas Ehm

Zeitnahme Camp Company



WAKC Kerpen

X30 Junioren

Kerpen 1,107 Km

1. Lauf

11.08.2019 14:25

Rennen (14 Runden) gestartet um 14:23:18

Runde	Rundenzeit	Diff.	Tageszeit
(12) Jannik Remmert			
1	49.661	+3.152	14:24:08.538
2	47.552	+1.043	14:24:56.090
3	47.069	+0.560	14:25:43.159
4	46.886	+0.377	14:26:30.045
5	46.697	+0.188	14:27:16.742
6	46.636	+0.127	14:28:03.378
7	46.509		14:28:49.887
8	46.949	+0.440	14:29:36.836
9	46.903	+0.394	14:30:23.739
10	46.775	+0.266	14:31:10.514
11	47.133	+0.624	14:31:57.647
12	46.797	+0.288	14:32:44.444
13	46.980	+0.471	14:33:31.424
14	47.040	+0.531	14:34:18.464
(92) Tizian Houf			
1	48.988	+2.434	14:24:07.778
2	47.789	+1.235	14:24:55.567
3	47.142	+0.588	14:25:42.709
4	46.889	+0.335	14:26:29.598
5	46.721	+0.167	14:27:16.319
6	46.719	+0.165	14:28:03.038
7	46.677	+0.123	14:28:49.715
8	47.257	+0.703	14:29:36.972
9	46.888	+0.334	14:30:23.860
10	46.808	+0.254	14:31:10.668
11	46.909	+0.355	14:31:57.577
12	47.397	+0.843	14:32:44.974
13	46.554		14:33:31.528
14	47.104	+0.550	14:34:18.632
(41) Maddox Wirtz			
1	49.417	+2.957	14:24:08.093
2	47.794	+1.334	14:24:55.887
3	48.258	+1.798	14:25:44.145
4	46.587	+0.127	14:26:30.732
5	46.559	+0.099	14:27:17.291
6	46.468	+0.008	14:28:03.759
7	46.460		14:28:50.219
8	46.846	+0.386	14:29:37.065
9	46.889	+0.429	14:30:23.954
10	46.834	+0.374	14:31:10.788
11	46.948	+0.488	14:31:57.736
12	47.312	+0.852	14:32:45.048
13	46.640	+0.180	14:33:31.688
14	47.143	+0.683	14:34:18.831
(8) Benedikt Korov			
1	48.970	+2.343	14:24:07.599
2	48.140	+1.513	14:24:55.739
3	49.793	+3.166	14:25:45.532
4	47.124	+0.497	14:26:32.656
5	47.026	+0.399	14:27:19.682
6	46.679	+0.052	14:28:06.361
7	46.837	+0.210	14:28:53.198
8	46.683	+0.056	14:29:39.881
9	46.792	+0.165	14:30:26.673
10	46.627		14:31:13.300
11	46.645	+0.018	14:31:59.945
12	46.658	+0.031	14:32:46.603
13	46.757	+0.130	14:33:33.360
14	46.629	+0.002	14:34:19.989
(3) Fabian Böffel			

Runde	Rundenzeit	Diff.	Tageszeit
1	50.268	+3.527	14:24:08.985
2	48.208	+1.467	14:24:57.193
3	47.682	+0.941	14:25:44.875
4	47.406	+0.665	14:26:32.281
5	47.800	+1.059	14:27:20.081
6	47.071	+0.330	14:28:07.152
7	47.304	+0.563	14:28:54.456
8	46.958	+0.217	14:29:41.414
9	46.999	+0.258	14:30:28.413
10	46.741		14:31:15.154
11	47.265	+0.524	14:32:02.419
12	47.104	+0.363	14:32:49.523
13	46.922	+0.181	14:33:36.445
14	47.097	+0.356	14:34:23.542
(101) Paul Dreiling			
1	50.280	+3.319	14:24:09.470
2	48.130	+1.169	14:24:57.600
3	48.322	+1.361	14:25:45.922
4	47.349	+0.388	14:26:33.271
5	47.496	+0.535	14:27:20.767
6	46.961		14:28:07.728
7	47.088	+0.127	14:28:54.816
8	47.557	+0.596	14:29:42.373
9	46.970	+0.009	14:30:29.343
10	47.162	+0.201	14:31:16.505
11	47.577	+0.616	14:32:04.082
12	47.395	+0.434	14:32:51.477
13	47.619	+0.658	14:33:39.096
14	47.539	+0.578	14:34:26.635
(7) Daven Harder			
1	50.692	+3.750	14:24:10.149
2	48.054	+1.112	14:24:58.203
3	48.003	+1.061	14:25:46.206
4	47.319	+0.377	14:26:33.525
5	47.472	+0.530	14:27:20.997
6	46.942		14:28:07.939
7	47.281	+0.339	14:28:55.220
8	47.333	+0.391	14:29:42.553
9	46.981	+0.039	14:30:29.534
10	47.057	+0.115	14:31:16.591
11	47.581	+0.639	14:32:04.172
12	47.398	+0.456	14:32:51.570
13	47.626	+0.684	14:33:39.196
14	47.518	+0.576	14:34:26.714
(93) Svenja Dreher			
1	50.295	+3.570	14:24:09.275
2	48.124	+1.399	14:24:57.399
3	48.278	+1.553	14:25:45.677
4	47.324	+0.599	14:26:33.001
5	47.375	+0.650	14:27:20.376
6	46.885	+0.160	14:28:07.261
7	47.408	+0.683	14:28:54.669
8	46.830	+0.105	14:29:41.499
9	47.182	+0.457	14:30:28.681
10	46.725		14:31:15.406
11	47.214	+0.489	14:32:02.620
12	47.133	+0.408	14:32:49.753
13	46.800	+0.075	14:33:36.553
14	47.198	+0.473	14:34:23.751
(5) Cedric Fuchs			
1	49.901	+2.954	14:24:12.552
2	48.827	+1.880	14:25:01.379

Runde	Rundenzeit	Diff.	Tageszeit
3	48.249	+1.302	14:25:49.628
4	48.675	+1.728	14:26:38.303
5	47.744	+0.797	14:27:26.047
6	47.493	+0.546	14:28:13.540
7	46.947		14:29:00.487
8	47.385	+0.438	14:29:47.872
9	47.233	+0.286	14:30:35.105
10	47.102	+0.155	14:31:22.207
11	47.029	+0.082	14:32:09.236
12	47.240	+0.293	14:32:56.476
13	47.114	+0.167	14:33:43.590
14	47.188	+0.241	14:34:30.778
(6) Klaudiusz Halicki			
1	51.285	+3.803	14:24:11.738
2	47.962	+0.480	14:24:59.700
3	47.728	+0.246	14:25:47.428
4	48.361	+0.879	14:26:35.789
5	47.934	+0.452	14:27:23.723
6	48.179	+0.697	14:28:11.902
7	47.825	+0.343	14:28:59.727
8	47.970	+0.488	14:29:47.697
9	47.838	+0.356	14:30:35.535
10	48.148	+0.666	14:31:23.683
11	47.586	+0.104	14:32:11.269
12	47.738	+0.256	14:32:59.007
13	47.498	+0.016	14:33:46.505
14	47.482		14:34:33.987
(9) Ron-Diego Mahlberg			
1	51.639	+4.135	14:24:11.886
2	49.102	+1.598	14:25:00.988
3	48.416	+0.912	14:25:49.404
4	48.569	+1.065	14:26:37.973
5	48.966	+1.462	14:27:26.939
6	47.758	+0.254	14:28:14.697
7	47.812	+0.308	14:29:02.509
8	47.582	+0.078	14:29:50.091
9	47.504		14:30:37.595
10	47.844	+0.340	14:31:25.439
11	47.602	+0.098	14:32:13.041
12	47.716	+0.212	14:33:00.757
13	47.736	+0.232	14:33:48.493
14	47.797	+0.293	14:34:36.290
(119) Philipp Gogollok			
1	50.667	+3.379	14:24:10.639
2	48.124	+0.836	14:24:58.763
3	48.267	+0.979	14:25:47.030
4	51.118	+3.830	14:26:38.148
5	47.728	+0.440	14:27:25.876
6	47.524	+0.236	14:28:13.400
7	47.408	+0.120	14:29:00.808
8	47.288		14:29:48.096
9	47.640	+0.352	14:30:35.736
10	47.803	+0.515	14:31:23.539
11	47.585	+0.297	14:32:11.124
12	47.485	+0.197	14:32:58.609
13	47.336	+0.048	14:33:45.945
14	47.385	+0.097	14:34:33.330
(16) Sidharth Nair			
1	51.045	+3.332	14:24:13.088
2	49.069	+1.356	14:25:02.157
3	48.597	+0.884	14:25:50.754
4	48.372	+0.659	14:26:39.126

Reg-Nr.: K04/2019

Orbits

Rennleiter Andreas Ehm

Zeitnahme Monika Riehmers

Aushang: h

Gedruckt: 11.08.2019 14:45:40



WAKC Kerpen

X30 Junioren

Kerpen 1,107 Km

1.Lauf

11.08.2019 14:25

Rennen (14 Runden) gestartet um 14:23:18

Runde	Rundenzeit	Diff.	Tageszeit
5	48.138	+0.425	14:27:27.264
6	47.807	+0.094	14:28:15.071
7	47.912	+0.199	14:29:02.983
8	47.713		14:29:50.696
9	48.028	+0.315	14:30:38.724
10	47.962	+0.249	14:31:26.686
11	47.832	+0.119	14:32:14.518
12	48.244	+0.531	14:33:02.762
13	48.217	+0.504	14:33:50.979
14	48.517	+0.804	14:34:39.496

(14) Luca Römhid

Runde	Rundenzeit	Diff.	Tageszeit
1	50.670	+3.027	14:24:10.518
2	48.083	+0.440	14:24:58.601
3	48.096	+0.453	14:25:46.697
4	55.731	+8.088	14:26:42.428
5	48.031	+0.388	14:27:30.459
6	47.643		14:28:18.102
7	47.926	+0.283	14:29:06.028
8	47.696	+0.053	14:29:53.724
9	47.849	+0.206	14:30:41.573
10	47.802	+0.159	14:31:29.375
11	47.897	+0.254	14:32:17.272
12	48.086	+0.443	14:33:05.358
13	47.830	+0.187	14:33:53.188
14	47.712	+0.069	14:34:40.900

(15) Michel Schwellnus

Runde	Rundenzeit	Diff.	Tageszeit
1	51.540	+4.029	14:24:15.330
2	49.036	+1.525	14:25:04.366
3	48.198	+0.687	14:25:52.564
4	50.001	+2.490	14:26:42.565
5	48.147	+0.636	14:27:30.712
6	48.102	+0.591	14:28:18.814
7	47.999	+0.488	14:29:06.813
8	47.746	+0.235	14:29:54.559
9	47.610	+0.099	14:30:42.169
10	47.511		14:31:29.680
11	47.779	+0.268	14:32:17.459
12	48.041	+0.530	14:33:05.500
13	48.004	+0.493	14:33:53.504
14	47.817	+0.306	14:34:41.321

(11) Luka Philipitsch

Runde	Rundenzeit	Diff.	Tageszeit
1	56.125	+9.065	14:24:15.704
2	50.291	+3.231	14:25:05.995
3	49.119	+2.059	14:25:55.114
4	48.600	+1.540	14:26:43.714
5	48.473	+1.413	14:27:32.187
6	48.598	+1.538	14:28:20.785
7	48.035	+0.975	14:29:08.820
8	47.060		14:29:55.880
9	47.241	+0.181	14:30:43.121
10	47.590	+0.530	14:31:30.711
11	47.508	+0.448	14:32:18.219
12	47.642	+0.582	14:33:05.861
13	47.886	+0.826	14:33:53.747
14	48.089	+1.029	14:34:41.836

(82) David Görgen

Runde	Rundenzeit	Diff.	Tageszeit
1	50.763	+3.634	14:24:09.941
2	48.095	+0.966	14:24:58.036
3	48.728	+1.599	14:25:46.764
4	58.573	+11.444	14:26:45.337
5	47.802	+0.673	14:27:33.139
6	47.844	+0.715	14:28:20.983

Runde	Rundenzeit	Diff.	Tageszeit
7	48.114	+0.985	14:29:09.097
8	47.195	+0.066	14:29:56.292
9	47.129		14:30:43.421
10	47.490	+0.361	14:31:30.911
11	47.566	+0.437	14:32:18.477
12	47.510	+0.381	14:33:05.987
13	48.169	+1.040	14:33:54.156
14	53.893	+6.764	14:34:48.049

(10) Max Ohnsenbrink

Runde	Rundenzeit	Diff.	Tageszeit
1	52.128	+4.806	14:24:12.420
2	56.985	+9.663	14:25:09.405
3	47.780	+0.458	14:25:57.185
4	48.645	+1.323	14:26:45.830
5	47.865	+0.543	14:27:33.695
6	47.765	+0.443	14:28:21.460
7	47.821	+0.499	14:29:09.281
8	47.430	+0.108	14:29:56.711
9	47.322		14:30:44.033
10	47.448	+0.126	14:31:31.481
11	47.368	+0.046	14:32:18.849
12	47.680	+0.358	14:33:06.529
13	48.003	+0.681	14:33:54.532
14	52.167	+4.845	14:34:46.699

(2) Martin Antov

Runde	Rundenzeit	Diff.	Tageszeit
1	53.126	+4.869	14:24:15.268
2	50.107	+1.850	14:25:05.375
3	50.872	+2.615	14:25:56.247
4	49.685	+1.428	14:26:45.932
5	49.429	+1.172	14:27:35.361
6	49.455	+1.198	14:28:24.816
7	48.994	+0.737	14:29:13.810
8	48.584	+0.327	14:30:02.394
9	48.742	+0.485	14:30:51.136
10	48.884	+0.627	14:31:40.020
11	49.854	+1.597	14:32:29.874
12	49.021	+0.764	14:33:18.895
13	48.257		14:34:07.152
14	48.656	+0.399	14:34:55.808

(91) Jonas Weber

Runde	Rundenzeit	Diff.	Tageszeit
1	51.880	+3.114	14:24:14.690
2	49.475	+0.709	14:25:04.165
3	49.202	+0.436	14:25:53.367
4	49.643	+0.877	14:26:43.010
5	48.766		14:27:31.776
6	48.825	+0.059	14:28:20.601
7	50.824	+2.058	14:29:11.425
8	49.189	+0.423	14:30:00.614
9	49.556	+0.790	14:30:50.170
10	49.958	+1.192	14:31:40.128
11	49.808	+1.042	14:32:29.936
12	49.746	+0.980	14:33:19.682
13	50.053	+1.287	14:34:09.735
14	49.095	+0.329	14:34:58.830

WAKC Kerpen

X30 Junioren

Kerpen 1,107 Km

2.Lauf

11.08.2019 16:25

Rennen (14 Runden)

10	2 Martin Antov	19	91 Jonas Weber
9	82 David Görgen	17	20
8	15 Michel Schwellnus	15	10 Max Ohsenbrink
7	16 Sidharth Nair	13	18
6	9 Ron-Diego Mahlberg	11	11 Luka Philipitsch
5	5 Cedric Fuchs	9	16
4	7 Daven Harder	7	14 Luca Römhild
3	3 Fabian Böffel	5	14
2	41 Maddox Wirtz	3	119 Philipp Gogollok
1	12 Jannik Remmert	1	12
	POLE POSITION 1		10 Klausiusz Halicki
			8
			93 Svenja Dreher
			8
			101 Paul Dreiling
			6
			8 Benedikt Korov
			4
			92 Tizian Houf
			2



WAKC Kerpen

X30 Junioren

Kerpen 1,107 Km

2.Lauf

11.08.2019 16:25

Rennen (14 Runden) gestartet um 17:19:06

Pos.	Nr.	Ga	Name	Wohnort	Fabrikat	Bewerber/Sponsor	Rnd.	Gesamtzeit	Diff.	Beste Zeit	In Rd.	Pkt.
1	92	Ja	Tizian Houf	GER-Leinburg	CRG /IAME	MSC Röttenbach/RS Motorsport	14	10:57.153		46.427	11	20
2	41	Ja	Maddox Wirtz	GER-Bornheim	Tony/Iame	ADAC Nordrhein/RMW Motorsport	14	10:59.916	2.763	46.557	10	18
3	12		Jannik Remmert	GER-Petersberg	Tony/IAME	/ADAC Hessen Thüringen / Fuldaer AC	14	11:00.002	2.849	46.448	10	16
4	8		Benedikt Korov	GER-Bad Vilbel	Tony/IAME	ADP-Racing/AK	14	11:00.071	2.918	46.235	13	15
5	5		Cedric Fuchs	GER-Holzappel	LS/IAME	LS - WILK SPORT/AMC ARZBACH	14	11:08.023	10.870	47.040	10	14
6	7		Daven Harder	GER-Bönen	Sodi/IAME	ES Racing Team/de West Motorsport.de/AM	14	11:08.102	10.949	47.090	10	13
7	101	Ja	Paul Dreiling	GER-Süderfahrenstedt	FA Kart/IAME	/Hemkemeyer	14	11:08.530	11.377	47.104	9	12
8	119	Ja	Philipp Gogollok	GER-Düsseldorf	CRG /IAME	CRG Deutschland	14	11:08.711	11.558	46.831	10	11
9	93	Ja	Svenja Dreher	GER-Balgheim	LS/IAME	AC Tuttlingen/Wilk Sport	14	11:19.373	22.220	46.800	6	10
10	15		Michel Schweltnus	GER-Lüdenscheid	Redspeed/IAI	PK Motorsport/	14	11:19.847	22.694	47.610	4	9
11	2		Martin Antov	GER-Schauenburg	Energy Corse/		14	11:20.625	23.472	47.499	6	8
12	10		Max Ohsenzbrink	GER-Welver - Scheidinge	Haase/IAME	Kartsport Lehnert/MSC Werl e.V. im DMV	14	11:21.227	24.074	47.354	10	7
13	6		Klaudiusz Halicki	GER-Düsseldorf	CRG/IAME	Kartsport-Lehnert/	14	11:21.665	24.512	47.801	9	6
14	14		Luca Römhild	GER-Brotterode-Trusetal	Tony/IAME	RMW Motorsport/RSG Altensteiner Oberlanx	14	11:21.867	24.714	47.406	10	5
15	82		David Görden	GER-Weiskirchen	Top Kart/IAMI	Dischner Racing/MSF Hochwald / ADAC Saa	14	11:22.037	24.884	47.076	11	4
16	16	Ja	Sidharth Nair	GER-Seeheim-Jungenhei	Top Kart/IAMI	Dischner Racing/	14	11:28.579	31.426	47.843	10	3
17	9		Ron-Diego Mahlberg	GER-Much	CRG/IAME		14	11:28.732	31.579	47.710	10	2
18	91	Ja	Jonas Weber	GER-Welchbillig	Top Kart/IAMI	Discher Racing	14	11:34.012	36.859	48.417	9	1
Nicht gewertet: (75% = 10 Rnd.)												
	3		Fabian Böffel	GER-Tholey	TONY-Kart/IA	Dischner Kartsport/WMR (ist nicht angegeb	7	5:38.152	7 Runden	47.167	4	0
NS	11		Luka Philipitsch	GER-Stutensee	Kosmic/IAME	WILK Sport - Autohaus Kuhn/MSC Grötzing			DNS		0	0

Bemerkungen

Ergebnis vorbehaltlich technischen und sportlichen Nachuntersuchung

Gestartet: 19, Gewertet: , Nicht gewertet:

#14 +5Sec. Spoiler

Vorsprung	Ø km/h	Beste Rundenzeit	km/h	Beste Runde von
2.763	84,901	46.235	86,194	8 - Benedikt Korov

Reg-Nr.: K04/2019

Orbits

Rennleiter Andreas Ehm

Zeitnahme Camp Company

Gedruckt: 11.08.2019 17:45:07

Aushang: h

WAKC Kerpen

X30 Junioren

Kerpen 1,107 Km

2.Lauf

11.08.2019 16:25

Rennen (14 Runden) gestartet um 17:19:06

Runde	Rundenzeit	Diff.	Tageszeit
(92) Tizian Houf			
1	48.996	+2.569	17:19:55.776
2	47.363	+0.936	17:20:43.139
3	46.872	+0.445	17:21:30.011
4	46.712	+0.285	17:22:16.723
5	46.751	+0.324	17:23:03.474
6	46.757	+0.330	17:23:50.231
7	46.665	+0.238	17:24:36.896
8	46.739	+0.312	17:25:23.635
9	46.667	+0.240	17:26:10.302
10	46.668	+0.241	17:26:56.970
11	46.427		17:27:43.397
12	46.874	+0.447	17:28:30.271
13	46.882	+0.455	17:29:17.153
14	46.773	+0.346	17:30:03.926

Runde	Rundenzeit	Diff.	Tageszeit
(41) Maddox Wirtz			
1	50.256	+3.699	17:19:57.151
2	47.393	+0.836	17:20:44.544
3	46.751	+0.194	17:21:31.295
4	47.117	+0.560	17:22:18.412
5	47.449	+0.892	17:23:05.861
6	46.791	+0.234	17:23:52.652
7	46.723	+0.166	17:24:39.375
8	46.726	+0.169	17:25:26.101
9	46.568	+0.011	17:26:12.669
10	46.557		17:26:59.226
11	46.822	+0.265	17:27:46.048
12	46.756	+0.199	17:28:32.804
13	46.641	+0.084	17:29:19.445
14	47.244	+0.687	17:30:06.689

Runde	Rundenzeit	Diff.	Tageszeit
(12) Jannik Remmert			
1	49.763	+3.315	17:19:56.536
2	47.426	+0.978	17:20:43.962
3	46.947	+0.499	17:21:30.909
4	47.371	+0.923	17:22:18.280
5	47.471	+1.023	17:23:05.751
6	46.827	+0.379	17:23:52.578
7	46.620	+0.172	17:24:39.198
8	46.725	+0.277	17:25:25.923
9	46.643	+0.195	17:26:12.566
10	46.448		17:26:59.014
11	46.936	+0.488	17:27:45.950
12	46.685	+0.237	17:28:32.635
13	46.676	+0.228	17:29:19.311
14	47.464	+1.016	17:30:06.775

Runde	Rundenzeit	Diff.	Tageszeit
(8) Benedikt Korov			
1	49.783	+3.548	17:19:56.672
2	47.391	+1.156	17:20:44.063
3	47.007	+0.772	17:21:31.070
4	47.036	+0.801	17:22:18.106
5	47.209	+0.974	17:23:05.315
6	46.829	+0.594	17:23:52.144
7	46.792	+0.557	17:24:38.936
8	46.583	+0.348	17:25:25.519
9	46.675	+0.440	17:26:12.194
10	46.608	+0.373	17:26:58.802
11	48.107	+1.872	17:27:46.909
12	46.549	+0.314	17:28:33.458
13	46.235		17:29:19.693
14	47.151	+0.916	17:30:06.844

Runde	Rundenzeit	Diff.	Tageszeit
(5) Cedric Fuchs			

Runde	Rundenzeit	Diff.	Tageszeit
1	51.281	+4.241	17:19:58.585
2	47.772	+0.732	17:20:46.357
3	47.580	+0.540	17:21:33.937
4	47.484	+0.444	17:22:21.421
5	47.744	+0.704	17:23:09.165
6	47.412	+0.372	17:23:56.577
7	47.390	+0.350	17:24:43.967
8	47.146	+0.106	17:25:31.113
9	47.098	+0.058	17:26:18.211
10	47.040		17:27:05.251
11	47.665	+0.625	17:27:52.916
12	47.265	+0.225	17:28:40.181
13	47.248	+0.208	17:29:27.429
14	47.367	+0.327	17:30:14.796

Runde	Rundenzeit	Diff.	Tageszeit
(7) Daven Harder			
1	51.070	+3.980	17:19:58.218
2	47.814	+0.724	17:20:46.032
3	47.543	+0.453	17:21:33.575
4	47.440	+0.350	17:22:21.015
5	47.772	+0.682	17:23:08.787
6	47.430	+0.340	17:23:56.217
7	47.355	+0.265	17:24:43.572
8	47.306	+0.216	17:25:30.878
9	47.116	+0.026	17:26:17.994
10	47.090		17:27:05.084
11	47.938	+0.848	17:27:53.022
12	47.244	+0.154	17:28:40.266
13	47.313	+0.223	17:29:27.579
14	47.296	+0.206	17:30:14.875

Runde	Rundenzeit	Diff.	Tageszeit
(101) Paul Dreiling			
1	50.949	+3.845	17:19:57.957
2	47.985	+0.881	17:20:45.942
3	47.866	+0.762	17:21:33.808
4	47.455	+0.351	17:22:21.263
5	47.675	+0.571	17:23:08.938
6	47.448	+0.344	17:23:56.386
7	47.457	+0.353	17:24:43.843
8	47.563	+0.459	17:25:31.406
9	47.104		17:26:18.510
10	47.175	+0.071	17:27:05.685
11	47.625	+0.521	17:27:53.310
12	47.393	+0.289	17:28:40.703
13	47.168	+0.064	17:29:27.871
14	47.432	+0.328	17:30:15.303

Runde	Rundenzeit	Diff.	Tageszeit
(119) Philipp Gogolok			
1	51.472	+4.641	17:19:59.077
2	47.825	+0.994	17:20:46.902
3	47.772	+0.941	17:21:34.674
4	47.288	+0.457	17:22:21.962
5	47.580	+0.749	17:23:09.542
6	48.362	+1.531	17:23:57.904
7	47.314	+0.483	17:24:45.218
8	47.184	+0.353	17:25:32.402
9	46.955	+0.124	17:26:19.357
10	46.831		17:27:06.188
11	47.427	+0.596	17:27:53.615
12	47.178	+0.347	17:28:40.793
13	47.248	+0.417	17:29:28.041
14	47.443	+0.612	17:30:15.484

Runde	Rundenzeit	Diff.	Tageszeit
(93) Svenja Dreher			
1	59.076	+12.276	17:20:06.199
2	47.932	+1.132	17:20:54.131

Runde	Rundenzeit	Diff.	Tageszeit
3	47.724	+0.924	17:21:41.855
4	47.991	+1.191	17:22:29.846
5	47.348	+0.548	17:23:17.194
6	46.800		17:24:03.994
7	46.837	+0.037	17:24:50.831
8	49.454	+2.654	17:25:40.285
9	47.392	+0.592	17:26:27.677
10	46.941	+0.141	17:27:14.618
11	47.297	+0.497	17:28:01.915
12	47.719	+0.919	17:28:49.634
13	48.645	+1.845	17:29:38.279
14	47.867	+1.067	17:30:26.146

Runde	Rundenzeit	Diff.	Tageszeit
(15) Michel Schweltnus			
1	51.829	+4.219	17:19:59.880
2	48.912	+1.302	17:20:48.792
3	47.899	+0.289	17:21:36.691
4	47.610		17:22:24.301
5	47.682	+0.072	17:23:11.983
6	47.620	+0.010	17:23:59.603
7	47.740	+0.130	17:24:47.343
8	47.709	+0.099	17:25:35.052
9	47.765	+0.155	17:26:22.817
10	48.045	+0.435	17:27:10.862
11	48.035	+0.425	17:27:58.897
12	50.409	+2.799	17:28:49.306
13	48.909	+1.299	17:29:38.215
14	48.405	+0.795	17:30:26.620

Runde	Rundenzeit	Diff.	Tageszeit
(2) Martin Antov			
1	52.553	+5.054	17:20:01.379
2	48.996	+1.497	17:20:50.375
3	49.061	+1.562	17:21:39.436
4	47.847	+0.348	17:22:27.283
5	47.729	+0.230	17:23:15.012
6	47.499		17:24:02.511
7	47.505	+0.006	17:24:50.016
8	47.820	+0.321	17:25:37.836
9	47.598	+0.099	17:26:25.434
10	47.638	+0.139	17:27:13.072
11	47.753	+0.254	17:28:00.825
12	48.566	+1.067	17:28:49.391
13	49.882	+2.383	17:29:39.273
14	48.125	+0.626	17:30:27.398

Runde	Rundenzeit	Diff.	Tageszeit
(10) Max Ohsenbrink			
1	53.262	+5.908	17:20:01.790
2	48.958	+1.604	17:20:50.748
3	49.728	+2.374	17:21:40.476
4	48.479	+1.125	17:22:28.955
5	48.136	+0.782	17:23:17.091
6	47.429	+0.075	17:24:04.520
7	47.574	+0.220	17:24:52.094
8	47.748	+0.394	17:25:39.842
9	48.082	+0.728	17:26:27.924
10	47.354		17:27:15.278
11	47.489	+0.135	17:28:02.767
12	47.804	+0.450	17:28:50.571
13	49.065	+1.711	17:29:39.636
14	48.364	+1.010	17:30:28.000

Runde	Rundenzeit	Diff.	Tageszeit
(6) Klaudiusz Halicki			
1	52.311	+4.510	17:19:59.630
2	49.607	+1.806	17:20:49.237
3	47.974	+0.173	17:21:37.211
4	48.069	+0.268	17:22:25.280

WAKC Kerpen

X30 Junioren

Kerpen 1,107 Km

2.Lauf

11.08.2019 16:25

Rennen (14 Runden) gestartet um 17:19:06

Runde	Rundenzeit	Diff.	Tageszeit
5	48.480	+0.679	17:23:13.760
6	48.093	+0.292	17:24:01.853
7	47.981	+0.180	17:24:49.834
8	48.436	+0.635	17:25:38.270
9	47.801		17:26:26.071
10	47.842	+0.041	17:27:13.913
11	47.888	+0.087	17:28:01.801
12	48.167	+0.366	17:28:49.968
13	49.547	+1.746	17:29:39.515
14	48.923	+1.122	17:30:28.438

(14) Luca Römheld

1	51.783	+4.377	17:19:59.549
2	49.638	+2.232	17:20:49.187
3	48.763	+1.357	17:21:37.950
4	47.839	+0.433	17:22:25.789
5	47.663	+0.257	17:23:13.452
6	47.575	+0.169	17:24:01.027
7	47.858	+0.452	17:24:48.885
8	47.505	+0.099	17:25:36.390
9	47.651	+0.245	17:26:24.041
10	47.406		17:27:11.447
11	47.530	+0.124	17:27:58.977
12	48.485	+1.079	17:28:47.462
13	48.110	+0.704	17:29:35.572
14	48.068	+0.662	17:30:23.640

(82) David Görden

1	52.974	+5.898	17:20:01.567
2	49.006	+1.930	17:20:50.573
3	49.558	+2.482	17:21:40.131
4	48.528	+1.452	17:22:28.659
5	47.696	+0.620	17:23:16.355
6	47.201	+0.125	17:24:03.556
7	47.178	+0.102	17:24:50.734
8	52.681	+5.605	17:25:43.415
9	47.223	+0.147	17:26:30.638
10	47.084	+0.008	17:27:17.722
11	47.076		17:28:04.798
12	47.149	+0.073	17:28:51.947
13	47.984	+0.908	17:29:39.931
14	48.879	+1.803	17:30:28.810

(16) Sidharth Nair

1	53.192	+5.349	17:20:01.167
2	49.061	+1.218	17:20:50.228
3	49.734	+1.891	17:21:39.962
4	48.496	+0.653	17:22:28.458
5	49.853	+2.010	17:23:18.311
6	48.086	+0.243	17:24:06.397
7	48.045	+0.202	17:24:54.442
8	48.758	+0.915	17:25:43.200
9	48.244	+0.401	17:26:31.444
10	47.843		17:27:19.287
11	48.447	+0.604	17:28:07.734
12	48.925	+1.082	17:28:56.659
13	49.407	+1.564	17:29:46.066
14	49.286	+1.443	17:30:35.352

(9) Ron-Diego Mahlberg

1	54.599	+6.889	17:20:02.265
2	49.255	+1.545	17:20:51.520
3	49.162	+1.452	17:21:40.682
4	49.024	+1.314	17:22:29.706
5	48.929	+1.219	17:23:18.635
6	48.134	+0.424	17:24:06.769

Runde	Rundenzeit	Diff.	Tageszeit
7	48.394	+0.684	17:24:55.163
8	48.634	+0.924	17:25:43.797
9	48.091	+0.381	17:26:31.888
10	47.710		17:27:19.598
11	48.563	+0.853	17:28:08.161
12	48.573	+0.863	17:28:56.734
13	49.430	+1.720	17:29:46.164
14	49.341	+1.631	17:30:35.505

(91) Jonas Weber

1	53.267	+4.850	17:20:02.620
2	50.071	+1.654	17:20:52.691
3	49.077	+0.660	17:21:41.768
4	49.128	+0.711	17:22:30.896
5	48.869	+0.452	17:23:19.765
6	48.692	+0.275	17:24:08.457
7	48.958	+0.541	17:24:57.415
8	48.930	+0.513	17:25:46.345
9	48.417		17:26:34.762
10	49.055	+0.638	17:27:23.817
11	49.342	+0.925	17:28:13.159
12	49.271	+0.854	17:29:02.430
13	49.153	+0.736	17:29:51.583
14	49.202	+0.785	17:30:40.785

(3) Fabian Böffel

1	51.372	+4.205	17:19:58.865
2	47.864	+0.697	17:20:46.729
3	47.640	+0.473	17:21:34.369
4	47.167		17:22:21.536
5	47.786	+0.619	17:23:09.322
6	48.307	+1.140	17:23:57.629
7	47.296	+0.129	17:24:44.925

WAKC Kerpen

X30 Junioren

Kerpen 1,107 Km

Tageswertung X30 Junioren

Pos.	Nr.	Nachname	Vorname	Bewerber/Sponsor	Fabrikat	R1	R2	Gesamtpunktzahl
1	92	Houf	Tizian	MSC Röttenbach/RS Motorsport	CRG /IAME	18	20	38
2	12	Remmert	Jannik	/ADAC Hessen Thüringen / Fuldaer	Tony/IAME	20	16	36
3	41	Wirtz	Maddox	ADAC Nordrhein/RMW Motorsport	Tony/Iame	16	18	34
4	8	Korov	Benedikt	ADP-Racing/AK	Tony/IAME	15	15	30
5	101	Dreiling	Paul	/Hemkemeyer	FA Kart/IAME	13	12	25
6	7	Harder	Daven	ES Racing Team/de West Motorspo	Sodi/IAME	12	13	25
7	5	Fuchs	Cedric	LS - WILK SPORT/AMC ARZBACH	LS/IAME	10	14	24
8	93	Dreher	Svenja	AC Tuttlingen/Wilk Sport	LS/IAME	11	10	21
9	119	Gogollok	Philipp	CRG Deutschland	CRG /IAME	7	11	18
10	6	Halicki	Klaudiusz	Kartsport-Lehnert/	CRG/IAME	9	6	15
11	3	Böffel	Fabian	Dischner Kartsport/WMR (ist nicht i	TONY-Kart/IAME	14	0	14
12	15	Schwellnus	Michel	PK Motorsport/	Redspeed/IAME	4	9	13
13	14	Römhild	Luca	RMW Motorsport/RSG Altensteiner	Tony/IAME	5	5	10
14	9	Mahlberg	Ron-Diego		CRG/IAME	8	2	10
15	2	Antov	Martin		Energy Corse/IAME	1	8	9
16	16	Nair	Sidharth	Dischner Racing/	Top Kart/IAME	6	3	9
17	10	Ohsenbrink	Max	Kartsport Lehnert/MSK Werl e.V. irr	Haase/IAME	1	7	8
18	82	Görge	David	Dischner Racing/MSF Hochwald / A	Top Kart/IAME	2	4	6
19	11	Philipitsch	Luka	WILK Sport - Autohaus Kuhn/MSK	Kosmic/IAME	3	0	3
20	91	Weber	Jonas	Discher Racing	Top Kart/IAME	1	1	2

Bemerkungen

Ergebnis vorbehaltlich technischen und sportlichen Nachuntersuchung

Reg-Nr.: K04/2019

Orbits

Rennleiter Andreas Ehm

Zeitnahme Monika Riehmers

Aushang:

h

Gedruckt: 11.08.2019 19:19:59

WAKC Kerpen

X30 Senioren

Kerpen 1,107 Km

Freies Training gerade Nummer

11.08.2019 10:00

Training (10:00 Zeit) gestartet um 10:18:57

Pos.	Nr.	Name	Wohnort	Fabrikat	Bewerber/Sponsor	Rnd.	Beste Zeit	Diff.	In Rd.	km/h
1	112	Linus Jansen	GER-Erkelenz	KR/IAME	CV Performance	11	44.942		10	88,674
2	16	Felix Wahl	GER-Mainz	Parolin/IAME	PK Motorsport/	13	44.948	0.006	9	88,662
3	140	Florian Rissler	GER-Duisburg	CRG /IAME	MSC Langenfeld/Kartsport Lehnert	13	45.227	0.285	12	88,116
4	142	Gabriel Streitmatter	GER-Breisach	Parolin/IAME	ADAC Südbaden	12	45.229	0.287	8	88,112
5	44	Joel Sturm	GER-Brühl	Kosmic Mercury/IAI	/Fuldaer AC	13	45.243	0.301	10	88,084
6	12	Tom Rimmert	GER-Petersberg	Tony/IAME	/ADAC Hessen Thüringen / Fuldaer AC	12	45.247	0.305	12	88,077
7	110	Philipp Damhuis	GER-Haren	Kosmic/IAME	Team Hemkemeyer/AMC Diepholz	10	45.310	0.368	10	87,954
8	10	Robin Müller	GER-Wohlfhagen	CRG/IAME	GTR Karttracing/	12	45.314	0.372	8	87,946
9	114	Timo Kirschkat	GER-Böblingen	Tony/Iame	/CV Performance	12	45.418	0.476	9	87,745
10	28	Ben Fricke	GER-Arnsberg	Tony/IAME	RMW Motorsport/Kart-Club-Kerpen	12	45.470	0.528	6	87,645
11	20	Philipp Menzner	GER-Spiesen-Elversberg	Tony/IAME	RMW Motorsport/MSD Eppelborn	11	45.581	0.639	8	87,431
12	14	Sebastian Schmidt	GER-Grasellenbach	CRG/Iame	CRG Deutschland/AC Bensheim	13	45.675	0.733	10	87,251
13	122	Leon Oldewage	GER-Drebbler	CRG/Iame	Team Hemkemeyer/ADAC Weser-Ems / AI	11	46.208	1.266	3	86,245

Bemerkungen

#10, #114 Transponder tauschen

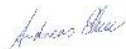
Reg-Nr.: K04/2019

Orbits

Rennleiter Andreas Ehm

Zeitnahme Monika Riehmers






Aushang:

h




Gedruckt: 11.08.2019 10:33:01

WAKC Kerpen

X30 Senioren

Freies Training gerade Nummer

Training (10:00 Zeit) gestartet um 10:18:57

Kerpen 1,107 Km

11.08.2019 10:00

Runde	Rundenzeit	Diff.	Tageszeit
(112) Linus Jansen			
1	47.976	+3.034	10:21:58.570
2	45.637	+0.695	10:22:44.207
3	45.461	+0.519	10:23:29.668
4	45.254	+0.312	10:24:14.922
5	45.174	+0.232	10:25:00.096
6	45.117	+0.175	10:25:45.213
7	45.138	+0.196	10:26:30.351
8	44.967	+0.025	10:27:15.318
9	45.055	+0.113	10:28:00.373
10	44.942		10:28:45.315
11	45.210	+0.268	10:29:30.525

Runde	Rundenzeit	Diff.	Tageszeit
(16) Felix Wahl			
1	48.324	+3.376	10:19:58.176
2	45.403	+0.455	10:20:43.579
3	45.189	+0.241	10:21:28.768
4	45.841	+0.893	10:22:14.609
5	45.290	+0.342	10:22:59.899
6	45.188	+0.240	10:23:45.087
7	45.460	+0.512	10:24:30.547
8	45.085	+0.137	10:25:15.632
9	44.948		10:26:00.580
10	44.959	+0.011	10:26:45.539
11	45.066	+0.118	10:27:30.605
12	45.080	+0.132	10:28:15.685
13	45.087	+0.139	10:29:00.772

Runde	Rundenzeit	Diff.	Tageszeit
(140) Florian Rissler			
1	48.812	+3.585	10:19:56.846
2	45.944	+0.717	10:20:42.790
3	45.568	+0.341	10:21:28.358
4	45.621	+0.394	10:22:13.979
5	45.537	+0.310	10:22:59.516
6	45.401	+0.174	10:23:44.917
7	46.188	+0.961	10:24:31.105
8	1:07.092	+21.865	10:25:38.197
9	46.365	+1.138	10:26:24.562
10	45.375	+0.148	10:27:09.937
11	45.301	+0.074	10:27:55.238
12	45.227		10:28:40.465
13	45.477	+0.250	10:29:25.942

Runde	Rundenzeit	Diff.	Tageszeit
(142) Gabriel Streitmatter			
1	49.198	+3.969	10:20:04.786
2	46.034	+0.805	10:20:50.820
3	45.415	+0.186	10:21:36.235
4	46.253	+1.024	10:22:22.488
5	45.773	+0.544	10:23:08.261
6	45.422	+0.193	10:23:53.683
7	45.300	+0.071	10:24:38.983
8	45.229		10:25:24.212
9	45.256	+0.027	10:26:09.468
10	45.342	+0.113	10:26:54.810
11	1:32.051	+46.822	10:28:26.861
12	48.029	+2.800	10:29:14.890

Runde	Rundenzeit	Diff.	Tageszeit
(44) Joel Sturm			
1	49.762	+4.519	10:20:00.409
2	45.817	+0.574	10:20:46.226
3	45.387	+0.144	10:21:31.613
4	45.713	+0.470	10:22:17.326
5	45.347	+0.104	10:23:02.673
6	45.323	+0.080	10:23:47.996
7	45.500	+0.257	10:24:33.496

Runde	Rundenzeit	Diff.	Tageszeit
8	45.574	+0.331	10:25:19.070
9	45.295	+0.052	10:26:04.365
10	45.243		10:26:49.608
11	45.451	+0.208	10:27:35.059
12	45.391	+0.148	10:28:20.450
13	45.589	+0.346	10:29:06.039

Runde	Rundenzeit	Diff.	Tageszeit
(12) Tom Remmert			
1	50.162	+4.915	10:20:03.819
2	45.656	+0.409	10:20:49.475
3	45.869	+0.622	10:21:35.344
4	50.137	+4.890	10:22:25.481
5	46.025	+0.778	10:23:11.506
6	45.488	+0.241	10:23:56.994
7	45.392	+0.145	10:24:42.386
8	45.403	+0.156	10:25:27.789
9	45.331	+0.084	10:26:13.120
10	45.273	+0.026	10:26:58.393
11	45.327	+0.080	10:27:43.720
12	45.247		10:28:28.967

Runde	Rundenzeit	Diff.	Tageszeit
(110) Philipp Damhuis			
1	49.657	+4.347	10:20:36.029
2	45.770	+0.460	10:21:21.799
3	45.601	+0.291	10:22:07.400
4	45.415	+0.105	10:22:52.815
5	45.526	+0.216	10:23:38.341
6	45.599	+0.289	10:24:23.940
7	45.482	+0.172	10:25:09.422
8	45.352	+0.042	10:25:54.774
9	45.337	+0.027	10:26:40.111
10	45.310		10:27:25.421

Runde	Rundenzeit	Diff.	Tageszeit
(10) Robin Müller			
1	49.393	+4.079	10:20:02.837
2	46.353	+1.039	10:20:49.190
3	46.272	+0.958	10:21:35.462
4	46.517	+1.203	10:22:21.979
5	46.040	+0.726	10:23:08.019
6	45.521	+0.207	10:23:53.540
7	45.671	+0.357	10:24:39.211
8	45.314		10:25:24.525
9	45.481	+0.167	10:26:10.006
10	45.419	+0.105	10:26:55.425
11	45.535	+0.221	10:27:40.960
12	45.599	+0.285	10:28:26.559

Runde	Rundenzeit	Diff.	Tageszeit
(114) Timo Kirschkat			
1	49.957	+4.539	10:20:02.266
2	46.198	+0.780	10:20:48.464
3	45.672	+0.254	10:21:34.136
4	45.426	+0.008	10:22:19.562
5	45.465	+0.047	10:23:05.027
6	45.491	+0.073	10:23:50.518
7	45.605	+0.187	10:24:36.123
8	45.481	+0.063	10:25:21.604
9	45.418		10:26:07.022
10	45.483	+0.065	10:26:52.505
11	45.585	+0.167	10:27:38.090
12	45.491	+0.073	10:28:23.581

Runde	Rundenzeit	Diff.	Tageszeit
(28) Ben Fricke			
1	48.867	+3.397	10:19:56.293
2	46.225	+0.755	10:20:42.518
3	46.045	+0.575	10:21:28.563
4	45.864	+0.394	10:22:14.427

Runde	Rundenzeit	Diff.	Tageszeit
5	46.164	+0.694	10:23:00.591
6	45.470		10:23:46.061
7	45.645	+0.175	10:24:31.706
8	45.612	+0.142	10:25:17.318
9	45.592	+0.122	10:26:02.910
10	45.613	+0.143	10:26:48.523
11	45.625	+0.155	10:27:34.148
12	45.718	+0.248	10:28:19.866

Runde	Rundenzeit	Diff.	Tageszeit
(20) Philipp Menzner			
1	1:02.917	+17.336	10:20:12.606
2	47.872	+2.291	10:21:00.478
3	46.120	+0.539	10:21:46.598
4	45.838	+0.257	10:22:32.436
5	45.912	+0.331	10:23:18.348
6	45.683	+0.102	10:24:04.031
7	45.597	+0.016	10:24:49.628
8	45.581		10:25:35.209
9	45.715	+0.134	10:26:20.924
10	45.832	+0.251	10:27:06.756
11	45.798	+0.217	10:27:52.554

Runde	Rundenzeit	Diff.	Tageszeit
(14) Sebastian Schmidt			
1	51.392	+5.717	10:20:02.753
2	47.318	+1.643	10:20:50.071
3	46.029	+0.354	10:21:36.100
4	46.698	+1.023	10:22:22.798
5	46.637	+0.962	10:23:09.435
6	46.034	+0.359	10:23:55.469
7	46.038	+0.363	10:24:41.507
8	46.057	+0.382	10:25:27.564
9	46.090	+0.415	10:26:13.654
10	45.675		10:26:59.329
11	45.684	+0.009	10:27:45.013
12	45.735	+0.060	10:28:30.748
13	46.092	+0.417	10:29:16.840

Runde	Rundenzeit	Diff.	Tageszeit
(122) Leon Oldewage			
1	51.770	+5.562	10:20:02.078
2	46.910	+0.702	10:20:48.988
3	46.208		10:21:35.196
4	47.145	+0.937	10:22:22.341
5	49.883	+3.675	10:23:12.224
6	46.919	+0.711	10:23:59.143
7	46.678	+0.470	10:24:45.821
8	46.489	+0.281	10:25:32.310
9	1:28.158	+41.950	10:27:00.468
10	47.228	+1.020	10:27:47.696
11	50.843	+4.635	10:28:38.539

WAKC Kerpen

X30 Senioren

Kerpen 1,107 Km

Freies Training ungerade Nummer

11.08.2019 10:15

Training (10:00 Zeit) gestartet um 10:31:01

Pos.	Nr.	Name	Wohnort	Fabrikat	Bewerber/Sponsor	Rnd.	Beste Zeit	Diff.	In Rd.	km/h
1	9	Maximilian Dappert	GER-Kleinrinderfeld	SODI/IAME	Flandria Germany	11	44.881		4	88,795
2	43	Niklas Kalus	GER-Duisburg	Gillard/IAME	M.S.R. Racing Team/MSK Langenfeld	12	44.982	0.101	8	88,595
3	111	Melisa Harwardt	GER-Hagen		Valier Motorsport	8	44.995	0.114	4	88,570
4	23	Claudia Hennig	GER-Waidhofen	KR/IAME	/CV Performance	12	45.131	0.250	4	88,303
5	73	Tim Hartelt	GER-Filz	Expri/IAME	Dischner Racing/MSA WENGEROHR, ADAC	13	45.219	0.338	6	88,131
6	27	Matteo Carrozza	GER-Wolkenstein	Tony/Iame	ADAC Sachsen e.V./RMW Motorsport	11	45.347	0.466	5	87,882
7	15	Felix Arndt	GER-Wickede	Haase/IAME	Kartsport-Lehnert/	11	45.362	0.481	6	87,853
8	137	Michel Boensmann	GER-Wuppertal	Gillard/IAME	MSR/MSK Langenfeld	9	45.402	0.521	7	87,776
9	21	Lukas Karamitsios	GER-Hagen	Sodi/IAME	NK Hellas Motorsport/	11	45.624	0.743	8	87,349
10	101	Henrik Schulze Fenking	GER-Nottuln	Intrepid/IAME	Team Hemkemeyer/ADAC Westfalen	12	45.635	0.754	8	87,328
11	11	Nico Noel Manka	GER-Unna	Sodi/IAME	Beule Kart Racing Team/MSK Bork	12	45.639	0.758	8	87,320
12	141	Vivien Luthermann	GER-Dortmund	Gillard/IAME		12	45.669	0.788	7	87,263
13	105	Erik Müller	GER-Dörentum	Mach1/IAME	Team Hemkemeyer/AMC Retzen / Konzept	10	45.713	0.832	5	87,179
14	5	Evangelos Karamitsios	GER-Hagen	Sodi/IAME	NK Hellas Motorsport/	12	45.922	1.041	5	86,782
15	107	Rohail Ul-Haque	GER-Bielefeld	Sodi/IAME	Team Hemkemeyer	6	46.167	1.286	5	86,321
16	91	Manuel Klein	GER-Wilmsdorf	Tony/IAME	/RMW Motorsport	4	46.189	1.308	4	86,280
17	33	Julian Trenkel	GER-Dietzenbach	Tony/IAME	MSC Mühlheim e.V. im ADAC/MSK Mühlhe	10	46.191	1.310	6	86,277
18	143	Nick Lauer	GER-Glauchau	DR/IAME	Team NKS	11	46.221	1.340	5	86,221
19	19	Paul Gerhardt	GER-Ahlen	Intrepid/IAME		10	46.428	1.547	4	85,836
20	17	Klaudia Halicki	GER-Düsseldorf	CRG/IAME	Kartsport-Lehnert/	10	46.482	1.601	9	85,736
21	113	Ferdinand Winter	GER-Schweinfurt	KR/IAME	/CV Performance	5	46.819	1.938	3	85,119
22	3	Elias Eise	GER-Lich	Tony/IAME	/KV Oppenrod	10	46.885	2.004	7	84,999
23	457	Sandro Ritz	GER-Künzell	Lenzo/IAME	Bamberger-Racing Team/AC Groß-Zimmer	4	52.285	7.404	3	76,221
24	7	Julian Labitzke	GER-Bonefeld	Ton/IAME	RMW Motorsport				0	-

WAKC Kerpen

X30 Senioren

Freies Training ungerade Nummer

Training (10:00 Zeit) gestartet um 10:31:01

Kerpen 1,107 Km

11.08.2019 10:15

Runde	Rundenzeit	Diff.	Tageszeit
(9) Maximilian Dappert			
1	49.128	+4.247	10:32:09.551
2	45.626	+0.745	10:32:55.177
3	45.185	+0.304	10:33:40.362
4	44.881		10:34:25.243
5	45.439	+0.558	10:35:10.682
6	45.276	+0.395	10:35:55.958
7	45.228	+0.347	10:36:41.186
8	45.174	+0.293	10:37:26.360
9	1:34.203	+49.322	10:39:00.563
10	52.379	+7.498	10:39:52.942
11	47.296	+2.415	10:40:40.238

Runde	Rundenzeit	Diff.	Tageszeit
(43) Niklas Kalus			
1	48.044	+3.062	10:32:08.739
2	45.675	+0.693	10:32:54.414
3	45.320	+0.338	10:33:39.734
4	45.059	+0.077	10:34:24.793
5	45.172	+0.190	10:35:09.965
6	45.256	+0.274	10:35:55.221
7	45.198	+0.216	10:36:40.419
8	44.982		10:37:25.401
9	45.261	+0.279	10:38:10.662
10	45.139	+0.157	10:38:55.801
11	45.846	+0.864	10:39:41.647
12	46.906	+1.924	10:40:28.553

Runde	Rundenzeit	Diff.	Tageszeit
(111) Melisa Harwardt			
1	48.875	+3.880	10:32:02.898
2	46.360	+1.365	10:32:49.258
3	45.326	+0.331	10:33:34.584
4	44.995		10:34:19.579
5	45.777	+0.782	10:35:05.356
6	45.240	+0.245	10:35:50.596
7	45.063	+0.068	10:36:35.659
8	45.176	+0.181	10:37:20.835

Runde	Rundenzeit	Diff.	Tageszeit
(23) Claudia Hennig			
1	49.416	+4.285	10:32:02.158
2	46.077	+0.946	10:32:48.235
3	45.383	+0.252	10:33:33.618
4	45.131		10:34:18.749
5	45.234	+0.103	10:35:03.983
6	45.294	+0.163	10:35:49.277
7	45.197	+0.066	10:36:34.474
8	45.979	+0.848	10:37:20.453
9	48.910	+3.779	10:38:09.363
10	45.450	+0.319	10:38:54.813
11	1:38.692	+53.561	10:40:33.505
12	48.753	+3.622	10:41:22.258

Runde	Rundenzeit	Diff.	Tageszeit
(73) Tim Hartelt			
1	49.028	+3.809	10:32:01.986
2	46.104	+0.885	10:32:48.090
3	46.055	+0.836	10:33:34.145
4	45.231	+0.012	10:34:19.376
5	45.479	+0.260	10:35:04.855
6	45.219		10:35:50.074
7	45.274	+0.055	10:36:35.348
8	45.326	+0.107	10:37:20.674
9	45.519	+0.300	10:38:06.193
10	45.546	+0.327	10:38:51.739
11	53.997	+8.778	10:39:45.736
12	48.640	+3.421	10:40:34.376
13	47.467	+2.248	10:41:21.843

Runde	Rundenzeit	Diff.	Tageszeit
(27) Matteo Carrozza			
1	48.314	+2.967	10:32:03.558
2	46.166	+0.819	10:32:49.724
3	45.467	+0.120	10:33:35.191
4	45.613	+0.266	10:34:20.804
5	45.347		10:35:06.151
6	1:50.947	+1:05.600	10:36:57.098
7	46.788	+1.441	10:37:43.886
8	45.831	+0.484	10:38:29.717
9	45.945	+0.598	10:39:15.662
10	45.782	+0.435	10:40:01.444
11	46.248	+0.901	10:40:47.692

Runde	Rundenzeit	Diff.	Tageszeit
(15) Felix Arndt			
1	51.423	+6.061	10:32:40.745
2	46.421	+1.059	10:33:27.166
3	45.559	+0.197	10:34:12.725
4	45.456	+0.094	10:34:58.181
5	45.391	+0.029	10:35:43.572
6	45.362		10:36:28.934
7	45.557	+0.195	10:37:14.491
8	45.849	+0.487	10:38:00.340
9	45.396	+0.034	10:38:45.736
10	52.295	+6.933	10:39:38.031
11	47.811	+2.449	10:40:25.842

Runde	Rundenzeit	Diff.	Tageszeit
(137) Michel Boensmann			
1	49.592	+4.190	10:32:09.748
2	45.812	+0.410	10:32:55.560
3	45.523	+0.121	10:33:41.083
4	45.427	+0.025	10:34:26.510
5	45.419	+0.017	10:35:11.929
6	45.451	+0.049	10:35:57.380
7	45.402		10:36:42.782
8	45.423	+0.021	10:37:28.205
9	45.916	+0.514	10:38:14.121

Runde	Rundenzeit	Diff.	Tageszeit
(21) Lukas Karamitsios			
1	1:00.079	+14.455	10:32:41.550
2	46.384	+0.760	10:33:27.934
3	45.701	+0.077	10:34:13.635
4	45.812	+0.188	10:34:59.447
5	45.820	+0.196	10:35:45.267
6	45.903	+0.279	10:36:31.170
7	45.835	+0.211	10:37:17.005
8	45.624		10:38:02.629
9	46.319	+0.695	10:38:48.948
10	1:41.843	+56.219	10:40:30.791
11	47.920	+2.296	10:41:18.711

Runde	Rundenzeit	Diff.	Tageszeit
(101) Henrik Schulze Fenking			
1	49.581	+3.946	10:32:06.022
2	46.657	+1.022	10:32:52.679
3	45.923	+0.288	10:33:38.602
4	45.896	+0.261	10:34:24.498
5	46.033	+0.398	10:35:10.531
6	45.949	+0.314	10:35:56.480
7	45.837	+0.202	10:36:42.317
8	45.635		10:37:27.952
9	46.314	+0.679	10:38:14.266
10	45.928	+0.293	10:39:00.194
11	46.288	+0.653	10:39:46.482
12	46.533	+0.898	10:40:33.015

(11) Nico Noel Manka			
-----------------------------	--	--	--

Runde	Rundenzeit	Diff.	Tageszeit
1	53.435	+7.796	10:32:20.611
2	48.387	+2.748	10:33:08.998
3	46.397	+0.758	10:33:55.395
4	46.033	+0.394	10:34:41.428
5	45.981	+0.342	10:35:27.409
6	45.781	+0.142	10:36:13.190
7	45.826	+0.187	10:36:59.016
8	45.639		10:37:44.655
9	45.658	+0.019	10:38:30.313
10	45.832	+0.193	10:39:16.145
11	46.687	+1.048	10:40:02.832
12	46.684	+1.045	10:40:49.516

Runde	Rundenzeit	Diff.	Tageszeit
(141) Vivien Luthermann			
1	51.283	+5.614	10:32:15.127
2	46.515	+0.846	10:33:01.642
3	46.215	+0.546	10:33:47.857
4	46.228	+0.559	10:34:34.085
5	45.903	+0.234	10:35:19.988
6	45.815	+0.146	10:36:05.803
7	45.669		10:36:51.472
8	46.010	+0.341	10:37:37.482
9	46.293	+0.624	10:38:23.775
10	46.048	+0.379	10:39:09.823
11	46.303	+0.634	10:39:56.126
12	46.679	+1.010	10:40:42.805

Runde	Rundenzeit	Diff.	Tageszeit
(105) Erik Müller			
1	52.149	+6.436	10:33:30.166
2	46.443	+0.730	10:34:16.609
3	45.721	+0.008	10:35:02.330
4	45.854	+0.141	10:35:48.184
5	45.713		10:36:33.897
6	1:44.221	+58.508	10:38:18.118
7	47.841	+2.128	10:39:05.959
8	46.540	+0.827	10:39:52.499
9	46.840	+1.127	10:40:39.339
10	46.216	+0.503	10:41:25.555

Runde	Rundenzeit	Diff.	Tageszeit
(5) Evangelos Karamitsios			
1	50.691	+4.769	10:32:26.696
2	46.578	+0.656	10:33:13.274
3	46.072	+0.150	10:33:59.346
4	46.140	+0.218	10:34:45.486
5	45.922		10:35:31.408
6	47.020	+1.098	10:36:18.428
7	46.308	+0.386	10:37:04.736
8	46.011	+0.089	10:37:50.747
9	46.112	+0.190	10:38:36.859
10	53.678	+7.756	10:39:30.537
11	1:27.918	+41.996	10:40:58.455
12	47.499	+1.577	10:41:45.954

Runde	Rundenzeit	Diff.	Tageszeit
(107) Rohail Ul-Haque			
1	51.583	+5.416	10:32:16.747
2	47.232	+1.065	10:33:03.979
3	46.589	+0.422	10:33:50.568
4	46.309	+0.142	10:34:36.877
5	46.167		10:35:23.044
6	46.206	+0.039	10:36:09.250

Runde	Rundenzeit	Diff.	Tageszeit
(91) Manuel Klein			
1	50.365	+4.176	10:32:27.953
2	46.915	+0.726	10:33:14.868
3	46.224	+0.035	10:34:01.092
4	46.189		10:34:47.281

WAKC Kerpen

X30 Senioren

Kerpen 1,107 Km

Freies Training ungerade Nummer

11.08.2019 10:15

Training (10:00 Zeit) gestartet um 10:31:01

Runde	Rundenzeit	Diff.	Tageszeit
(33) Julian Trenkel			
1	50.714	+4.523	10:32:02.800
2	48.222	+2.031	10:32:51.022
3	46.716	+0.525	10:33:37.738
4	47.175	+0.984	10:34:24.913
5	47.490	+1.299	10:35:12.403
6	46.191		10:35:58.594
7	46.367	+0.176	10:36:44.961
8	46.403	+0.212	10:37:31.364
9	46.688	+0.497	10:38:18.052
10	46.664	+0.473	10:39:04.716

Runde	Rundenzeit	Diff.	Tageszeit
(143) Nick Lauer			
1	53.336	+7.115	10:32:20.863
2	48.429	+2.208	10:33:09.292
3	46.520	+0.299	10:33:55.812
4	46.328	+0.107	10:34:42.140
5	46.221		10:35:28.361
6	46.237	+0.016	10:36:14.598
7	47.005	+0.784	10:37:01.603
8	46.590	+0.369	10:37:48.193
9	46.475	+0.254	10:38:34.668
10	46.493	+0.272	10:39:21.161
11	48.810	+2.589	10:40:09.971

Runde	Rundenzeit	Diff.	Tageszeit
(19) Paul Gerhardt			
1	59.403	+12.975	10:33:31.481
2	46.817	+0.389	10:34:18.298
3	46.856	+0.428	10:35:05.154
4	46.428		10:35:51.582
5	46.596	+0.168	10:36:38.178
6	46.716	+0.288	10:37:24.894
7	1:52.922	+1:06.494	10:39:17.816
8	47.437	+1.009	10:40:05.253
9	47.218	+0.790	10:40:52.471
10	46.656	+0.228	10:41:39.127

Runde	Rundenzeit	Diff.	Tageszeit
(17) Klaudia Halicki			
1	49.986	+3.504	10:32:22.336
2	47.224	+0.742	10:33:09.560
3	46.508	+0.026	10:33:56.068
4	46.889	+0.407	10:34:42.957
5	47.080	+0.598	10:35:30.037
6	46.561	+0.079	10:36:16.598
7	46.609	+0.127	10:37:03.207
8	46.626	+0.144	10:37:49.833
9	46.482		10:38:36.315
10	57.260	+10.778	10:39:33.575

Runde	Rundenzeit	Diff.	Tageszeit
(113) Ferdinand Winter			
1	50.085	+3.266	10:32:50.693
2	2:45.346	+1:58.527	10:35:36.039
3	46.819		10:36:22.858
4	3:12.207	+2:25.388	10:39:35.065
5	50.058	+3.239	10:40:25.123

Runde	Rundenzeit	Diff.	Tageszeit
(3) Elias Eise			
1	55.998	+9.113	10:32:19.287
2	1:44.840	+57.955	10:34:04.127
3	49.321	+2.436	10:34:53.448
4	47.019	+0.134	10:35:40.467
5	46.899	+0.014	10:36:27.366
6	47.455	+0.570	10:37:14.821
7	46.885		10:38:01.706
8	1:32.634	+45.749	10:39:34.340

Runde	Rundenzeit	Diff.	Tageszeit
9	51.373	+4.488	10:40:25.713
10	51.892	+5.007	10:41:17.605

Runde	Rundenzeit	Diff.	Tageszeit
(457) Sandro Ritz			
1	7:27.542	+6:35.257	10:38:40.803
2	57.099	+4.814	10:39:37.902
3	52.285		10:40:30.187
4	52.830	+0.545	10:41:23.017

Runde	Rundenzeit	Diff.	Tageszeit
-------	------------	-------	-----------

WAKC Kerpen

X30 Senioren

Kerpen 1,107 Km

Zeittraining gerade Nummer

11.08.2019 11:45

Qualifikation (10:00 Zeit) gestartet um 12:22:12

Pos.	Nr.	Name	Wohnort	Fabrikat	Bewerber/Sponsor	Rnd.	Beste Zeit	Diff.	In Rd.	km/h
1	142	Gabriel Streitmatter	GER-Breisach	Parolin/IAME	ADAC Südbaden	7	44.767		3	89,021
2	112	Linus Jansen	GER-Erkelenz	KR/IAME	CV Performance	8	44.862	0.095	5	88,832
3	16	Felix Wahl	GER-Mainz	Parolin/IAME	PK Motorsport/	11	45.038	0.271	5	88,485
4	12	Tom Remmert	GER-Petersberg	Tony/IAME	/ADAC Hessen Thüringen / Fuldaer AC	6	45.062	0.295	5	88,438
5	114	Timo Kirschkat	GER-Böblingen	Tony/Iame	/CV Performance	8	45.201	0.434	6	88,166
6	10	Robin Müller	GER-Wohlfhagen	CRG/IAME	GTR Kartracing/	13	45.355	0.588	6	87,867
7	140	Florian Rissler	GER-Duisburg	CRG /IAME	MSC Langenfeld/KartSport Lehnert	7	45.370	0.603	6	87,838
8	44	Joel Sturm	GER-Brühl	Kosmic Mercury/IAI	/Fuldaer AC	7	45.408	0.641	7	87,764
9	28	Ben Fricke	GER-Arnsberg	Tony/IAME	RMW Motorsport/Kart-Club-Kerpen	5	45.467	0.700	5	87,650
10	122	Leon Oldewage	GER-Drebber	CRG/Iame	Team Hemkemeyer/ADAC Weser-Ems / Al	13	45.722	0.955	9	87,162
11	20	Philipp Menzner	GER-Spiesen-Elversberg	Tony/IAME	RMW Motorsport/MS C Eppelborn	9	45.747	0.980	9	87,114
12	14	Sebastian Schmidt	GER-Grasellenbach	CRG/Iame	CRG Deutschland/AC Bensheim	11	45.984	1.217	8	86,665
13	110	Philipp Damhuis	GER-Haren	Kosmic/IAME	Team Hemkemeyer/AMC Diepholz	7	46.035	1.268	6	86,569

Bemerkungen

Ergebnis vorbehaltlich technischen und sportlichen Nachuntersuchung
 #10 Transponder mit schwacher Batterie
 #114 Transponder schwache Batterie

WAKC Kerpen

X30 Senioren

Kerpen 1,107 Km

Zeittraining gerade Nummer

11.08.2019 11:45

Qualifikation (10:00 Zeit) gestartet um 12:22:12

Runde	Rundenzeit	Diff.	Tageszeit
(142) Gabriel Streitmatter			
1	48.165	+3.398	12:27:38.113
2	45.055	+0.288	12:28:23.168
3	44.767		12:29:07.935
4	45.021	+0.254	12:29:52.956
5	45.226	+0.459	12:30:38.182
6	45.054	+0.287	12:31:23.236
7	45.037	+0.270	12:32:08.273

Runde	Rundenzeit	Diff.	Tageszeit
(112) Linus Jansen			
1	49.869	+5.007	12:27:35.927
2	45.326	+0.464	12:28:21.253
3	45.042	+0.180	12:29:06.295
4	44.944	+0.082	12:29:51.239
5	44.862		12:30:36.101
6	45.075	+0.213	12:31:21.176
7	45.070	+0.208	12:32:06.246
8	45.087	+0.225	12:32:51.333

Runde	Rundenzeit	Diff.	Tageszeit
(16) Felix Wahl			
1	49.714	+4.676	12:24:15.736
2	45.948	+0.910	12:25:01.684
3	45.408	+0.370	12:25:47.092
4	45.182	+0.144	12:26:32.274
5	45.038		12:27:17.312
6	45.140	+0.102	12:28:02.452
7	45.091	+0.053	12:28:47.543
8	45.071	+0.033	12:29:32.614
9	45.083	+0.045	12:30:17.697
10	45.794	+0.756	12:31:03.491
11	49.163	+4.125	12:31:52.654

Runde	Rundenzeit	Diff.	Tageszeit
(12) Tom Remmert			
1	49.761	+4.699	12:27:36.976
2	45.593	+0.531	12:28:22.569
3	45.152	+0.090	12:29:07.721
4	45.652	+0.590	12:29:53.373
5	45.062		12:30:38.435
6	45.247	+0.185	12:31:23.682

Runde	Rundenzeit	Diff.	Tageszeit
(114) Timo Kirschkat			
1	48.419	+3.218	12:27:02.514
2	45.692	+0.491	12:27:48.206
3	45.487	+0.286	12:28:33.693
4	45.321	+0.120	12:29:19.014
5	45.324	+0.123	12:30:04.338
6	45.201		12:30:49.539
7	45.380	+0.179	12:31:34.919
8	45.420	+0.219	12:32:20.339

Runde	Rundenzeit	Diff.	Tageszeit
(10) Robin Müller			
1	49.798	+4.443	12:23:15.687
2	46.483	+1.128	12:24:02.170
3	45.772	+0.417	12:24:47.942
4	45.444	+0.089	12:25:33.386
5	45.556	+0.201	12:26:18.942
6	45.355		12:27:04.297
7	45.406	+0.051	12:27:49.703
8	45.408	+0.053	12:28:35.111
9	45.594	+0.239	12:29:20.705
10	45.706	+0.351	12:30:06.411
11	45.373	+0.018	12:30:51.784
12	45.370	+0.015	12:31:37.154
13	45.613	+0.258	12:32:22.767

Runde	Rundenzeit	Diff.	Tageszeit
(140) Florian Rissler			
1	48.962	+3.592	12:27:46.106
2	46.348	+0.978	12:28:32.454
3	45.753	+0.383	12:29:18.207
4	45.519	+0.149	12:30:03.726
5	45.466	+0.096	12:30:49.192
6	45.370		12:31:34.562
7	45.527	+0.157	12:32:20.089

Runde	Rundenzeit	Diff.	Tageszeit
(44) Joel Sturm			
1	58.530	+13.122	12:27:29.741
2	54.973	+9.565	12:28:24.714
3	48.833	+3.425	12:29:13.547
4	1:00.876	+15.468	12:30:14.423
5	50.261	+4.853	12:31:04.684
6	46.156	+0.748	12:31:50.840
7	45.408		12:32:36.248

Runde	Rundenzeit	Diff.	Tageszeit
(28) Ben Fricke			
1	48.616	+3.149	12:27:43.406
2	45.950	+0.483	12:28:29.356
3	45.481	+0.014	12:29:14.837
4	45.526	+0.059	12:30:00.363
5	45.467		12:30:45.830

Runde	Rundenzeit	Diff.	Tageszeit
(122) Leon Oldewage			
1	50.877	+5.155	12:23:12.574
2	47.229	+1.507	12:23:59.803
3	46.829	+1.107	12:24:46.632
4	46.458	+0.736	12:25:33.090
5	46.605	+0.883	12:26:19.695
6	45.776	+0.054	12:27:05.471
7	46.167	+0.445	12:27:51.638
8	46.081	+0.359	12:28:37.719
9	45.722		12:29:23.441
10	46.121	+0.399	12:30:09.562
11	45.859	+0.137	12:30:55.421
12	45.784	+0.062	12:31:41.205
13	46.079	+0.357	12:32:27.284

Runde	Rundenzeit	Diff.	Tageszeit
(20) Philipp Menzner			
1	53.796	+8.049	12:24:22.519
2	47.348	+1.601	12:25:09.867
3	46.285	+0.538	12:25:56.152
4	45.870	+0.123	12:26:42.022
5	45.802	+0.055	12:27:27.824
6	45.789	+0.042	12:28:13.613
7	45.784	+0.037	12:28:59.397
8	45.885	+0.138	12:29:45.282
9	45.747		12:30:31.029

Runde	Rundenzeit	Diff.	Tageszeit
(14) Sebastian Schmidt			
1	50.522	+4.538	12:23:12.396
2	47.184	+1.200	12:23:59.580
3	52.093	+6.109	12:24:51.673
4	46.178	+0.194	12:25:37.851
5	46.083	+0.099	12:26:23.934
6	46.238	+0.254	12:27:10.172
7	46.118	+0.134	12:27:56.290
8	45.984		12:28:42.274
9	46.287	+0.303	12:29:28.561
10	47.073	+1.089	12:30:15.634
11	51.341	+5.357	12:31:06.975

Runde	Rundenzeit	Diff.	Tageszeit
(110) Philipp Damhuis			
1	48.008	+1.973	12:27:40.425

WAKC Kerpen

X30 Senioren

Kerpen 1,107 Km

Zeittraining ungerade Nummer

11.08.2019 12:00

Qualifikation (10:00 Zeit) gestartet um 12:34:13

Pos.	Nr.	Name	Wohnort	Fabrikat	Bewerber/Sponsor	Rnd.	Beste Zeit	Diff.	In Rd.	km/h
1	23	Claudia Hennig	GER-Waidhofen	KR/IAME	/CV Performance	6	44.814		5	88,928
2	43	Niklas Kalus	GER-Duisburg	Gillard/IAME	M.S.R. Racing Team/MSK Langenfeld	9	44.855	0.041	6	88,846
3	73	Tim Hartelt	GER-Filz	Exprit/IAME	Dischner Racing/MSA WENGEROHR, ADAK	6	44.969	0.155	3	88,621
4	113	Ferdinand Winter	GER-Schweinfurt	KR/IAME	/CV Performance	7	44.980	0.166	6	88,599
5	9	Maximilian Dappert	GER-Kleinrinderfeld	SODI/IAME	Flandria Germany	8	45.141	0.327	5	88,283
6	15	Felix Arndt	GER-Wickede	Haase/IAME	Kartsport-Lehnert/	7	45.191	0.377	4	88,186
7	91	Manuel Klein	GER-Wilmsdorf	Tony/IAME	/RMW Motorsport	10	45.198	0.384	4	88,172
8	111	Melisa Harwardt	GER-Hagen		Valier Motorsport	11	45.208	0.394	6	88,153
9	137	Michel Boensmann	GER-Wuppertal	Gillard/IAME	MSR/MSK Langenfeld	8	45.256	0.442	6	88,059
10	27	Matteo Carrozza	GER-Wolkenstein	Tony/Iame	ADAC Sachsen e.V./RMW Motorsport	7	45.292	0.478	4	87,989
11	21	Lukas Karamitsios	GER-Hagen	Sodi/IAME	NK Hellas Motorsport/	8	45.301	0.487	4	87,972
12	11	Nico Noel Manka	GER-Unna	Sodi/IAME	Beule Kart Racing Team/MSK Bork	8	45.317	0.503	7	87,941
13	5	Evangelos Karamitsios	GER-Hagen	Sodi/IAME	NK Hellas Motorsport/	8	45.357	0.543	4	87,863
14	105	Erik Müller	GER-Dörentum	Mach1/IAME	Team Hemkemeyer/AMC Retzen / Konzept	8	45.497	0.683	3	87,593
15	19	Paul Gerhardt	GER-Ahlen	Intrepid/IAME		8	45.510	0.696	4	87,568
16	33	Julian Trenkel	GER-Dietzenbach	Tony/IAME	MSC Mühlheim e.V. im ADAC/MSK Mühlhe	8	45.516	0.702	3	87,556
17	101	Henrik Schulze Fenking	GER-Nottuln	Intrepid/IAME	Team Hemkemeyer/ADAC Westfalen	11	45.542	0.728	10	87,506
18	141	Vivien Luthermann	GER-Dortmund	Gillard/IAME		11	45.608	0.794	8	87,379
19	457	Sandro Ritz	GER-Künzell	Lenzo/IAME	Bamberger-Racing Team/AC Groß-Zimmer	11	45.779	0.965	8	87,053
20	107	Rohail Ul-Haque	GER-Bielefeld	Sodi/IAME	Team Hemkemeyer	9	45.839	1.025	4	86,939
21	7	Julian Labitzke	GER-Bonefeld	Ton/IAME	RMW Motorsport	8	45.926	1.112	5	86,774
22	143	Nick Lauer	GER-Glauchau	DR/IAME	Team NKS	10	45.959	1.145	8	86,712
23	17	Klaudia Halicki	GER-Düsseldorf	CRG/IAME	Kartsport-Lehnert/	7	46.473	1.659	6	85,753
24	3	Elias Eise	GER-Lich	Tony/IAME	/KV Oppenrod	8	47.469	2.655	5	83,954

Bemerkungen

Ergebnis vorbehaltlich technischen und sportlichen Nachuntersuchung

WAKC Kerpen

X30 Senioren

Kerpen 1,107 Km

Zeittraining ungerade Nummer

11.08.2019 12:00

Qualifikation (10:00 Zeit) gestartet um 12:34:13

Runde	Rundenzeit	Diff.	Tageszeit
(23) Claudia Hennig			
1	51.710	+6.896	12:39:22.629
2	45.578	+0.764	12:40:08.207
3	46.833	+2.019	12:40:55.040
4	53.651	+8.837	12:41:48.691
5	44.814		12:42:33.505
6	44.818	+0.004	12:43:18.323
(43) Niklas Kalus			
1	48.666	+3.811	12:38:04.813
2	45.832	+0.977	12:38:50.645
3	45.067	+0.212	12:39:35.712
4	44.961	+0.106	12:40:20.673
5	44.953	+0.098	12:41:05.626
6	44.855		12:41:50.481
7	44.971	+0.116	12:42:35.452
8	44.986	+0.131	12:43:20.438
9	45.682	+0.827	12:44:06.120
(73) Tim Hartelt			
1	58.485	+13.516	12:39:28.255
2	46.562	+1.593	12:40:14.817
3	44.969		12:40:59.786
4	45.187	+0.218	12:41:44.973
5	45.059	+0.090	12:42:30.032
6	45.024	+0.055	12:43:15.056
(113) Ferdinand Winter			
1	49.164	+4.184	12:39:30.473
2	45.793	+0.813	12:40:16.266
3	45.067	+0.087	12:41:01.333
4	46.282	+1.302	12:41:47.615
5	45.355	+0.375	12:42:32.970
6	44.980		12:43:17.950
7	46.533	+1.553	12:44:04.483
(9) Maximilian Dappert			
1	57.338	+12.197	12:39:21.321
2	45.446	+0.305	12:40:06.767
3	45.441	+0.300	12:40:52.208
4	45.240	+0.099	12:41:37.448
5	45.141		12:42:22.589
6	45.678	+0.537	12:43:08.267
7	45.450	+0.309	12:43:53.717
8	45.437	+0.296	12:44:39.154
(15) Felix Arndt			
1	49.090	+3.899	12:39:40.383
2	45.614	+0.423	12:40:25.997
3	45.335	+0.144	12:41:11.332
4	45.191		12:41:56.523
5	45.252	+0.061	12:42:41.775
6	45.269	+0.078	12:43:27.044
7	47.362	+2.171	12:44:14.406
(91) Manuel Klein			
1	52.180	+6.982	12:37:03.605
2	51.147	+5.949	12:37:54.752
3	45.392	+0.194	12:38:40.144
4	45.198		12:39:25.342
5	56.616	+11.418	12:40:21.958
6	45.741	+0.543	12:41:07.699
7	45.213	+0.015	12:41:52.912
8	45.333	+0.135	12:42:38.245
9	45.604	+0.406	12:43:23.849

Runde	Rundenzeit	Diff.	Tageszeit
10	53.160	+7.962	12:44:17.009
(111) Melisa Harwardt			
1	49.968	+4.760	12:37:06.824
2	46.615	+1.407	12:37:53.439
3	45.817	+0.609	12:38:39.256
4	45.966	+0.758	12:39:25.222
5	45.704	+0.496	12:40:10.926
6	45.208		12:40:56.134
7	46.014	+0.806	12:41:42.148
8	45.651	+0.443	12:42:27.799
9	45.395	+0.187	12:43:13.194
10	45.574	+0.366	12:43:58.768
11	45.685	+0.477	12:44:44.453
(137) Michel Boensmann			
1	47.911	+2.655	12:39:33.195
2	45.781	+0.525	12:40:18.976
3	45.309	+0.053	12:41:04.285
4	45.330	+0.074	12:41:49.615
5	45.337	+0.081	12:42:34.952
6	45.256		12:43:20.208
7	46.114	+0.858	12:44:06.322
8	46.050	+0.794	12:44:52.372
(27) Matteo Carozza			
1	51.965	+6.673	12:39:16.349
2	46.702	+1.410	12:40:03.051
3	45.661	+0.369	12:40:48.712
4	45.292		12:41:34.004
5	45.444	+0.152	12:42:19.448
6	45.383	+0.091	12:43:04.831
7	46.610	+1.318	12:43:51.441
(21) Lukas Karamitsios			
1	49.112	+3.811	12:39:05.037
2	45.937	+0.636	12:39:50.974
3	45.518	+0.217	12:40:36.492
4	45.301		12:41:21.793
5	45.551	+0.250	12:42:07.344
6	45.470	+0.169	12:42:52.814
7	45.518	+0.217	12:43:38.332
8	45.588	+0.287	12:44:23.920
(11) Nico Noel Manka			
1	48.603	+3.286	12:39:00.057
2	45.745	+0.428	12:39:45.802
3	45.452	+0.135	12:40:31.254
4	45.435	+0.118	12:41:16.689
5	45.421	+0.104	12:42:02.110
6	45.415	+0.098	12:42:47.525
7	45.317		12:43:32.842
8	45.825	+0.508	12:44:18.667
(5) Evangelos Karamitsios			
1	48.275	+2.918	12:39:00.552
2	45.717	+0.360	12:39:46.269
3	45.531	+0.174	12:40:31.800
4	45.357		12:41:17.157
5	45.518	+0.161	12:42:02.675
6	45.463	+0.106	12:42:48.138
7	45.800	+0.443	12:43:33.938
8	46.072	+0.715	12:44:20.010
(105) Erik Müller			
1	51.323	+5.826	12:39:22.767

Runde	Rundenzeit	Diff.	Tageszeit
2	46.166	+0.669	12:40:08.933
3	45.497		12:40:54.430
4	48.431	+2.934	12:41:42.861
5	45.757	+0.260	12:42:28.618
6	45.547	+0.050	12:43:14.165
7	45.508	+0.011	12:43:59.673
8	45.659	+0.162	12:44:45.332
(19) Paul Gerhardt			
1	51.222	+5.712	12:39:23.841
2	46.398	+0.888	12:40:10.239
3	45.633	+0.123	12:40:55.872
4	45.510		12:41:41.382
5	45.655	+0.145	12:42:27.037
6	45.598	+0.088	12:43:12.635
7	46.530	+1.020	12:43:59.165
8	45.704	+0.194	12:44:44.869
(33) Julian Trenkel			
1	48.564	+3.048	12:36:03.064
2	45.681	+0.165	12:36:48.745
3	45.616		12:37:34.261
4	52.643	+7.127	12:38:26.904
5	47.299	+1.783	12:39:14.203
6	45.825	+0.309	12:40:00.028
7	45.656	+0.140	12:40:45.684
8	45.770	+0.254	12:41:31.454
(101) Henrik Schulze Fenking			
1	49.887	+4.345	12:37:02.131
2	46.215	+0.673	12:37:48.346
3	45.687	+0.145	12:38:34.033
4	46.271	+0.729	12:39:20.304
5	45.935	+0.393	12:40:06.239
6	45.785	+0.243	12:40:52.024
7	45.760	+0.218	12:41:37.784
8	45.560	+0.018	12:42:23.344
9	45.580	+0.038	12:43:08.924
10	45.542		12:43:54.466
11	45.855	+0.313	12:44:40.321
(141) Vivien Luthermann			
1	50.265	+4.657	12:35:15.082
2	46.862	+1.254	12:36:01.944
3	45.961	+0.353	12:36:47.905
4	46.003	+0.395	12:37:33.908
5	46.404	+0.796	12:38:20.312
6	46.574	+0.966	12:39:06.886
7	45.784	+0.176	12:39:52.670
8	45.608		12:40:38.278
9	45.653	+0.045	12:41:23.931
10	45.628	+0.020	12:42:09.559
11	45.888	+0.280	12:42:55.447
(457) Sandro Ritz			
1	49.421	+3.642	12:36:57.247
2	46.074	+0.295	12:37:43.321
3	45.855	+0.076	12:38:29.176
4	46.140	+0.361	12:39:15.316
5	46.069	+0.290	12:40:01.385
6	49.107	+3.328	12:40:50.492
7	46.033	+0.254	12:41:36.525
8	45.779		12:42:22.304
9	46.536	+0.757	12:43:08.840
10	45.950	+0.171	12:43:54.790
11	45.885	+0.106	12:44:40.675

Reg-Nr.: K04/2019

Orbits

Rennleiter Andreas Ehm

Zeitnahme Monika Riehmers

Aushang:

h

WAKC Kerpen

X30 Senioren

Kerpen 1,107 Km

Zeittraining ungerade Nummer

11.08.2019 12:00

Qualifikation (10:00 Zeit) gestartet um 12:34:13

Runde	Rundenzeit	Diff.	Tageszeit	Runde	Rundenzeit	Diff.	Tageszeit	Runde	Rundenzeit	Diff.	Tageszeit
(107) Rohail Ul-Haque											
1	49.437	+3.598	12:35:17.233								
2	46.264	+0.425	12:36:03.497								
3	46.076	+0.237	12:36:49.573								
4	45.839		12:37:35.412								
5	45.872	+0.033	12:38:21.284								
6	48.289	+2.450	12:39:09.573								
7	46.535	+0.696	12:39:56.108								
8	55.932	+10.093	12:40:52.040								
9	47.577	+1.738	12:41:39.617								
(7) Julian Labitzke											
1	51.293	+5.367	12:39:23.313								
2	48.004	+2.078	12:40:11.317								
3	46.889	+0.963	12:40:58.206								
4	46.662	+0.736	12:41:44.868								
5	45.926		12:42:30.794								
6	46.460	+0.534	12:43:17.254								
7	58.035	+12.109	12:44:15.289								
8	47.465	+1.539	12:45:02.754								
(143) Nick Lauer											
1	54.147	+8.188	12:37:22.087								
2	48.349	+2.390	12:38:10.436								
3	46.257	+0.298	12:38:56.693								
4	46.236	+0.277	12:39:42.929								
5	46.157	+0.198	12:40:29.086								
6	46.310	+0.351	12:41:15.396								
7	48.327	+2.368	12:42:03.723								
8	45.959		12:42:49.682								
9	46.095	+0.136	12:43:35.777								
10	49.345	+3.386	12:44:25.122								
(17) Klaudia Halicki											
1	52.658	+6.185	12:39:07.964								
2	47.799	+1.326	12:39:55.763								
3	46.744	+0.271	12:40:42.507								
4	46.987	+0.514	12:41:29.494								
5	46.731	+0.258	12:42:16.225								
6	46.473		12:43:02.698								
7	46.923	+0.450	12:43:49.621								
(3) Elias Eise											
1	59.151	+11.682	12:38:24.284								
2	50.821	+3.352	12:39:15.105								
3	51.064	+3.595	12:40:06.169								
4	47.646	+0.177	12:40:53.815								
5	47.469		12:41:41.284								
6	47.951	+0.482	12:42:29.235								
7	47.838	+0.369	12:43:17.073								
8	56.043	+8.574	12:44:13.116								

WAKC Kerpen

X30 Senioren

Kerpen 1,107 Km

Gesamtzeittraining

Pos.	Nr.	Name	Fabrikat	Bewerber/Sponsor	NA	Gesamtbestzeit	Diff.	R1. Beste Zeit	R2. Beste Zeit
1	142	Gabriel Streitmatter	Parolin/IAME	ADAC Südbaden		44.767		44.767	
2	23	Claudia Hennig	KR/IAME	/CV Performance		44.814	0.047		44.814
3	43	Niklas Kalus	Gillard/IAME	M.S.R. Racing Team/MSC Langenfeld		44.855	0.088		44.855
4	112	Linus Jansen	KR/IAME	CV Performance		44.862	0.095	44.862	
5	73	Tim Hartelt	Exprit/IAME	Dischner Racing/MSA WENGEROHR, ADAC MRH		44.969	0.202		44.969
6	113	Ferdinand Winter	KR/IAME	/CV Performance		44.980	0.213		44.980
7	16	Felix Wahl	Parolin/IAME	PK Motorsport/		45.038	0.271	45.038	
8	12	Tom Remmert	Tony/IAME	/ADAC Hessen Thüringen / Fuldaer AC		45.062	0.295	45.062	
9	9	Maximilian Dappert	SODI/IAME	Flandria Germany		45.141	0.374		45.141
10	15	Felix Arndt	Haase/IAME	Kartsport-Lehnert/		45.191	0.424		45.191
11	91	Manuel Klein	Tony/IAME	/RMW Motorsport		45.198	0.431		45.198
12	114	Timo Kirschkat	Tony/Iame	/CV Performance		45.201	0.434	45.201	
13	111	Melisa Harwardt		Valier Motorsport		45.208	0.441		45.208
14	137	Michel Boensmann	Gillard/IAME	MSR/MSC Langenfeld	N	45.256	0.489		45.256
15	27	Matteo Carrozza	Tony/Iame	ADAC Sachsen e.V./RMW Motorsport		45.292	0.525		45.292
16	21	Lukas Karamitsios	Sodi/IAME	NK Hellas Motorsport/		45.301	0.534		45.301
17	11	Nico Noel Manka	Sodi/IAME	Beule Kart Racing Team/MSC Bork		45.317	0.550		45.317
18	10	Robin Müller	CRG/IAME	GTR Kartracing/		45.355	0.588	45.355	
19	5	Evangelos Karamitsios	Sodi/IAME	NK Hellas Motorsport/		45.357	0.590		45.357
20	140	Florian Rissler	CRG /IAME	MSC Langenfeld/Kartsport Lehnert		45.370	0.603	45.370	
21	44	Joel Sturm	Kosmic Mercury/IAME	/Fuldaer AC		45.408	0.641	45.408	
22	28	Ben Fricke	Tony/IAME	RMW Motorsport/Kart-Club-Kerpen		45.467	0.700	45.467	
23	105	Erik Müller	Mach1/IAME	Team Hemkemeyer/AMC Retzen / Konzept Küch	N	45.497	0.730		45.497
24	19	Paul Gerhardt	Intrepid/IAME			45.510	0.743		45.510
25	33	Julian Trenkel	Tony/IAME	MSC Mühlheim e.V. im ADAC/MSC Mühlheim e.V		45.516	0.749		45.516
26	101	Henrik Schulze Fenkin	Intrepid/IAME	Team Hemkemeyer/ADAC Westfalen	N	45.542	0.775		45.542
27	141	Vivien Luthermann	Gillard/IAME			45.608	0.841		45.608
28	122	Leon Oldewage	CRG/Iame	Team Hemkemeyer/ADAC Weser-Ems / AMC Die	N	45.722	0.955	45.722	
29	20	Philipp Menzner	Tony/IAME	RMW Motorsport/MSC Eppelborn		45.747	0.980	45.747	
30	457	Sandro Ritz	Lenzo/IAME	Bamberger-Racing Team/AC Groß-Zimmern		45.779	1.012		45.779
31	107	Rohail Ul-Haque	Sodi/IAME	Team Hemkemeyer	N	45.839	1.072		45.839
32	7	Julian Labitzke	Ton/IAME	RMW Motorsport		45.926	1.159		45.926
33	143	Nick Lauer	DR/IAME	Team NKS		45.959	1.192		45.959
34	14	Sebastian Schmidt	CRG/Iame	CRG Deutschland/AC Bensheim		45.984	1.217	45.984	
35	110	Philipp Damhuis	Kosmic/IAME	Team Hemkemeyer/AMC Diepholz	N	46.035	1.268	46.035	
36	17	Klaudia Halicki	CRG/IAME	Kartsport-Lehnert/		46.473	1.706		46.473
37	3	Elias Eise	Tony/IAME	/KV Oppenrod		47.469	2.702		47.469

WAKC Kerpen

X30 Senioren
Hoffnungslauf
Rennen (8 Runden)


Kerpen 1,107 Km
11.08.2019 13:30

7	47.469 3 Elias Eise
6	13 46.035 110 Philipp Damhuis
5	11 45.959 143 Nick Lauer
4	9 45.839 107 Rohail Ul-Haque
3	7 45.747 20 Philipp Menzner
2	5 45.608 141 Vivien Luthermann
1	3 45.516 33 Julian Trenkel

POLE POSITION 1

46.473 17 Klaudia Halicki
12 45.984 14 Sebastian Schmidt
10 45.926 7 Julian Labitzke
8 45.779 457 Sandro Ritz
6 45.722 122 Leon Oldewage
4 45.542 101 Henrik Schulze Fenking

2



WAKC Kerpen

X30 Senioren

VERSION 1

Kerpen 1,107 Km

Hoffnungslauf

11.08.2019 13:45

Rennen (8 Runden) gestartet um 13:47:01

Pos.	Nr.	Ga	Name	Wohnort	Fabrikat	Bewerber/Sponsor	Rnd.	Gesamtzeit	Diff.	Beste Zeit	In Rd.	Pkt.
1	10	Ja	Philipp Damhuis	GER-Haren	Kosmic/IAME	Team Hemkemeyer/AMC Diepholz	8	6:08.190		45.169	7	0
2	01	Ja	Henrik Schulze Fenking	GER-Nottuln	Intrepid/IAME	Team Hemkemeyer/ADAC Westfalen	8	6:10.527	2.337	45.867	6	0
3	33		Julian Trenkel	GER-Dietzenbach	Tony/IAME	MSC Mühlheim e.V. im ADAC/MSD Mühlheim	8	6:12.994	4.804	45.775	6	0
4	57	Ja	Sandro Ritz	GER-Künzell	Lenzo/IAME	Bamberger-Racing Team/AC Groß-Zimmern	8	6:15.090	6.900	46.022	6	0
5	22	Ja	Leon Oldewage	GER-Drebber	CRG/Iame	Team Hemkemeyer/ADAC Weser-Ems / AMK	8	6:15.252	7.062	45.861	6	0
6	43	Ja	Nick Lauer	GER-Glauchau	DR/IAME	Team NKS	8	6:17.055	8.865	46.377	6	0
7	41		Vivien Luthermann	GER-Dortmund	Gillard/IAME		8	6:18.579	10.389	45.965	4	0
8	20		Philipp Menzner	GER-Spiesen-Elversberg	Tony/IAME	RMW Motorsport/MSD Eppelborn	8	6:19.073	10.883	46.362	4	0
9	07	Ja	Rohail Ul-Haque	GER-Bielefeld	Sodi/IAME	Team Hemkemeyer	8	6:23.398	15.208	46.027	5	0
10	17		Klaudia Halicki	GER-Düsseldorf	CRG/IAME	Kartsport-Lehnert/	8	6:23.897	15.707	47.114	4	0
11	7		Julian Labitzke	GER-Bonefeld	Ton/IAME	RMW Motorsport	8	6:27.628	19.438	46.278	6	0
Nicht gewertet:												
NS	14		Sebastian Schmidt	GER-Grasellenbach	CRG/Iame	CRG Deutschland/AC Bensheim			DNS		0	0
NS	3		Elias Eise	GER-Lich	Tony/IAME	/KV Oppenrod			DNS		0	0

Bemerkungen

Ergebnis vorbehaltlich technischen und sportlichen Nachuntersuchung
 #7 +10Sec., 4 Räder Korridor
 #107 +5Sec., unfaire Fahrweise

Vorsprung	Ø km/h	Beste Rundenzeit	km/h	Beste Runde von
2.337	86,590	45.169	88,229	110 - Philipp Damhuis

Reg-Nr.: K04/2019

Orbits

Rennleiter Andreas Ehm

Zeitnahme Camp Company

Gedruckt: 11.08.2019 14:07:12

Aushang: h

WAKC Kerpen

X30 Senioren

Kerpen 1,107 Km


1.Lauf

VERSION 1

11.08.2019 15:25

Rennen (16 Runden)

14	33 Julian Trenkel	457 Sandro Ritz
	27	28
13	46.035 110 Philipp Damhuis	101 Henrik Schulze Fenking
	25	26
12	105 Erik Müller	19 Paul Gerhardt
	23	24
11	45.408 44 Joel Sturm	45.467 28 Ben Fricke
	21	22
10	5 Evangelos Karamitsios	45.370 140 Florian Rissler
	19	20
9	11 Nico Noel Manka	45.355 10 Robin Müller
	17	18
8	27 Matteo Carrozza	21 Lukas Karamitsios
	15	16
7	111 Melisa Harwardt	137 Michel Boensmann
	13	14
6	91 Manuel Klein	45.201 114 Timo Kirschkat
	11	12
5	9 Maximilian Dappert	15 Felix Arndt
	9	10
4	45.038 16 Felix Wahl	45.062 12 Tom Remmert
	7	8
3	73 Tim Hartelt	113 Ferdinand Winter
	5	6
2	43 Niklas Kalus	44.862 112 Linus Jansen
	3	4
1	44.767 142 Gabriel Streitmatter	23 Claudia Hennig
	POLE POSITION 1	2



Reg-Nr.: K04/2019

Orbits

Rennleiter Andreas Ehm

Zeitnahme Monika Riehmers



Andreas Ehm

M. Riehmers



WAKC Kerpen

X30 Senioren

Kerpen 1,107 Km

1.Lauf

11.08.2019 15:25

Rennen (16 Runden)

17

107 Rohail UI-Haque
33

17 Klaudia Halicki
34

16


141 Vivien Luthermann
31

45.747
20 Philipp Menzner
32

15

45.722
122 Leon Oldewage
29

143 Nick Lauer
30



Reg-Nr.: K04/2019

Orbits

Rennleiter Andreas Ehm

Zeitnahme Monika Riehmers



Andreas Ehm

Monika Riehmers



WAKC Kerpen

X30 Senioren

Kerpen 1,107 Km

1.Lauf

11.08.2019 15:25

Rennen (16 Runden) gestartet um 15:30:48

Pos.	Nr.	Ga	Name	Wohnort	Fabrikat	Bewerber/Sponsor	Rnd.	Gesamtzeit	Diff.	Beste Zeit	In Rd.	Pkt.
1	23	Ja	Claudia Hennig	GER-Waidhofen	KR/IAME	/CV Performance	16	12:09.641		45.154	5	20
2	112	Ja	Linus Jansen	GER-Erkelenz	KR/IAME	CV Performance	16	12:11.414	1.773	45.146	6	18
3	91	Ja	Manuel Klein	GER-Wilmsdorf	Tony/IAME	/RMW Motorsport	16	12:12.691	3.050	45.215	6	16
4	15		Felix Arndt	GER-Wickede	Haase/IAME	Kartsport-Lehnert/	16	12:12.981	3.340	45.122	7	15
5	16		Felix Wahl	GER-Mainz	Parolin/IAME	PK Motorsport/	16	12:13.059	3.418	45.092	6	14
6	73		Tim Hartelt	GER-Brühl	Exprit/IAME	Dischner Racing/MSA WENGEROHR, ADAC	16	12:13.745	4.104	45.247	7	13
7	44		Joel Sturm	GER-Brühl	Kosmic Mercu	/Fuldaer AC	16	12:17.082	7.441	45.423	11	12
8	11		Nico Noel Manka	GER-Unna	Sodi/IAME	Beule Kart Racing Team/MSB Bork	16	12:17.243	7.602	45.441	6	11
9	110	Ja	Philipp Damhuis	GER-Haren	Kosmic/IAME	Team Hemkemeyer/AMC Diepholz	16	12:18.807	9.166	45.426	7	10
10	27	Ja	Matteo Carozza	GER-Wolkenstein	Tony/Iame	ADAC Sachsen e.V./RMW Motorsport	16	12:19.098	9.457	45.275	6	9
11	142	Ja	Gabriel Streitmatter	GER-Breisach	Parolin/IAME	ADAC Südbaden	16	12:19.511	9.870	45.261	6	8
12	113	Ja	Ferdinand Winter	GER-Schweinfurt	KR/IAME	/CV Performance	16	12:20.325	10.684	45.432	8	7
13	101	Ja	Henrik Schulze Fenking	GER-Nottuln	Intrepid/IAME	Team Hemkemeyer/ADAC Westfalen	16	12:22.088	12.447	45.641	5	6
14	137	Ja	Michel Boensmann	GER-Wuppertal	Gillard/IAME	MSR/MSB Langenfeld	16	12:22.703	13.062	45.379	6	5
15	114	Ja	Timo Kirschkat	GER-Böblingen	Tony/Iame	/CV Performance	16	12:23.495	13.854	45.506	6	4
16	140	Ja	Florian Rissler	GER-Duisburg	CRG /IAME	MSC Langenfeld/Kartsport Lehnert	16	12:24.143	14.502	45.553	7	3
17	105	Ja	Erik Müller	GER-Dörentrum	Mach1/IAME	Team Hemkemeyer/AMC Retzen / Konzept I	16	12:25.667	16.026	45.583	7	2
18	33		Julian Trenkel	GER-Dietzenbach	Tony/IAME	MSC Mühlheim e.V. im ADAC/MSB Mühlheim	16	12:25.758	16.117	45.746	5	1
19	19		Paul Gerhardt	GER-Ahlen	Intrepid/IAME		16	12:25.936	16.295	45.629	6	1
20	9		Maximilian Dappert	GER-Kleinrinderfeld	SODI/IAME	Flandria Germany	16	12:26.520	16.879	45.361	6	1
21	5		Evangelos Karamitsios	GER-Hagen	Sodi/IAME	NK Hellas Motorsport/	16	12:27.509	17.868	45.759	14	1
22	12		Tom Remmert	GER-Petersberg	Tony/IAME	/ADAC Hessen Thüringen / Fuldaer AC	16	12:28.533	18.892	45.527	4	1
23	10		Robin Müller	GER-Wohlfhagen	CRG/IAME	GTR Karttracing/	16	12:28.662	19.021	45.613	15	1
24	457	Ja	Sandro Ritz	GER-Künzell	Lenzo/IAME	Bamberger-Racing Team/AC Groß-Zimmern	16	12:30.217	20.576	45.961	7	1
25	21		Lukas Karamitsios	GER-Hagen	Sodi/IAME	NK Hellas Motorsport/	16	12:34.188	24.547	45.399	7	1
26	111		Melisa Harwardt	GER-Hagen		Valier Motorsport	16	12:34.430	24.789	45.256	7	1
27	122	Ja	Leon Oldewage	GER-Drebber	CRG/Iame	Team Hemkemeyer/ADAC Weser-Ems / AMI	16	12:34.880	25.239	46.031	7	1
28	143	Ja	Nick Lauer	GER-Glauchau	DR/IAME	Team NKS	16	12:35.186	25.545	46.181	7	1
29	20		Philipp Menzner	GER-Spiesen-Elversberg	Tony/IAME	RMW Motorsport/MSB Eppelborn	16	12:39.738	30.097	45.866	7	1
30	107	Ja	Rohail Ul-Haque	GER-Bielefeld	Sodi/IAME	Team Hemkemeyer	16	12:45.797	36.156	46.197	5	1
31	17		Klaudia Halicki	GER-Düsseldorf	CRG/IAME	Kartsport-Lehnert/	15	12:21.931	1 Runde	47.590	7	1
32	43		Niklas Kalus	GER-Duisburg	Gillard/IAME	M.S.R. Racing Team/MSB Langenfeld	14	10:39.612	2 Runden	45.098	6	1
33	28		Ben Fricke	GER-Arnsberg	Tony/IAME	RMW Motorsport/Kart-Club-Kerpen	13	10:06.599	3 Runden	45.526	5	1
34	141		Vivien Luthermann	GER-Dortmund	Gillard/IAME		13	10:07.394	3 Runden	45.564	8	1

Bemerkungen

Ergebnis vorbehaltlich technischer und sportlicher Nachuntersuchung

Gestartet: 34, Gewertet: 34, Nicht gewertet: 0

#27, #114, #137, #5, #12, #107, #122, #10, #20 +5Sec., Spoiler

Vorsprung	Ø km/h	Beste Rundenzeit	km/h	Beste Runde von
1.773	87,390	45.092	88,379	16 - Felix Wahl

Reg-Nr.: K04/2019

Orbits

Rennleiter Andreas Ehm

Zeitnahme Camp Company

WAKC Kerpen

X30 Senioren

Kerpen 1,107 Km

1. Lauf

11.08.2019 15:25

Rennen (16 Runden) gestartet um 15:30:48

Runde	Rundenzeit	Diff.	Tageszeit
<u>(23) Claudia Hennig</u>			
1	47.257	+2.103	15:31:36.059
2	46.113	+0.959	15:32:22.172
3	46.130	+0.976	15:33:08.302
4	45.206	+0.052	15:33:53.508
5	45.154		15:34:38.662
6	45.276	+0.122	15:35:23.938
7	45.255	+0.101	15:36:09.193
8	45.217	+0.063	15:36:54.410
9	45.278	+0.124	15:37:39.688
10	45.497	+0.343	15:38:25.185
11	45.437	+0.283	15:39:10.622
12	45.342	+0.188	15:39:55.964
13	45.441	+0.287	15:40:41.405
14	45.728	+0.574	15:41:27.133
15	45.608	+0.454	15:42:12.741
16	45.521	+0.367	15:42:58.262

Runde	Rundenzeit	Diff.	Tageszeit
<u>(112) Linus Jansen</u>			
1	47.523	+2.377	15:31:36.430
2	46.355	+1.209	15:32:22.785
3	45.862	+0.716	15:33:08.647
4	45.659	+0.513	15:33:54.306
5	45.587	+0.441	15:34:39.893
6	45.146		15:35:25.039
7	45.364	+0.218	15:36:10.403
8	45.834	+0.688	15:36:56.237
9	45.232	+0.086	15:37:41.469
10	45.559	+0.413	15:38:27.028
11	45.334	+0.188	15:39:12.362
12	45.306	+0.160	15:39:57.668
13	45.410	+0.264	15:40:43.078
14	45.377	+0.231	15:41:28.455
15	46.055	+0.909	15:42:14.510
16	45.525	+0.379	15:43:00.035

Runde	Rundenzeit	Diff.	Tageszeit
<u>(91) Manuel Klein</u>			
1	47.661	+2.446	15:31:36.872
2	46.237	+1.022	15:32:23.109
3	46.211	+0.996	15:33:09.320
4	45.534	+0.319	15:33:54.854
5	45.251	+0.036	15:34:40.105
6	45.215		15:35:25.320
7	45.266	+0.051	15:36:10.586
8	45.847	+0.632	15:36:56.433
9	45.352	+0.137	15:37:41.785
10	45.556	+0.341	15:38:27.341
11	45.495	+0.280	15:39:12.836
12	45.508	+0.293	15:39:58.344
13	45.668	+0.453	15:40:44.012
14	45.715	+0.500	15:41:29.727
15	45.866	+0.651	15:42:15.593
16	45.719	+0.504	15:43:01.312

Runde	Rundenzeit	Diff.	Tageszeit
<u>(15) Felix Arndt</u>			
1	47.823	+2.701	15:31:37.087
2	46.240	+1.118	15:32:23.327
3	46.240	+1.118	15:33:09.567
4	45.734	+0.612	15:33:55.301
5	45.251	+0.129	15:34:40.552
6	45.318	+0.196	15:35:25.870
7	45.122		15:36:10.992
8	45.695	+0.573	15:36:56.687
9	45.470	+0.348	15:37:42.157
10	45.575	+0.453	15:38:27.732

Runde	Rundenzeit	Diff.	Tageszeit
11	45.522	+0.400	15:39:13.254
12	45.603	+0.481	15:39:58.857
13	45.612	+0.490	15:40:44.469
14	45.699	+0.577	15:41:30.168
15	45.817	+0.695	15:42:15.985
16	45.617	+0.495	15:43:01.602

Runde	Rundenzeit	Diff.	Tageszeit
<u>(16) Felix Wahl</u>			
1	47.678	+2.586	15:31:36.695
2	46.215	+1.123	15:32:22.910
3	46.477	+1.385	15:33:09.387
4	45.748	+0.656	15:33:55.135
5	45.318	+0.226	15:34:40.453
6	45.092		15:35:25.545
7	45.271	+0.179	15:36:10.816
8	45.752	+0.660	15:36:56.568
9	45.422	+0.330	15:37:41.990
10	45.948	+0.856	15:38:27.938
11	45.456	+0.364	15:39:13.394
12	45.604	+0.512	15:39:58.998
13	45.589	+0.497	15:40:44.587
14	45.829	+0.737	15:41:30.416
15	45.696	+0.604	15:42:16.112
16	45.568	+0.476	15:43:01.680

Runde	Rundenzeit	Diff.	Tageszeit
<u>(73) Tim Hartelt</u>			
1	48.896	+3.649	15:31:37.775
2	46.044	+0.797	15:32:23.819
3	46.126	+0.879	15:33:09.945
4	45.719	+0.472	15:33:55.664
5	45.526	+0.279	15:34:41.190
6	45.352	+0.105	15:35:26.542
7	45.247		15:36:11.789
8	45.362	+0.115	15:36:57.151
9	46.445	+1.198	15:37:43.596
10	45.401	+0.154	15:38:28.997
11	45.860	+0.613	15:39:14.857
12	45.510	+0.263	15:40:00.367
13	45.488	+0.241	15:40:45.855
14	45.394	+0.147	15:41:31.249
15	45.595	+0.348	15:42:16.844
16	45.522	+0.275	15:43:02.366

Runde	Rundenzeit	Diff.	Tageszeit
<u>(44) Joel Sturm</u>			
1	49.743	+4.320	15:31:39.473
2	46.112	+0.689	15:32:25.585
3	45.791	+0.368	15:33:11.376
4	45.773	+0.350	15:33:57.149
5	46.101	+0.678	15:34:43.250
6	45.664	+0.241	15:35:28.914
7	45.539	+0.116	15:36:14.453
8	45.683	+0.260	15:37:00.136
9	45.576	+0.153	15:37:45.712
10	45.699	+0.276	15:38:31.411
11	45.423		15:39:16.834
12	45.723	+0.300	15:40:02.557
13	46.012	+0.589	15:40:48.569
14	45.697	+0.274	15:41:34.266
15	45.747	+0.324	15:42:20.013
16	45.690	+0.267	15:43:05.703

Runde	Rundenzeit	Diff.	Tageszeit
<u>(11) Nico Noel Manka</u>			
1	49.171	+3.730	15:31:38.742
2	45.926	+0.485	15:32:24.668
3	46.033	+0.592	15:33:10.701
4	45.863	+0.422	15:33:56.564

Runde	Rundenzeit	Diff.	Tageszeit
5	46.152	+0.711	15:34:42.716
6	45.441		15:35:28.157
7	45.506	+0.065	15:36:13.663
8	45.451	+0.010	15:36:59.114
9	46.107	+0.666	15:37:45.221
10	45.875	+0.434	15:38:31.096
11	45.554	+0.113	15:39:16.650
12	46.099	+0.658	15:40:02.749
13	45.652	+0.211	15:40:48.401
14	46.122	+0.681	15:41:34.523
15	45.676	+0.235	15:42:20.199
16	45.665	+0.224	15:43:05.864

Runde	Rundenzeit	Diff.	Tageszeit
<u>(110) Philipp Damhuis</u>			
1	50.185	+4.759	15:31:40.217
2	46.182	+0.756	15:32:26.399
3	45.519	+0.093	15:33:11.918
4	45.442	+0.016	15:33:57.360
5	45.965	+0.539	15:34:43.325
6	45.969	+0.543	15:35:29.294
7	45.426		15:36:14.720
8	45.905	+0.479	15:37:00.625
9	47.212	+1.786	15:37:47.837
10	46.359	+0.933	15:38:34.196
11	45.483	+0.057	15:39:19.679
12	45.487	+0.061	15:40:05.166
13	45.426		15:40:50.592
14	45.580	+0.154	15:41:36.172
15	45.482	+0.056	15:42:21.654
16	45.774	+0.348	15:43:07.428

Runde	Rundenzeit	Diff.	Tageszeit
<u>(27) Matteo Carrozza</u>			
1	48.506	+3.231	15:31:37.975
2	46.124	+0.849	15:32:24.099
3	46.103	+0.828	15:33:10.202
4	45.877	+0.602	15:33:56.079
5	45.660	+0.385	15:34:41.739
6	45.275		15:35:27.014
7	45.281	+0.006	15:36:12.295
8	45.324	+0.049	15:36:57.619
9	45.693	+0.418	15:37:43.312
10	45.574	+0.299	15:38:28.886
11	46.117	+0.842	15:39:15.003
12	45.618	+0.343	15:40:00.621
13	45.401	+0.126	15:40:46.022
14	45.516	+0.241	15:41:31.538
15	45.625	+0.350	15:42:17.163
16	45.556	+0.281	15:43:02.719

Runde	Rundenzeit	Diff.	Tageszeit
<u>(142) Gabriel Streitmatter</u>			
1	47.340	+2.079	15:31:35.961
2	46.378	+1.117	15:32:22.339
3	45.888	+0.627	15:33:08.227
4	45.572	+0.311	15:33:53.799
5	45.445	+0.184	15:34:39.244
6	45.261		15:35:24.505
7	45.499	+0.238	15:36:10.004
8	46.043	+0.782	15:36:56.047
9	45.304	+0.043	15:37:41.351
10	53.269	+8.008	15:38:34.620
11	45.374	+0.113	15:39:19.994
12	45.389	+0.128	15:40:05.383
13	45.397	+0.136	15:40:50.780
14	45.672	+0.411	15:41:36.452
15	45.487	+0.226	15:42:21.939
16	46.193	+0.932	15:43:08.132

WAKC Kerpen

X30 Senioren

Kerpen 1,107 Km

1. Lauf

11.08.2019 15:25

Rennen (16 Runden) gestartet um 15:30:48

Runde	Rundenzeit	Diff.	Tageszeit	Runde	Rundenzeit	Diff.	Tageszeit	Runde	Rundenzeit	Diff.	Tageszeit								
(113) Ferdinand Winter																			
1	50.928	+5.496	15:31:39.999	11	45.702	+0.196	15:39:17.907	5	45.857	+0.228	15:34:49.065								
2	46.017	+0.585	15:32:26.016	12	45.863	+0.357	15:40:03.770	6	45.629		15:35:34.694								
3	45.780	+0.348	15:33:11.796	13	45.787	+0.281	15:40:49.557	7	46.439	+0.810	15:36:21.133								
4	46.092	+0.660	15:33:57.888	14	45.705	+0.199	15:41:35.262	8	45.833	+0.204	15:37:06.966								
5	45.898	+0.466	15:34:43.786	15	45.866	+0.360	15:42:21.128	9	45.909	+0.280	15:37:52.875								
6	46.274	+0.842	15:35:30.060	16	45.988	+0.482	15:43:07.116	10	45.897	+0.268	15:38:38.772								
7	45.745	+0.313	15:36:15.805	(140) Florian Rissler															
8	45.432		15:37:01.237	1	52.990	+7.437	15:31:42.834	11	45.916	+0.287	15:39:24.688								
9	46.790	+1.358	15:37:48.027	2	46.792	+1.239	15:32:29.626	12	45.993	+0.364	15:40:10.681								
10	46.881	+1.449	15:38:34.908	3	46.055	+0.502	15:33:15.681	13	46.076	+0.447	15:40:56.757								
11	45.828	+0.396	15:39:20.736	4	45.771	+0.218	15:34:01.452	14	46.066	+0.437	15:41:42.823								
12	45.911	+0.479	15:40:06.647	5	45.739	+0.186	15:34:47.191	15	45.723	+0.094	15:42:28.546								
13	45.451	+0.019	15:40:52.098	6	45.554	+0.001	15:35:32.745	16	46.011	+0.382	15:43:14.557								
14	45.604	+0.172	15:41:37.702	7	45.553		15:36:18.298	(9) Maximilian Dappert											
15	45.558	+0.126	15:42:23.260	8	45.908	+0.355	15:37:04.206	1	55.047	+9.686	15:31:44.150								
16	45.686	+0.254	15:43:08.946	9	46.543	+0.990	15:37:50.749	2	47.389	+2.028	15:32:31.539								
(101) Henrik Schulze Fenking																			
1	52.086	+6.445	15:31:42.290	10	46.002	+0.449	15:38:36.751	3	45.973	+0.612	15:33:17.512								
2	46.223	+0.582	15:32:28.513	11	46.083	+0.530	15:39:22.834	4	46.595	+1.234	15:34:04.107								
3	45.781	+0.140	15:33:14.294	12	46.528	+0.975	15:40:09.362	5	45.479	+0.118	15:34:49.586								
4	45.678	+0.037	15:33:59.972	13	45.974	+0.421	15:40:55.336	6	45.361		15:35:34.947								
5	45.641		15:34:45.613	14	46.177	+0.624	15:41:41.513	7	45.705	+0.344	15:36:20.652								
6	45.678	+0.037	15:35:31.291	15	45.658	+0.105	15:42:27.171	8	45.559	+0.198	15:37:06.211								
7	45.900	+0.259	15:36:17.191	16	45.593	+0.040	15:43:12.764	9	45.474	+0.113	15:37:51.685								
8	46.485	+0.844	15:37:03.676	(105) Erik Müller															
9	45.883	+0.242	15:37:49.559	1	53.068	+7.485	15:31:43.051	10	45.667	+0.306	15:38:37.352								
10	45.999	+0.358	15:38:35.558	2	46.870	+1.287	15:32:29.921	11	46.480	+1.119	15:39:23.832								
11	45.708	+0.067	15:39:21.266	3	45.973	+0.390	15:33:15.894	12	45.949	+0.588	15:40:09.781								
12	45.720	+0.079	15:40:06.986	4	45.933	+0.350	15:34:01.827	13	47.313	+1.952	15:40:57.094								
13	46.063	+0.422	15:40:53.049	5	45.626	+0.043	15:34:47.453	14	45.952	+0.591	15:41:43.046								
14	45.838	+0.197	15:41:38.887	6	45.787	+0.204	15:35:33.240	15	46.368	+1.007	15:42:29.414								
15	45.768	+0.127	15:42:24.655	7	45.583		15:36:18.823	16	45.727	+0.366	15:43:15.141								
16	46.054	+0.413	15:43:10.709	8	45.678	+0.095	15:37:04.501	(5) Evangelos Karamitsios											
(137) Michel Boensmann																			
1	48.757	+3.378	15:31:38.225	9	46.471	+0.888	15:37:50.972	1	49.456	+3.697	15:31:39.109								
2	45.960	+0.581	15:32:24.185	10	46.052	+0.469	15:38:37.024	2	46.001	+0.242	15:32:25.110								
3	46.122	+0.743	15:33:10.307	11	46.194	+0.611	15:39:23.218	3	45.853	+0.094	15:33:10.963								
4	45.865	+0.486	15:33:56.172	12	46.342	+0.759	15:40:09.560	4	45.782	+0.023	15:33:56.745								
5	46.374	+0.995	15:34:42.546	13	46.049	+0.466	15:40:55.609	5	46.216	+0.457	15:34:42.961								
6	45.379		15:35:27.925	14	46.502	+0.919	15:41:42.111	6	46.673	+0.914	15:35:29.634								
7	46.092	+0.713	15:36:14.017	15	45.924	+0.341	15:42:28.035	7	45.926	+0.167	15:36:15.560								
8	45.727	+0.348	15:36:59.744	16	46.253	+0.670	15:43:14.288	8	46.440	+0.681	15:37:02.000								
9	45.858	+0.479	15:37:45.602	(33) Julian Trenkel															
10	46.046	+0.667	15:38:31.648	1	53.100	+7.354	15:31:43.269	9	46.113	+0.354	15:37:48.113								
11	45.393	+0.014	15:39:17.041	2	47.060	+1.314	15:32:30.329	10	47.184	+1.425	15:38:35.297								
12	45.881	+0.502	15:40:02.922	3	46.456	+0.710	15:33:16.785	11	45.803	+0.044	15:39:21.100								
13	45.924	+0.545	15:40:48.846	4	46.240	+0.494	15:34:03.025	12	45.774	+0.015	15:40:06.874								
14	45.993	+0.614	15:41:34.839	5	45.746		15:34:48.771	13	46.492	+0.733	15:40:53.366								
15	45.623	+0.244	15:42:20.462	6	45.794	+0.048	15:35:34.565	14	45.759		15:41:39.125								
16	45.862	+0.483	15:43:06.324	7	45.855	+0.109	15:36:20.420	15	45.983	+0.224	15:42:25.108								
(114) Timo Kirschkat																			
1	48.994	+3.488	15:31:38.371	8	46.067	+0.321	15:37:06.487	16	46.022	+0.263	15:43:11.130								
2	46.138	+0.632	15:32:24.509	9	45.939	+0.193	15:37:52.426	(12) Tom Remmert											
3	45.992	+0.486	15:33:10.501	10	45.887	+0.141	15:38:38.313	1	51.383	+5.856	15:31:40.546								
4	45.822	+0.316	15:33:56.323	11	45.920	+0.174	15:39:24.233	2	47.571	+2.044	15:32:28.117								
5	45.955	+0.449	15:34:42.278	12	45.871	+0.125	15:40:10.104	3	45.712	+0.185	15:33:13.829								
6	45.506		15:35:27.784	13	46.252	+0.506	15:40:56.356	4	45.527		15:33:59.356								
7	46.572	+1.066	15:36:14.356	14	46.045	+0.299	15:41:42.401	5	45.631	+0.104	15:34:44.987								
8	46.146	+0.640	15:37:00.502	15	45.835	+0.089	15:42:28.236	6	45.678	+0.151	15:35:30.665								
9	45.916	+0.410	15:37:46.418	16	46.143	+0.397	15:43:14.379	7	46.456	+0.929	15:36:17.121								
10	45.787	+0.281	15:38:32.205	(19) Paul Gerhardt															
(19) Paul Gerhardt																			
1	53.406	+7.777	15:31:43.532	1	53.406	+7.777	15:31:43.532	1	51.383	+5.856	15:31:40.546								
2	47.163	+1.534	15:32:30.695	2	47.163	+1.534	15:32:30.695	2	47.571	+2.044	15:32:28.117								
3	46.449	+0.820	15:33:17.144	3	46.449	+0.820	15:33:17.144	3	45.712	+0.185	15:33:13.829								
4	46.064	+0.435	15:34:03.208	4	46.064	+0.435	15:34:03.208	4	45.527		15:33:59.356								

WAKC Kerpen

X30 Senioren

Kerpen 1,107 Km

1.Lauf

11.08.2019 15:25

Rennen (16 Runden) gestartet um 15:30:48

Runde	Rundenzeit	Diff.	Tageszeit
(10) Robin Müller			
1	50.368	+4.755	15:31:40.106
2	46.570	+0.957	15:32:26.676
3	45.624	+0.011	15:33:12.300
4	45.857	+0.244	15:33:58.157
5	45.707	+0.094	15:34:43.864
6	46.357	+0.744	15:35:30.221
7	46.723	+1.110	15:36:16.944
8	46.886	+1.273	15:37:03.830
9	46.345	+0.732	15:37:50.175
10	46.190	+0.577	15:38:36.365
11	46.029	+0.416	15:39:22.394
12	46.474	+0.861	15:40:08.868
13	46.131	+0.518	15:40:54.999
14	45.873	+0.260	15:41:40.872
15	45.613		15:42:26.485
16	45.798	+0.185	15:43:12.283

Runde	Rundenzeit	Diff.	Tageszeit
(457) Sandro Ritz			
1	53.338	+7.377	15:31:43.919
2	47.364	+1.403	15:32:31.283
3	46.440	+0.479	15:33:17.723
4	46.848	+0.887	15:34:04.571
5	46.168	+0.207	15:34:50.739
6	46.099	+0.138	15:35:36.838
7	45.961		15:36:22.799
8	46.021	+0.060	15:37:08.820
9	45.989	+0.028	15:37:54.809
10	46.338	+0.377	15:38:41.147
11	46.139	+0.178	15:39:27.286
12	46.040	+0.079	15:40:13.326
13	46.219	+0.258	15:40:59.545
14	46.116	+0.155	15:41:45.661
15	46.132	+0.171	15:42:31.793
16	47.045	+1.084	15:43:18.838

Runde	Rundenzeit	Diff.	Tageszeit
(21) Lukas Karamitsios			
1	49.794	+4.395	15:31:39.390
2	45.947	+0.548	15:32:25.337
3	45.812	+0.413	15:33:11.149
4	45.840	+0.441	15:33:56.989
5	46.191	+0.792	15:34:43.180
6	46.545	+1.146	15:35:29.725
7	45.399		15:36:15.124
8	45.646	+0.247	15:37:00.770
9	57.512	+12.113	15:37:58.282
10	46.094	+0.695	15:38:44.376
11	46.246	+0.847	15:39:30.622
12	46.592	+1.193	15:40:17.214
13	46.469	+1.070	15:41:03.683
14	46.145	+0.746	15:41:49.828
15	46.322	+0.923	15:42:36.150
16	46.659	+1.260	15:43:22.809

Runde	Rundenzeit	Diff.	Tageszeit
(111) Melisa Harwardt			
1	48.150	+2.894	15:31:37.510
2	46.093	+0.837	15:32:23.603
3	46.138	+0.882	15:33:09.741
4	45.818	+0.562	15:33:55.559
5	45.455	+0.199	15:34:41.014
6	45.326	+0.070	15:35:26.340
7	45.256		15:36:11.596
8	45.405	+0.149	15:36:57.001
9	50.742	+5.486	15:37:47.743
10	47.060	+1.804	15:38:34.803

Runde	Rundenzeit	Diff.	Tageszeit
11	45.815	+0.559	15:39:20.618
12	56.301	+11.045	15:40:16.919
13	47.090	+1.834	15:41:04.009
14	46.116	+0.860	15:41:50.125
15	46.157	+0.901	15:42:36.282
16	46.769	+1.513	15:43:23.051

Runde	Rundenzeit	Diff.	Tageszeit
(122) Leon Oldewage			
1	53.087	+7.056	15:31:44.021
2	47.057	+1.026	15:32:31.078
3	46.263	+0.232	15:33:17.341
4	47.085	+1.054	15:34:04.426
5	46.054	+0.023	15:34:50.480
6	46.132	+0.101	15:35:36.612
7	46.031		15:36:22.643
8	46.327	+0.296	15:37:08.970
9	46.150	+0.119	15:37:55.120
10	46.108	+0.077	15:38:41.228
11	46.122	+0.091	15:39:27.350
12	46.286	+0.255	15:40:13.636
13	46.088	+0.057	15:40:59.724
14	46.240	+0.209	15:41:45.964
15	46.168	+0.137	15:42:32.132
16	46.369	+0.338	15:43:18.501

Runde	Rundenzeit	Diff.	Tageszeit
(143) Nick Lauer			
1	53.294	+7.113	15:31:44.131
2	47.743	+1.562	15:32:31.874
3	46.228	+0.047	15:33:18.102
4	46.587	+0.406	15:34:04.689
5	46.550	+0.369	15:34:51.239
6	46.684	+0.503	15:35:37.923
7	46.181		15:36:24.104
8	46.243	+0.062	15:37:10.347
9	47.359	+1.178	15:37:57.706
10	46.289	+0.108	15:38:43.995
11	46.512	+0.331	15:39:30.507
12	46.959	+0.778	15:40:17.466
13	47.153	+0.972	15:41:04.619
14	46.487	+0.306	15:41:51.106
15	46.368	+0.187	15:42:37.474
16	46.333	+0.152	15:43:23.807

Runde	Rundenzeit	Diff.	Tageszeit
(20) Philipp Menzner			
1	53.186	+7.320	15:31:44.319
2	47.869	+2.003	15:32:32.188
3	46.438	+0.572	15:33:18.626
4	46.246	+0.380	15:34:04.872
5	46.510	+0.644	15:34:51.382
6	46.294	+0.428	15:35:37.676
7	45.866		15:36:23.542
8	46.102	+0.236	15:37:09.644
9	47.830	+1.964	15:37:57.474
10	46.189	+0.323	15:38:43.663
11	46.203	+0.337	15:39:29.866
12	47.222	+1.356	15:40:17.088
13	47.153	+1.287	15:41:04.241
14	46.391	+0.525	15:41:50.632
15	46.145	+0.279	15:42:36.777
16	46.582	+0.716	15:43:23.359

Runde	Rundenzeit	Diff.	Tageszeit
(107) Rohail Ul-Haque			
1	58.671	+12.474	15:31:49.474
2	47.102	+0.905	15:32:36.576
3	46.444	+0.247	15:33:23.020
4	46.753	+0.556	15:34:09.773

Runde	Rundenzeit	Diff.	Tageszeit
5	46.197		15:34:55.970
6	46.297	+0.100	15:35:42.267
7	46.522	+0.325	15:36:28.789
8	46.409	+0.212	15:37:15.198
9	46.763	+0.566	15:38:01.961
10	47.036	+0.839	15:38:48.997
11	46.466	+0.269	15:39:35.463
12	46.734	+0.537	15:40:22.197
13	46.888	+0.691	15:41:09.085
14	46.931	+0.734	15:41:56.016
15	46.630	+0.433	15:42:42.646
16	46.772	+0.575	15:43:29.418

Runde	Rundenzeit	Diff.	Tageszeit
(17) Klaudia Halicki			
1	58.324	+10.734	15:31:49.792
2	47.970	+0.380	15:32:37.762
3	47.710	+0.120	15:33:25.472
4	48.088	+0.498	15:34:13.560
5	47.683	+0.093	15:35:01.243
6	47.775	+0.185	15:35:49.018
7	47.590		15:36:36.608
8	48.081	+0.491	15:37:24.689
9	48.504	+0.914	15:38:13.193
10	48.418	+0.828	15:39:01.611
11	48.542	+0.952	15:39:50.153
12	48.399	+0.809	15:40:38.552
13	51.645	+4.055	15:41:30.197
14	49.201	+1.611	15:42:19.398
15	51.154	+3.564	15:43:10.552

Runde	Rundenzeit	Diff.	Tageszeit
(43) Niklas Kalus			
1	47.845	+2.747	15:31:36.576
2	45.931	+0.833	15:32:22.507
3	46.346	+1.248	15:33:08.853
4	45.534	+0.436	15:33:54.387
5	45.225	+0.127	15:34:39.612
6	45.098		15:35:24.710
7	45.484	+0.386	15:36:10.194
8	45.317	+0.219	15:36:55.511
9	45.295	+0.197	15:37:40.806
10	45.422	+0.324	15:38:26.228
11	45.373	+0.275	15:39:11.601
12	45.400	+0.302	15:39:57.001
13	45.398	+0.300	15:40:42.399
14	45.834	+0.736	15:41:28.233

Runde	Rundenzeit	Diff.	Tageszeit
(28) Ben Fricke			
1	50.961	+5.435	15:31:40.819
2	46.550	+1.024	15:32:27.369
3	45.574	+0.048	15:33:12.943
4	45.580	+0.054	15:33:58.523
5	45.526		15:34:44.049
6	46.269	+0.743	15:35:30.318
7	47.574	+2.048	15:36:17.892
8	46.169	+0.643	15:37:04.061
9	46.483	+0.957	15:37:50.544
10	46.017	+0.491	15:38:36.561
11	46.149	+0.623	15:39:22.710
12	46.356	+0.830	15:40:09.066
13	46.154	+0.628	15:40:55.220

Runde	Rundenzeit	Diff.	Tageszeit
(141) Vivien Luthermann			
1	52.845	+7.281	15:31:43.313
2	47.149	+1.585	15:32:30.462
3	46.440	+0.876	15:33:16.902
4	45.987	+0.423	15:34:02.889

WAKC Kerpen

X30 Senioren

Kerpen 1,107 Km

1.Lauf

11.08.2019 15:25

Rennen (16 Runden) gestartet um 15:30:48

Runde	Rundenzeit	Diff.	Tageszeit	Runde	Rundenzeit	Diff.	Tageszeit	Runde	Rundenzeit	Diff.	Tageszeit
5	45.770	+0.206	15:34:48.659								
6	45.672	+0.108	15:35:34.331								
7	45.668	+0.104	15:36:19.999								
8	45.564		15:37:05.563								
9	45.728	+0.164	15:37:51.291								
10	45.938	+0.374	15:38:37.229								
11	46.405	+0.841	15:39:23.634								
12	46.011	+0.447	15:40:09.645								
13	46.370	+0.806	15:40:56.015								

WAKC Kerpen

X30 Senioren

Kerpen 1,107 Km

2.Lauf

11.08.2019 17:25

Rennen (16 Runden)

14
13
12
11
10
9
8
7
6
5
4
3
2
1

122 Leon Oldewage
27
21 Lukas Karamitsios
25
10 Robin Müller
23
5 Evangelos Karamitsios
21
19 Paul Gerhardt
19
105 Erik Müller
17
114 Timo Kirschkat
15
101 Henrik Schulze Fenking
13
142 Gabriel Streitmatter
11
110 Philipp Damhuis
9
44 Joel Sturm
7
16 Felix Wahl
5
91 Manuel Klein
3
23 Claudia Hennig

POLE POSITION 1

143 Nick Lauer
28
111 Melisa Harwardt
26
457 Sandro Ritz
24
12 Tom Remmert
22
9 Maximilian Dappert
20
33 Julian Trenkel
18
140 Florian Rissler
16
137 Michel Boensmann
14
113 Ferdinand Winter
12
27 Matteo Carrozza
10
11 Nico Noel Manka
8
73 Tim Hartelt
6
15 Felix Arndt
4
112 Linus Jansen
2



WAKC Kerpen

X30 Senioren

Kerpen 1,107 Km

2.Lauf

11.08.2019 17:25

Rennen (16 Runden)

17

28 Ben Fricke
33

141 Vivien Luthermann
34

16


17 Klaudia Halicki
31

43 Niklas Kalus
32

15

20 Philipp Menzner
29

107 Rohail UI-Haque
30



Reg-Nr.: K04/2019

Orbits

Rennleiter Andreas Ehm

Zeitnahme Monika Riehmers



Andreas Ehm

Monika Riehmers



WAKC Kerpen

X30 Senioren

VERSION 1

Kerpen 1,107 Km

2.Lauf

11.08.2019 17:25

Rennen (16 Runden) gestartet um 18:21:10

Pos.	Nr.	Ga	Name	Wohnort	Fabrikat	Bewerber/Sponsor	Rnd.	Gesamtzeit	Diff.	Beste Zeit	In Rd.	Pkt.
1	23	Ja	Claudia Hennig	GER-Waidhofen	KR/IAME	/CV Performance	16	12:09.676		45.189	7	20
2	15		Felix Arndt	GER-Wickede	Haase/IAME	Kartsport-Lehnert/	16	12:11.586	1.910	45.326	14	18
3	112	Ja	Linus Jansen	GER-Erkelenz	KR/IAME	CV Performance	16	12:11.801	2.125	45.245	9	16
4	73		Tim Hartelt	GER-Filz	Exprit/IAME	Dischner Racing/MSA WENGEROHR, ADAC	16	12:12.247	2.571	45.327	5	15
5	16		Felix Wahl	GER-Mainz	Parolin/IAME	PK Motorsport/	16	12:12.775	3.099	45.364	7	14
6	110	Ja	Philipp Damhuis	GER-Haren	Kosmic/IAME	Team Hemkemeyer/AMC Diepholz	16	12:13.664	3.988	45.315	4	13
7	44		Joel Sturm	GER-Brühl	Kosmic Mercu	/Fuldaer AC	16	12:14.397	4.721	45.288	9	12
8	142	Ja	Gabriel Streitmatter	GER-Breisach	Parolin/IAME	ADAC Südbaden	16	12:14.555	4.879	45.297	9	11
9	91	Ja	Manuel Klein	GER-Wilmsdorf	Tony/IAME	/RMW Motorsport	16	12:15.363	5.687	45.366	7	10
10	11		Nico Noel Manka	GER-Unna	Sodi/IAME	Beule Kart Racing Team/MSB Bork	16	12:15.523	5.847	45.397	11	9
11	101	Ja	Henrik Schulze Fenking	GER-Nottuln	Intrepid/IAME	Team Hemkemeyer/ADAC Westfalen	16	12:17.365	7.689	45.321	9	8
12	113	Ja	Ferdinand Winter	GER-Schweinfurt	KR/IAME	/CV Performance	16	12:17.584	7.908	45.127	6	7
13	137	Ja	Michel Boensmann	GER-Wuppertal	Gillard/IAME	MSR/MSB Langenfeld	16	12:22.498	12.822	45.397	9	6
14	9		Maximilian Dappert	GER-Kleinrinderfeld	SODI/IAME	Flandria Germany	16	12:22.901	13.225	45.642	6	5
15	114	Ja	Timo Kirschkat	GER-Böblingen	Tony/Iame	/CV Performance	16	12:24.423	14.747	45.775	15	4
16	105	Ja	Erik Müller	GER-Dörentum	Mach1/IAME	Team Hemkemeyer/AMC Retzen / Konzept I	16	12:24.549	14.873	45.639	11	3
17	140	Ja	Florian Rissler	GER-Duisburg	CRG /IAME	MSC Langenfeld/Kartsport Lehnert	16	12:24.704	15.028	45.450	6	2
18	10		Robin Müller	GER-Wohlfhagen	CRG/IAME	GTR Karttracing/	16	12:27.199	17.523	45.684	11	1
19	111		Melisa Harwardt	GER-Hagen		Valier Motorsport	16	12:30.901	21.225	45.507	6	1
20	27	Ja	Matteo Carrozza	GER-Wolkenstein	Tony/Iame	ADAC Sachsen e.V./RMW Motorsport	16	12:32.528	22.852	45.998	5	1
21	28		Ben Fricke	GER-Arnsberg	Tony/IAME	RMW Motorsport/Kart-Club-Kerpen	16	12:34.564	24.888	45.810	14	1
22	457	Ja	Sandro Ritz	GER-Künzell	Lenzo/IAME	Bamberger-Racing Team/AC Groß-Zimmern	16	12:35.004	25.328	46.139	6	1
23	33		Julian Trenkel	GER-Dietzenbach	Tony/IAME	MSC Mühlheim e.V. im ADAC/MSB Mühlheim	16	12:35.359	25.683	45.722	5	1
24	5		Evangelos Karamitsios	GER-Hagen	Sodi/IAME	NK Hellas Motorsport/	16	12:37.839	28.163	45.979	7	1
25	141		Vivien Luthermann	GER-Dortmund	Gillard/IAME		16	12:40.252	30.576	46.081	14	1
26	43		Niklas Kalus	GER-Duisburg	Gillard/IAME	M.S.R. Racing Team/MSB Langenfeld	16	12:40.517	30.841	45.346	8	1
27	19		Paul Gerhardt	GER-Ahlen	Intrepid/IAME		16	12:41.613	31.937	45.857	5	1
28	20		Philipp Menzner	GER-Spiesen-Elversberg	Tony/IAME	RMW Motorsport/MSB Eppelborn	16	12:42.162	32.486	46.130	8	1
29	12		Tom Remmert	GER-Petersberg	Tony/IAME	/ADAC Hessen Thüringen / Fuldaer AC	16	12:47.173	37.497	45.755	6	1
30	143	Ja	Nick Lauer	GER-Glauchau	DR/IAME	Team NKS	16	12:53.946	44.270	46.489	15	1
31	21		Lukas Karamitsios	GER-Hagen	Sodi/IAME	NK Hellas Motorsport/	14	11:02.510	2 Runden	45.720	7	1
Nicht gewertet: (75% = 12 Rnd.)												
122	Ja		Leon Oldewage	GER-Drebber	CRG/Iame	Team Hemkemeyer/ADAC Weser-Ems / AMI	8	6:17.465	8 Runden	45.866	6	0
107	Ja		Rohail Ul-Haque	GER-Bielefeld	Sodi/IAME	Team Hemkemeyer					0	0
NS	17		Klaudia Halicki	GER-Düsseldorf	CRG/IAME	Kartsport-Lehnert/			DNS		0	0

Bemerkungen

Ergebnis vorbehaltlich technischen und sportlichen Nachuntersuchung

Gestartet: 33, Gewertet:31, Nicht gewertet:2

#10 +3Sec. Unfähre Fahrweise

#5 +5Sec. Unfähre Fahrweise

#137, #140, #141, #43, #143 +5Sec. Spoiler

Vorsprung	Ø km/h	Beste Rundenzeit	km/h	Beste Runde von
1.910	87,386	45.127	88,311	113 - Ferdinand Winter

Reg-Nr.: K04/2019

Orbits

Rennleiter Andreas Ehm

Zeitnahme Camp Company

Gedruckt: 11.08.2019 19:01:41

Aushang: h

WAKC Kerpen

X30 Senioren

Kerpen 1,107 Km

2.Lauf

11.08.2019 17:25

Rennen (16 Runden) gestartet um 18:21:10

Runde	Rundenzeit	Diff.	Tageszeit
<u>(23) Claudia Hennig</u>			
1	47.268	+2.079	18:21:57.435
2	45.953	+0.764	18:22:43.388
3	45.599	+0.410	18:23:28.987
4	45.557	+0.368	18:24:14.544
5	45.431	+0.242	18:24:59.975
6	45.424	+0.235	18:25:45.399
7	45.189		18:26:30.588
8	45.253	+0.064	18:27:15.841
9	45.429	+0.240	18:28:01.270
10	45.721	+0.532	18:28:46.991
11	45.385	+0.196	18:29:32.376
12	45.442	+0.253	18:30:17.818
13	45.431	+0.242	18:31:03.249
14	45.530	+0.341	18:31:48.779
15	45.481	+0.292	18:32:34.260
16	45.583	+0.394	18:33:19.843

Runde	Rundenzeit	Diff.	Tageszeit
<u>(112) Linus Jansen</u>			
1	47.799	+2.554	18:21:58.057
2	46.106	+0.861	18:22:44.163
3	45.822	+0.577	18:23:29.985
4	45.729	+0.484	18:24:15.714
5	45.400	+0.155	18:25:01.114
6	45.862	+0.617	18:25:46.976
7	45.514	+0.269	18:26:32.490
8	45.558	+0.313	18:27:18.048
9	45.245		18:28:03.293
10	45.484	+0.239	18:28:48.777
11	45.358	+0.113	18:29:34.135
12	45.440	+0.195	18:30:19.575
13	45.350	+0.105	18:31:04.925
14	45.449	+0.204	18:31:50.374
15	46.057	+0.812	18:32:36.431
16	45.537	+0.292	18:33:21.968

Runde	Rundenzeit	Diff.	Tageszeit
<u>(73) Tim Hartelt</u>			
1	47.894	+2.567	18:21:58.600
2	45.709	+0.382	18:22:44.309
3	45.856	+0.529	18:23:30.165
4	45.843	+0.516	18:24:16.008
5	45.327		18:25:01.335
6	45.513	+0.186	18:25:46.848
7	45.495	+0.168	18:26:32.343
8	45.427	+0.100	18:27:17.770
9	45.408	+0.081	18:28:03.178
10	45.981	+0.654	18:28:49.159
11	45.535	+0.208	18:29:34.694
12	45.583	+0.256	18:30:20.277
13	45.602	+0.275	18:31:05.879
14	45.400	+0.073	18:31:51.279
15	45.598	+0.271	18:32:36.877
16	45.537	+0.210	18:33:22.414

Runde	Rundenzeit	Diff.	Tageszeit
<u>(16) Felix Wahl</u>			
1	48.132	+2.768	18:21:58.760
2	45.849	+0.485	18:22:44.609
3	45.769	+0.405	18:23:30.378
4	45.961	+0.597	18:24:16.339
5	45.468	+0.104	18:25:01.807
6	45.461	+0.097	18:25:47.268
7	45.364		18:26:32.632
8	45.898	+0.534	18:27:18.530
9	45.582	+0.218	18:28:04.112
10	45.799	+0.435	18:28:49.911

Runde	Rundenzeit	Diff.	Tageszeit
11	45.628	+0.264	18:29:35.539
12	45.608	+0.244	18:30:21.147
13	45.392	+0.028	18:31:06.539
14	45.457	+0.093	18:31:51.996
15	45.537	+0.173	18:32:37.533
16	45.409	+0.045	18:33:22.942

Runde	Rundenzeit	Diff.	Tageszeit
<u>(110) Philipp Damhuis</u>			
1	48.673	+3.358	18:21:59.558
2	46.604	+1.289	18:22:46.162
3	45.798	+0.483	18:23:31.960
4	45.315		18:24:17.275
5	45.353	+0.038	18:25:02.628
6	45.394	+0.079	18:25:48.022
7	45.365	+0.050	18:26:33.387
8	45.503	+0.188	18:27:18.890
9	45.485	+0.170	18:28:04.375
10	45.753	+0.438	18:28:50.128
11	45.729	+0.414	18:29:35.857
12	45.619	+0.304	18:30:21.476
13	45.490	+0.175	18:31:06.966
14	45.566	+0.251	18:31:52.532
15	45.602	+0.287	18:32:38.134
16	45.697	+0.382	18:33:23.831

Runde	Rundenzeit	Diff.	Tageszeit
<u>(44) Joel Sturm</u>			
1	48.222	+2.934	18:21:58.939
2	46.019	+0.731	18:22:44.958
3	46.129	+0.841	18:23:31.087
4	45.731	+0.443	18:24:16.818
5	45.365	+0.077	18:25:02.183
6	45.647	+0.359	18:25:47.830
7	45.411	+0.123	18:26:33.241
8	46.062	+0.774	18:27:19.303
9	45.288		18:28:04.591
10	45.678	+0.390	18:28:50.269
11	45.742	+0.454	18:29:36.011
12	45.762	+0.474	18:30:21.773
13	45.559	+0.271	18:31:07.332
14	45.515	+0.227	18:31:52.847
15	45.576	+0.288	18:32:38.423
16	46.141	+0.853	18:33:24.564

Runde	Rundenzeit	Diff.	Tageszeit
<u>(142) Gabriel Streitmatter</u>			
1	48.190	+2.893	18:21:59.339
2	45.803	+0.506	18:22:45.142
3	45.675	+0.378	18:23:30.817
4	45.742	+0.445	18:24:16.559
5	45.442	+0.145	18:25:02.001
6	45.512	+0.215	18:25:47.513
7	45.504	+0.207	18:26:33.017
8	46.859	+1.562	18:27:19.876
9	45.297		18:28:05.173
10	45.671	+0.374	18:28:50.844
11	45.382	+0.085	18:29:36.226
12	45.752	+0.455	18:30:21.978
13	45.509	+0.212	18:31:07.487
14	45.679	+0.382	18:31:53.166
15	45.398	+0.101	18:32:38.564
16	46.158	+0.861	18:33:24.722

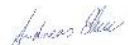
Runde	Rundenzeit	Diff.	Tageszeit
<u>(15) Felix Arndt</u>			
1	47.376	+2.050	18:21:57.803
2	46.179	+0.853	18:22:43.982
3	45.756	+0.430	18:23:29.738
4	45.747	+0.421	18:24:15.485

Runde	Rundenzeit	Diff.	Tageszeit
5	45.537	+0.211	18:25:01.022
6	45.561	+0.235	18:25:46.583
7	45.360	+0.034	18:26:31.943
8	45.444	+0.118	18:27:17.387
9	45.470	+0.144	18:28:02.857
10	45.648	+0.322	18:28:48.505
11	45.426	+0.100	18:29:33.931
12	45.865	+0.539	18:30:19.796
13	45.341	+0.015	18:31:05.137
14	45.326		18:31:50.463
15	45.669	+0.343	18:32:36.132
16	45.621	+0.295	18:33:21.753

Runde	Rundenzeit	Diff.	Tageszeit
<u>(91) Manuel Klein</u>			
1	47.445	+2.079	18:21:57.708
2	46.197	+0.831	18:22:43.905
3	45.941	+0.575	18:23:29.846
4	46.384	+1.018	18:24:16.230
5	45.481	+0.115	18:25:01.711
6	45.901	+0.535	18:25:47.612
7	45.366		18:26:32.978
8	45.455	+0.089	18:27:18.433
9	45.569	+0.203	18:28:04.002
10	45.840	+0.474	18:28:49.842
11	45.859	+0.493	18:29:35.701
12	45.655	+0.289	18:30:21.356
13	45.777	+0.411	18:31:07.133
14	46.943	+1.577	18:31:54.076
15	45.726	+0.360	18:32:39.802
16	45.728	+0.362	18:33:25.530

Runde	Rundenzeit	Diff.	Tageszeit
<u>(11) Nico Noel Manka</u>			
1	48.371	+2.974	18:21:59.221
2	46.759	+1.362	18:22:45.980
3	46.387	+0.990	18:23:32.367
4	45.701	+0.304	18:24:18.068
5	45.570	+0.173	18:25:03.638
6	45.468	+0.071	18:25:49.106
7	45.450	+0.053	18:26:34.556
8	45.768	+0.371	18:27:20.324
9	45.545	+0.148	18:28:05.869
10	45.633	+0.236	18:28:51.502
11	45.397		18:29:36.899
12	45.688	+0.291	18:30:22.587
13	45.584	+0.187	18:31:08.171
14	46.099	+0.702	18:31:54.270
15	45.772	+0.375	18:32:40.042
16	45.648	+0.251	18:33:25.690

Runde	Rundenzeit	Diff.	Tageszeit
<u>(101) Henrik Schulze Fenking</u>			
1	48.504	+3.183	18:21:59.733
2	46.773	+1.452	18:22:46.506
3	46.071	+0.750	18:23:32.577
4	46.605	+1.284	18:24:19.182
5	45.554	+0.233	18:25:04.736
6	45.514	+0.193	18:25:50.250
7	45.485	+0.164	18:26:35.735
8	45.506	+0.185	18:27:21.241
9	45.321		18:28:06.562
10	45.593	+0.272	18:28:52.155
11	45.807	+0.486	18:29:37.962
12	45.527	+0.206	18:30:23.489
13	45.526	+0.205	18:31:09.015
14	46.068	+0.747	18:31:55.083
15	46.431	+1.110	18:32:41.514
16	46.018	+0.697	18:33:27.532




WAKC Kerpen

X30 Senioren

Kerpen 1,107 Km

2.Lauf

11.08.2019 17:25

Rennen (16 Runden) gestartet um 18:21:10

Runde	Rundenzeit	Diff.	Tageszeit
(113) Ferdinand Winter			
1	48.791	+3.664	18:22:00.055
2	46.801	+1.674	18:22:46.856
3	45.874	+0.747	18:23:32.730
4	47.549	+2.422	18:24:20.279
5	45.500	+0.373	18:25:05.779
6	45.127		18:25:50.906
7	45.343	+0.216	18:26:36.249
8	45.258	+0.131	18:27:21.507
9	45.364	+0.237	18:28:06.871
10	45.506	+0.379	18:28:52.377
11	45.858	+0.731	18:29:38.235
12	45.507	+0.380	18:30:23.742
13	45.502	+0.375	18:31:09.244
14	45.954	+0.827	18:31:55.198
15	46.711	+1.584	18:32:41.909
16	45.842	+0.715	18:33:27.751

Runde	Rundenzeit	Diff.	Tageszeit
(137) Michel Boensmann			
1	48.879	+3.482	18:22:00.275
2	46.704	+1.307	18:22:46.979
3	45.943	+0.546	18:23:32.922
4	45.490	+0.093	18:24:18.412
5	45.711	+0.314	18:25:04.123
6	45.598	+0.201	18:25:49.721
7	45.617	+0.220	18:26:35.338
8	45.657	+0.260	18:27:20.995
9	45.397		18:28:06.392
10	45.582	+0.185	18:28:51.974
11	45.522	+0.125	18:29:37.496
12	45.846	+0.449	18:30:23.342
13	45.599	+0.202	18:31:08.941
14	46.465	+1.068	18:31:55.406
15	46.013	+0.616	18:32:41.419
16	46.246	+0.849	18:33:27.665

Runde	Rundenzeit	Diff.	Tageszeit
(9) Maximilian Dappert			
1	48.564	+2.922	18:22:01.416
2	47.002	+1.360	18:22:48.418
3	45.840	+0.198	18:23:34.258
4	45.874	+0.232	18:24:20.132
5	46.060	+0.418	18:25:06.192
6	45.642		18:25:51.834
7	45.671	+0.029	18:26:37.505
8	46.602	+0.960	18:27:24.107
9	45.879	+0.237	18:28:09.986
10	46.076	+0.434	18:28:56.062
11	45.995	+0.353	18:29:42.057
12	45.931	+0.289	18:30:27.988
13	46.141	+0.499	18:31:14.129
14	46.066	+0.424	18:32:00.195
15	46.420	+0.778	18:32:46.615
16	46.453	+0.811	18:33:33.068

Runde	Rundenzeit	Diff.	Tageszeit
(114) Timo Kirschkat			
1	49.638	+3.863	18:22:01.782
2	47.493	+1.718	18:22:49.275
3	46.269	+0.494	18:23:35.544
4	45.892	+0.117	18:24:21.436
5	45.920	+0.145	18:25:07.356
6	46.441	+0.666	18:25:53.797
7	45.834	+0.059	18:26:39.631
8	46.712	+0.937	18:27:26.343
9	46.128	+0.353	18:28:12.471
10	45.962	+0.187	18:28:58.433

Runde	Rundenzeit	Diff.	Tageszeit
11	45.911	+0.136	18:29:44.344
12	45.920	+0.145	18:30:30.264
13	46.078	+0.303	18:31:16.342
14	46.351	+0.576	18:32:02.693
15	45.775		18:32:48.468
16	46.122	+0.347	18:33:34.590

Runde	Rundenzeit	Diff.	Tageszeit
(105) Erik Müller			
1	49.045	+3.406	18:22:01.341
2	48.077	+2.438	18:22:49.418
3	46.483	+0.844	18:23:35.901
4	45.745	+0.106	18:24:21.646
5	45.864	+0.225	18:25:07.510
6	46.513	+0.874	18:25:54.023
7	45.791	+0.152	18:26:39.814
8	46.868	+1.229	18:27:26.682
9	46.976	+1.337	18:28:13.658
10	45.673	+0.034	18:28:59.331
11	45.639		18:29:44.970
12	45.816	+0.177	18:30:30.786
13	46.015	+0.376	18:31:16.801
14	46.059	+0.420	18:32:02.860
15	45.813	+0.174	18:32:48.673
16	46.043	+0.404	18:33:34.716

Runde	Rundenzeit	Diff.	Tageszeit
(140) Florian Rissler			
1	48.988	+3.538	18:22:00.636
2	46.312	+0.862	18:22:46.948
3	46.355	+0.905	18:23:33.303
4	46.170	+0.720	18:24:19.473
5	45.780	+0.330	18:25:05.253
6	45.450		18:25:50.703
7	46.026	+0.576	18:26:36.729
8	45.753	+0.303	18:27:22.482
9	45.740	+0.290	18:28:08.222
10	45.660	+0.210	18:28:53.882
11	45.897	+0.447	18:29:39.779
12	45.856	+0.406	18:30:25.635
13	45.956	+0.506	18:31:11.591
14	46.130	+0.680	18:31:57.721
15	46.082	+0.632	18:32:43.803
16	46.068	+0.618	18:33:29.871

Runde	Rundenzeit	Diff.	Tageszeit
(10) Robin Müller			
1	49.246	+3.562	18:22:02.768
2	47.675	+1.991	18:22:50.443
3	46.534	+0.850	18:23:36.977
4	45.700	+0.016	18:24:22.677
5	45.892	+0.208	18:25:08.569
6	46.045	+0.361	18:25:54.614
7	46.044	+0.360	18:26:40.658
8	46.166	+0.482	18:27:26.824
9	46.459	+0.775	18:28:13.283
10	45.796	+0.112	18:28:59.079
11	45.684		18:29:44.763
12	45.869	+0.185	18:30:30.632
13	45.887	+0.203	18:31:16.519
14	45.935	+0.251	18:32:02.454
15	45.930	+0.246	18:32:48.384
16	45.982	+0.298	18:33:34.366

Runde	Rundenzeit	Diff.	Tageszeit
(111) Melisa Harwardt			
1	47.822	+2.315	18:22:04.023
2	48.651	+3.144	18:22:52.674
3	46.539	+1.032	18:23:39.213
4	46.145	+0.638	18:24:25.358

Runde	Rundenzeit	Diff.	Tageszeit
5	46.268	+0.761	18:25:11.626
6	45.507		18:25:57.133
7	46.284	+0.777	18:26:43.417
8	45.940	+0.433	18:27:29.357
9	48.002	+2.495	18:28:17.359
10	46.021	+0.514	18:29:03.380
11	46.749	+1.242	18:29:50.129
12	46.553	+1.046	18:30:36.682
13	46.871	+1.364	18:31:23.553
14	45.766	+0.259	18:32:09.319
15	45.911	+0.404	18:32:55.230
16	45.838	+0.331	18:33:41.068

Runde	Rundenzeit	Diff.	Tageszeit
(27) Matteo Carrozza			
1	50.047	+4.049	18:22:01.167
2	50.541	+4.543	18:22:51.708
3	46.115	+0.117	18:23:37.823
4	46.529	+0.531	18:24:24.352
5	45.998		18:25:10.350
6	46.250	+0.252	18:25:56.600
7	46.337	+0.339	18:26:42.937
8	46.068	+0.070	18:27:29.005
9	46.898	+0.900	18:28:15.903
10	46.651	+0.653	18:29:02.554
11	47.193	+1.195	18:29:49.747
12	47.830	+1.832	18:30:37.577
13	46.264	+0.266	18:31:23.841
14	46.646	+0.648	18:32:10.487
15	46.064	+0.066	18:32:56.551
16	46.144	+0.146	18:33:42.695

Runde	Rundenzeit	Diff.	Tageszeit
(28) Ben Fricke			
1	47.837	+2.027	18:22:03.578
2	48.876	+3.066	18:22:52.454
3	46.204	+0.394	18:23:38.658
4	46.224	+0.414	18:24:24.882
5	45.950	+0.140	18:25:10.832
6	46.114	+0.304	18:25:56.946
7	46.296	+0.486	18:26:43.242
8	45.962	+0.152	18:27:29.204
9	47.063	+1.253	18:28:16.267
10	46.606	+0.796	18:29:02.873
11	46.947	+1.137	18:29:49.820
12	46.679	+0.869	18:30:36.499
13	49.454	+3.644	18:31:25.953
14	45.810		18:32:11.763
15	46.619	+0.809	18:32:58.382
16	46.349	+0.539	18:33:44.731

Runde	Rundenzeit	Diff.	Tageszeit
(457) Sandro Ritz			
1	48.115	+1.976	18:22:04.473
2	48.546	+2.407	18:22:53.019
3	46.676	+0.537	18:23:39.695
4	46.421	+0.282	18:24:26.116
5	46.496	+0.357	18:25:12.612
6	46.139		18:25:58.751
7	46.403	+0.264	18:26:45.154
8	46.237	+0.098	18:27:31.391
9	47.267	+1.128	18:28:18.658
10	46.673	+0.534	18:29:05.331
11	46.424	+0.285	18:29:51.755
12	46.581	+0.442	18:30:38.336
13	46.590	+0.451	18:31:24.926
14	46.438	+0.299	18:32:11.364
15	46.950	+0.811	18:32:58.314
16	46.857	+0.718	18:33:45.171

WAKC Kerpen

X30 Senioren

2.Lauf

Kerpen 1,107 Km

11.08.2019 17:25

Rennen (16 Runden) gestartet um 18:21:10

Runde	Rundenzeit	Diff.	Tageszeit
(33) Julian Trenkel			
1	49.441	+3.719	18:22:01.963
2	47.610	+1.888	18:22:49.573
3	46.414	+0.692	18:23:35.987
4	46.009	+0.287	18:24:21.996
5	45.722		18:25:07.718
6	46.448	+0.726	18:25:54.166
7	45.933	+0.211	18:26:40.099
8	46.477	+0.755	18:27:26.576
9	53.757	+8.035	18:28:20.333
10	46.050	+0.328	18:29:06.383
11	45.960	+0.238	18:29:52.343
12	46.477	+0.755	18:30:38.820
13	47.326	+1.604	18:31:26.146
14	46.094	+0.372	18:32:12.240
15	46.571	+0.849	18:32:58.811
16	46.715	+0.993	18:33:45.526

Runde	Rundenzeit	Diff.	Tageszeit
(5) Evangelos Karamitsios			
1	49.210	+3.231	18:22:02.576
2	47.599	+1.620	18:22:50.175
3	46.500	+0.521	18:23:36.675
4	47.526	+1.547	18:24:24.201
5	46.050	+0.071	18:25:10.251
6	46.061	+0.082	18:25:56.312
7	45.979		18:26:42.291
8	46.047	+0.068	18:27:28.338
9	47.760	+1.781	18:28:16.098
10	46.703	+0.724	18:29:02.801
11	47.623	+1.644	18:29:50.424
12	46.629	+0.650	18:30:37.053
13	46.714	+0.735	18:31:23.767
14	46.547	+0.568	18:32:10.314
15	46.158	+0.179	18:32:56.472
16	46.534	+0.555	18:33:43.006

Runde	Rundenzeit	Diff.	Tageszeit
(141) Vivien Luthermann			
1	47.735	+1.654	18:22:03.855
2	48.708	+2.627	18:22:52.563
3	46.456	+0.375	18:23:39.019
4	46.195	+0.114	18:24:25.214
5	47.060	+0.979	18:25:12.274
6	46.085	+0.004	18:25:58.359
7	46.368	+0.287	18:26:44.727
8	46.169	+0.088	18:27:30.896
9	48.372	+2.291	18:28:19.268
10	46.426	+0.345	18:29:05.694
11	46.160	+0.079	18:29:51.854
12	46.824	+0.743	18:30:38.678
13	46.649	+0.568	18:31:25.327
14	46.081		18:32:11.408
15	47.230	+1.149	18:32:58.638
16	46.781	+0.700	18:33:45.419

Runde	Rundenzeit	Diff.	Tageszeit
(43) Niklas Kalus			
1	47.910	+2.564	18:22:03.329
2	49.017	+3.671	18:22:52.346
3	46.450	+1.104	18:23:38.796
4	46.278	+0.932	18:24:25.074
5	45.855	+0.509	18:25:10.929
6	45.754	+0.408	18:25:56.683
7	46.397	+1.051	18:26:43.080
8	45.346		18:27:28.426
9	46.759	+1.413	18:28:15.185
10	47.162	+1.816	18:29:02.347

Runde	Rundenzeit	Diff.	Tageszeit
11	47.233	+1.887	18:29:49.580
12	46.703	+1.357	18:30:36.283
13	51.030	+5.684	18:31:27.313
14	46.105	+0.759	18:32:13.418
15	45.820	+0.474	18:32:59.238
16	46.446	+1.100	18:33:45.684

Runde	Rundenzeit	Diff.	Tageszeit
(19) Paul Gerhardt			
1	49.403	+3.546	18:22:02.053
2	47.694	+1.837	18:22:49.747
3	46.544	+0.687	18:23:36.291
4	46.180	+0.323	18:24:22.471
5	45.857		18:25:08.328
6	46.172	+0.315	18:25:54.500
7	46.577	+0.720	18:26:41.077
8	46.523	+0.666	18:27:27.600
9	47.500	+1.643	18:28:15.100
10	47.151	+1.294	18:29:02.251
11	47.254	+1.397	18:29:49.505
12	46.706	+0.849	18:30:36.211
13	47.082	+1.225	18:31:23.293
14	55.467	+9.610	18:32:18.760
15	46.531	+0.674	18:33:05.291
16	46.489	+0.632	18:33:51.780

Runde	Rundenzeit	Diff.	Tageszeit
(20) Philipp Menzner			
1	48.444	+2.314	18:22:02.955
2	55.201	+9.071	18:22:58.156
3	48.494	+2.364	18:23:46.650
4	47.532	+1.402	18:24:34.182
5	46.771	+0.641	18:25:20.953
6	46.186	+0.056	18:26:07.139
7	46.209	+0.079	18:26:53.348
8	46.130		18:27:39.478
9	47.155	+1.025	18:28:26.633
10	46.418	+0.288	18:29:13.051
11	46.275	+0.145	18:29:59.326
12	46.376	+0.246	18:30:45.702
13	46.613	+0.483	18:31:32.315
14	46.580	+0.450	18:32:18.895
15	46.834	+0.704	18:33:05.729
16	46.600	+0.470	18:33:52.329

Runde	Rundenzeit	Diff.	Tageszeit
(12) Tom Rimmert			
1	1:12.980	+27.225	18:22:26.515
2	46.580	+0.825	18:23:13.095
3	46.162	+0.407	18:23:59.257
4	45.847	+0.092	18:24:45.104
5	46.034	+0.279	18:25:31.138
6	45.755		18:26:16.893
7	45.774	+0.019	18:27:02.667
8	45.950	+0.195	18:27:48.617
9	46.444	+0.689	18:28:35.061
10	45.959	+0.204	18:29:21.020
11	45.847	+0.092	18:30:06.867
12	45.882	+0.127	18:30:52.749
13	46.253	+0.498	18:31:39.002
14	46.089	+0.334	18:32:25.091
15	46.074	+0.319	18:33:11.165
16	46.175	+0.420	18:33:57.340

Runde	Rundenzeit	Diff.	Tageszeit
(143) Nick Lauer			
1	48.441	+1.952	18:22:03.103
2	59.912	+13.423	18:23:03.015
3	47.354	+0.865	18:23:50.369
4	46.979	+0.490	18:24:37.348

Runde	Rundenzeit	Diff.	Tageszeit
5	46.992	+0.503	18:25:24.340
6	46.874	+0.385	18:26:11.214
7	46.814	+0.325	18:26:58.028
8	46.789	+0.300	18:27:44.817
9	47.279	+0.790	18:28:32.096
10	46.801	+0.312	18:29:18.897
11	46.844	+0.355	18:30:05.741
12	46.665	+0.176	18:30:52.406
13	47.172	+0.683	18:31:39.578
14	46.531	+0.042	18:32:26.109
15	46.489		18:33:12.598
16	46.515	+0.026	18:33:59.113

Runde	Rundenzeit	Diff.	Tageszeit
(21) Lukas Karamitsios			
1	48.975	+3.255	18:22:03.223
2	56.398	+10.678	18:22:59.621
3	47.080	+1.360	18:23:46.701
4	46.033	+0.313	18:24:32.734
5	45.843	+0.123	18:25:18.577
6	45.758	+0.038	18:26:04.335
7	45.720		18:26:50.055
8	45.866	+0.146	18:27:35.921
9	46.531	+0.811	18:28:22.452
10	45.904	+0.184	18:29:08.356
11	46.013	+0.293	18:29:54.369
12	45.957	+0.237	18:30:40.326
13	46.502	+0.782	18:31:26.828
14	45.849	+0.129	18:32:12.677

Runde	Rundenzeit	Diff.	Tageszeit
(122) Leon Oldewage			
1	48.742	+2.876	18:22:02.415
2	47.547	+1.681	18:22:49.962
3	47.287	+1.421	18:23:37.249
4	46.087	+0.221	18:24:23.336
5	45.913	+0.047	18:25:09.249
6	45.866		18:25:55.115
7	46.170	+0.304	18:26:41.285
8	46.347	+0.481	18:27:27.632

WAKC Kerpen

X30 Senioren

Kerpen 1,107 Km

Tageswertung X30 Senioren

Pos.	Nr.	Nachname	Vorname	Bewerber/Sponsor	Fabrikat	R1.	R2.	Gesamtpunktzahl
1	23	Hennig	Claudia	/CV Performance	KR/IAME	20	20	40
2	112	Jansen	Linus	CV Performance	KR/IAME	18	16	34
3	15	Arndt	Felix	Kartsport-Lehnert/	Haase/IAME	15	18	33
4	73	Hartelt	Tim	Dischner Racing/MSA WENGEROHF	Exprit/IAME	13	15	28
5	16	Wahl	Felix	PK Motorsport/	Parolin/IAME	14	14	28
6	91	Klein	Manuel	/RMW Motorsport	Tony/IAME	16	10	26
7	44	Sturm	Joel	/Fuldaer AC	Kosmic Mercury/IAME	12	12	24
8	110	Damhuis	Philipp	Team Hemkemeyer/AMC Diepholz	Kosmic/IAME	10	13	23
9	11	Manka	Nico Noel	Beule Kart Racing Team/MSB Bork	Sodi/IAME	11	9	20
10	142	Streitmatter	Gabriel	ADAC Südbaden	Parolin/IAME	8	11	19
11	113	Winter	Ferdinand	/CV Performance	KR/IAME	7	7	14
12	101	Schulze Fenking	Henrik	Team Hemkemeyer/ADAC Westfale	Intrepid/IAME	6	8	14
13	137	Boensmann	Michel	MSR/MSB Langenfeld	Gillard/IAME	5	6	11
14	27	Carrozza	Matteo	ADAC Sachsen e.V./RMW Motorspo	Tony/Iame	9	1	10
15	114	Kirschkat	Timo	/CV Performance	Tony/Iame	4	4	8
16	9	Dappert	Maximilian	Flandria Germany	SODI/IAME	1	5	6
17	140	Rissler	Florian	MSB Langenfeld/Kartsport Lehnert	CRG /IAME	3	2	5
18	105	Müller	Erik	Team Hemkemeyer/AMC Retzen / t	Mach1/IAME	2	3	5
19	43	Kalus	Niklas	M.S.R. Racing Team/MSB Langenfe	Gillard/IAME	1	1	2
20	12	Remmert	Tom	/ADAC Hessen Thüringen / Fuldaer	Tony/IAME	1	1	2
21	111	Harwardt	Melisa	Valier Motorsport		1	1	2
22	21	Karamitsios	Lukas	NK Hellas Motorsport/	Sodi/IAME	1	1	2
23	10	Müller	Robin	GTR Kartracing/	CRG/IAME	1	1	2
24	5	Karamitsios	Evangelos	NK Hellas Motorsport/	Sodi/IAME	1	1	2
25	28	Fricke	Ben	RMW Motorsport/Kart-Club-Kerpen	Tony/IAME	1	1	2
26	19	Gerhardt	Paul		Intrepid/IAME	1	1	2
27	33	Trenkel	Julian	MSB Mühlheim e.V. im ADAC/MSB I	Tony/IAME	1	1	2
28	141	Luthermann	Vivien		Gillard/IAME	1	1	2
29	20	Menzner	Philipp	RMW Motorsport/MSB Eppelborn	Tony/IAME	1	1	2
30	457	Ritz	Sandro	Bamberger-Racing Team/AC Groß-z	Lenzo/IAME	1	1	2
31	143	Lauer	Nick	Team NKS	DR/IAME	1	1	2
32	122	Oldewage	Leon	Team Hemkemeyer/ADAC Weser-Ei	CRG/Iame	1	0	1
33	107	Ul-Haque	Rohail	Team Hemkemeyer	Sodi/IAME	1	0	1
34	17	Halicki	Klaudia	Kartsport-Lehnert/	CRG/IAME	1	0	1

Bemerkungen

Ergebnis vorbehaltlich technischen und sportlichen Nachuntersuchung


Reg-Nr.: K04/2019

Orbits

Rennleiter Andreas Ehm

Zeitnahme Monika Riehmers






Aushang:

h